



National Statistics Office of Georgia

**SURVEY RESULTS FOR LIVESTOCK  
SLAUGHTERHOUSES, GRAIN STORAGE ELEVATORS  
AND COLD STORAGE FACILITIES  
2020  
II QUARTER**

19.08.2020

[www.geostat.ge](http://www.geostat.ge)



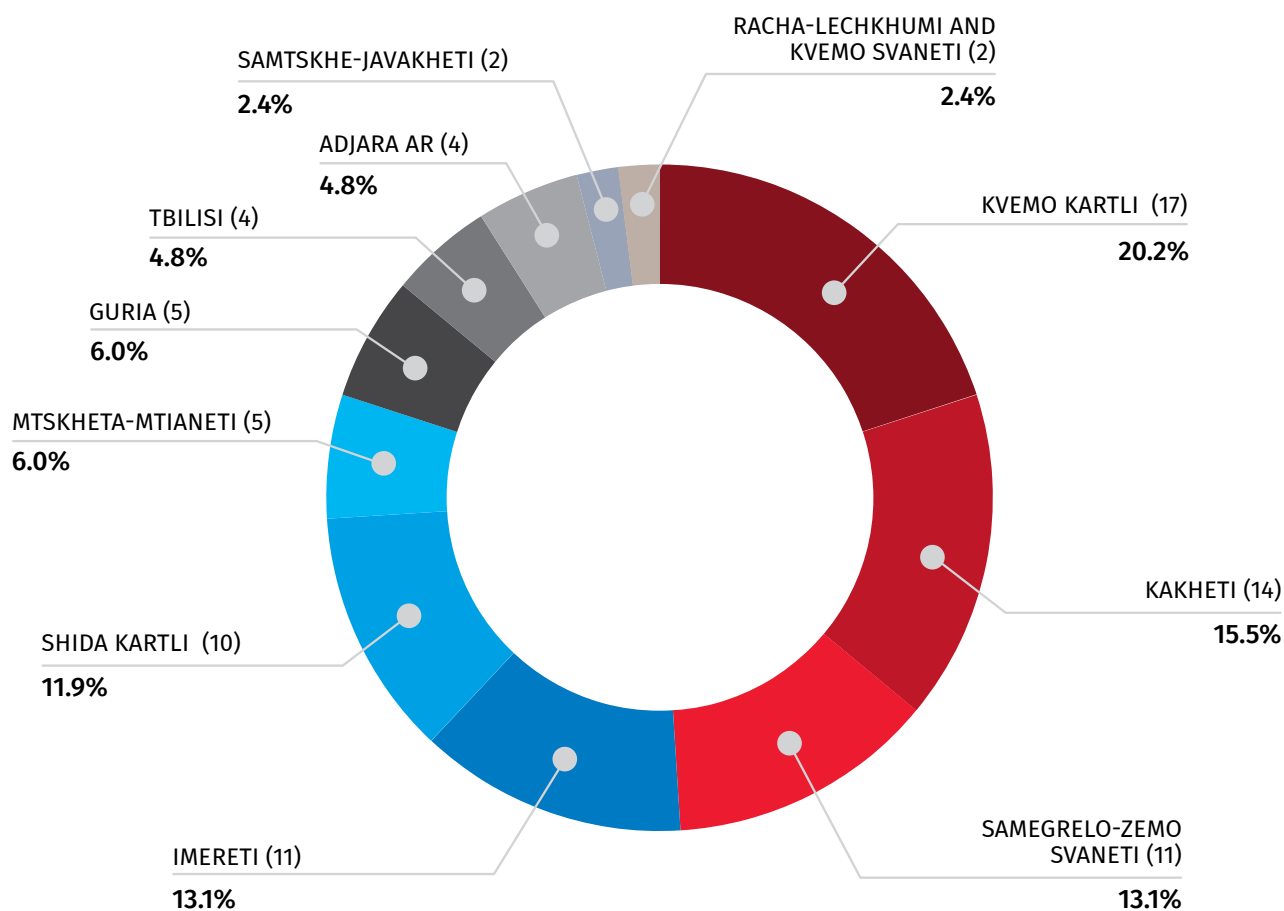
19.08.2020

**SURVEY RESULTS FOR LIVESTOCK SLAUGHTERHOUSES,  
ELEVATORS AND COLD STORAGE FACILITIES  
(II QUARTER, 2020)**

**SLAUGHTERHOUSES**

In the II quarter of 2020 the number of active livestock and poultry slaughterhouses was 84 in Georgia, 20.2 percent of which were located in Kvemo Kartli region, 15.5 percent – in Kakheti region, 13.1 percent in Imereti region, 13.1 percent in Samegrelo-Zemo Svaneti region, 11.9 percent – in Shida Kartli region, and remained 26.2 percent in other regions:

**ACTIVE LIVESTOCK AND POULTRY SLAUGHTERHOUSES IN GEORGIA BY REGIONS,  
II QUARTER, 2020**



19.08.2020

In II quarter of 2020 the 62.8 thousand livestock were slaughtered in the slaughterhouses according to survey results, 39.6 percent of which were cattle and 60.4 percent – sheep, goat, pig etc. In addition, the number of poultry slaughtered in slaughterhouses during the reporting period amounted to 2 773.7 thousand.

8 444.7 tons of meat were produced by slaughterhouses (i.e. slaughtered weight, including poultry meat) during the I quarter of 2020, 31.1 percent of which is beef, 49.1 percent – poultry meat, 19.1 percent – pork, 0.6 percent – sheep and goat meat, while the share of other is not significant.

The service was provided to 6.5 thousand persons, 25.9 percent of which were households. The monthly average number of people employed in slaughterhouses equaled 817 persons.

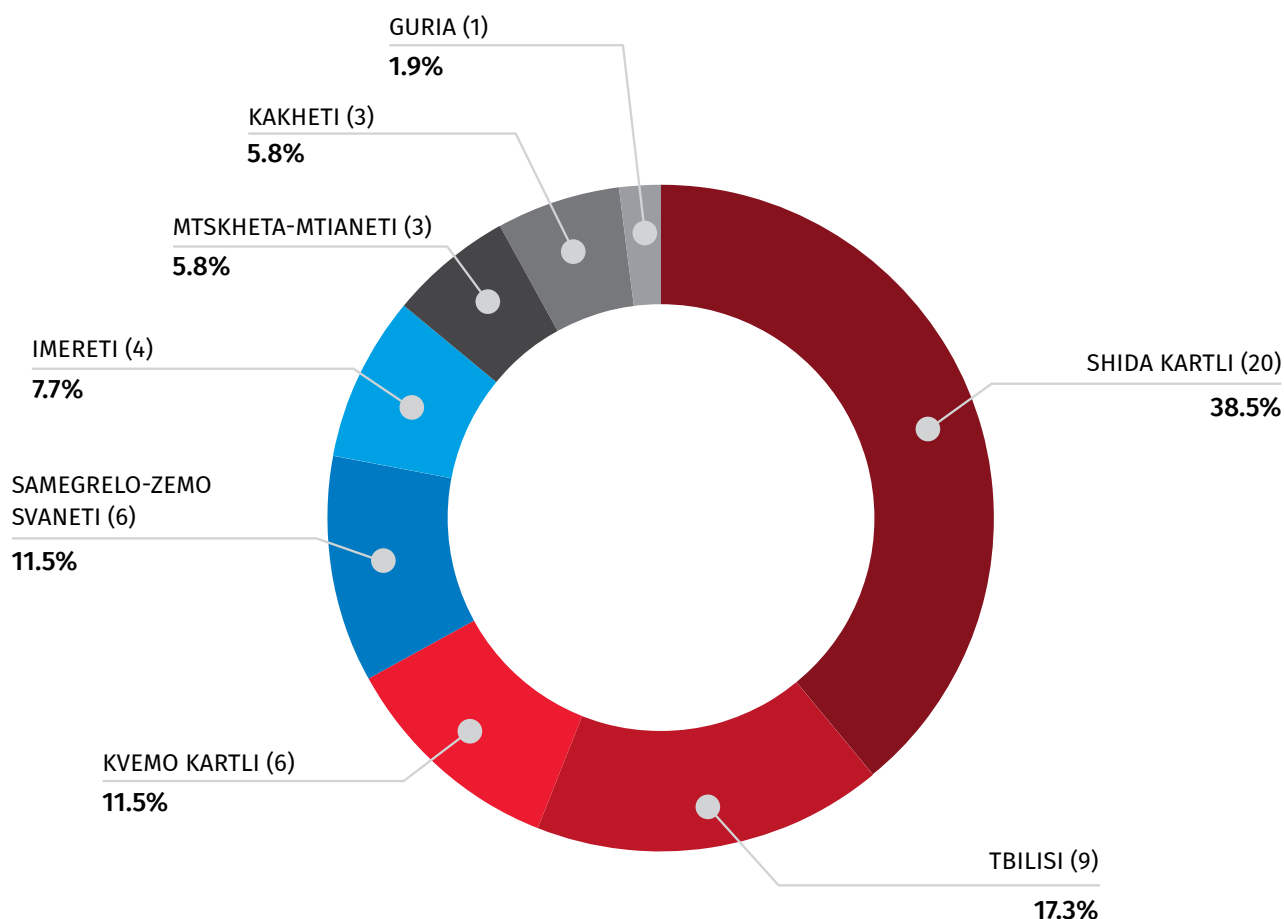
The average cost of the service of slaughtering per each livestock made up: slaughtering cattle – 26.0 GEL, sheep or goat – 10.9 GEL, and pig – 23.9 GEL.

19.08.2020

COLD STORAGE FACILITIES

In the II quarter of 2020, 52 cold storage facilities were active in Georgia, most of them were located in Shida Kartli region (38.5 percent). Active cold storage facilities are also located in Tbilisi (17.3 percent), Kvemo Kartli region (11.5 percent), Samegrelo-Zemo Svaneti region (11.5 percent), Imereti region (7.7 percent), Mtskheta-Mtianeti region (5.8 percent), Kakheti region (5.8 percent) and Guria region (1.9 percent):

**ACTIVE COLD STORAGE FACILITIES IN GEORGIA BY REGIONS,  
II QUARTER, 2020**

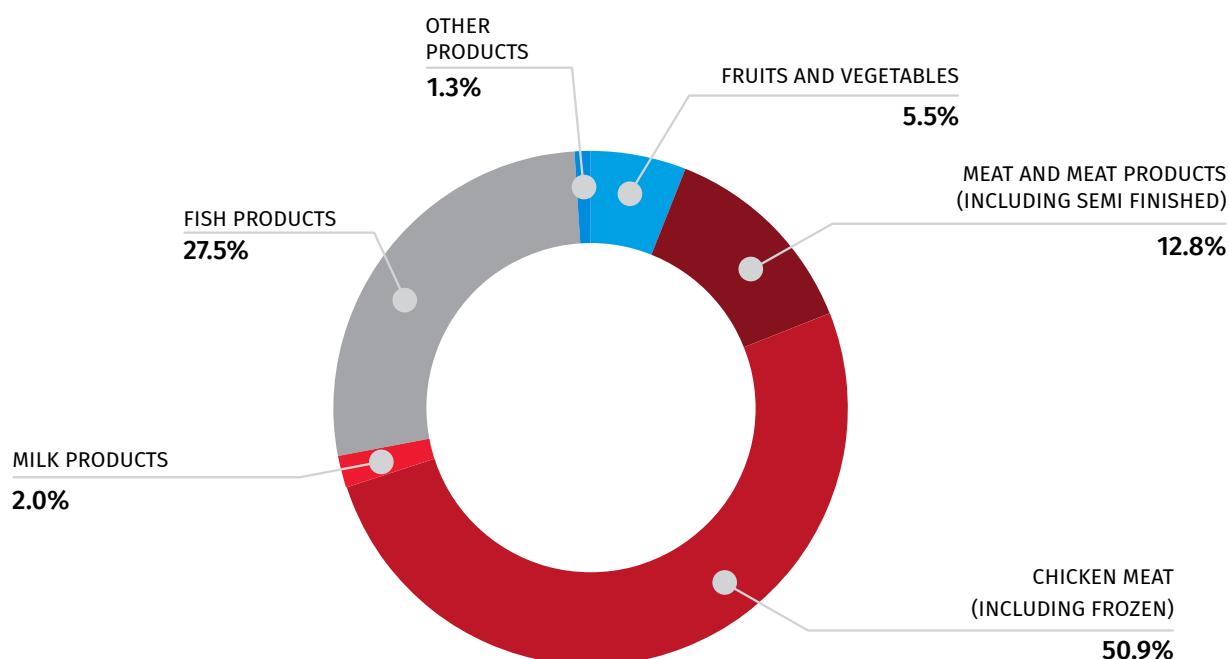


In the II quarter of 2020, the service was provided to 271 customers. The number of producers and resellers, from whom the product was purchased, totaled 265, while the annual average number of employed persons in cold storage facilities totaled 863.

19.08.2020

In the II quarter of 2020, 89.1 thousand tons of products were stored in cold storage facilities, 50.9 percent of which was chicken meat (including frozen meat), 27.5 percent – fish, 12.8 percent – meat and meat products (including semi-finished products), 5.5 percent – fruit and vegetable, while remaining products had a small share:

### PRODUCTS STORED IN COLD STORAGE FACILITIES, II QUARTER, 2020



In the II quarter of 2020, 4.1 thousand tonnes of products were purchased for the further realization by cold storage facilities. The service fee amounted to 3.9 million Gel.

In the II quarter of 2020, products (27.4 thousand tones) of 49.4 million Gel were sold by cold storage facilities, relatively big share (63.2 percent) of which was local (own) products. Herewith, 50.8 percent of local (own) products sold by cold storage facilities was chicken meat. Significant share of imported products was meat and meat products (including semi-finished products) (42.2 percent) and Chicken meat (including frozen) (32.0 percent).

From the products sold by cold storage facilities, fish products, chicken meat, fruits and vegetables were sold on the foreign market.

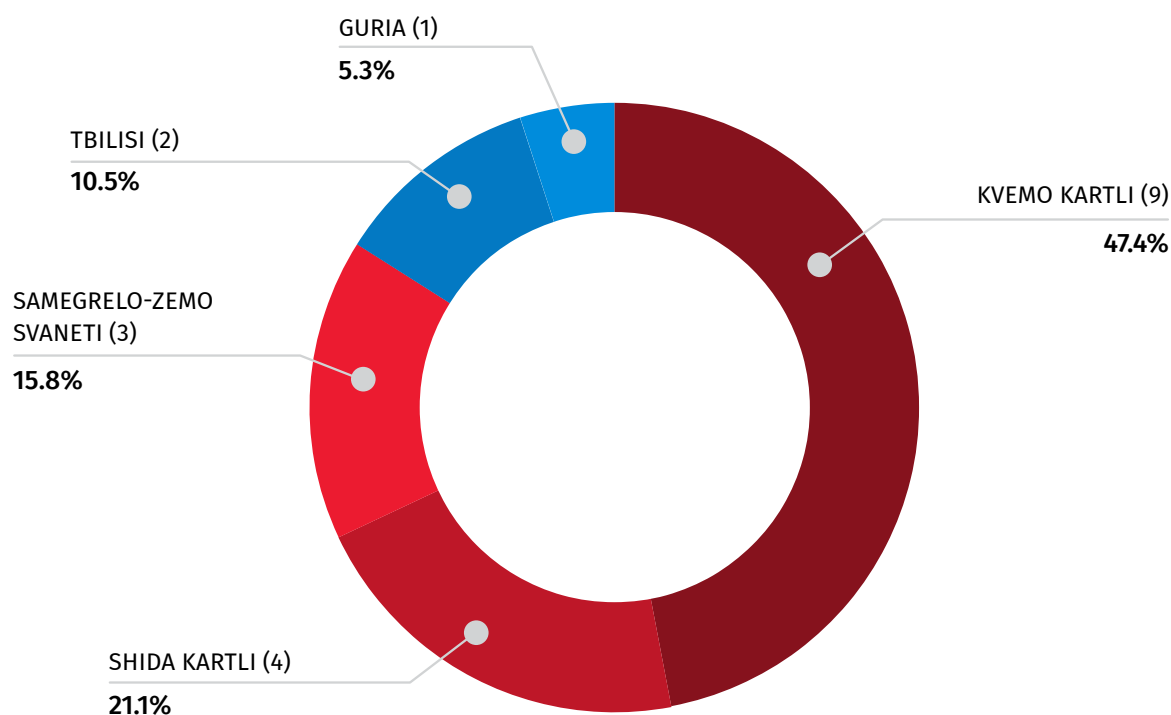
According to the survey results, the daily average load per storage (out of total storage capacity in percent) was 55.2 percent in April, 59.4 percent in May and 53.9 percent in June.

19.08.2020

ELEVATORS

In the II quarter of 2020, 19 elevators were active in Georgia, most of them were located in Kvemo Kartli region (47.4 percent). 21.1 percent of active elevators are located Shida Kartli, 15.8 percent – in Samegrelo-Zemo Svaneti region, 10.5 percent – in Tbilisi and 5.3 percent – in Guria region:

**ACTIVE ELEVATORS IN GEORGIA BY REGIONS,  
II QUARTER, 2020**

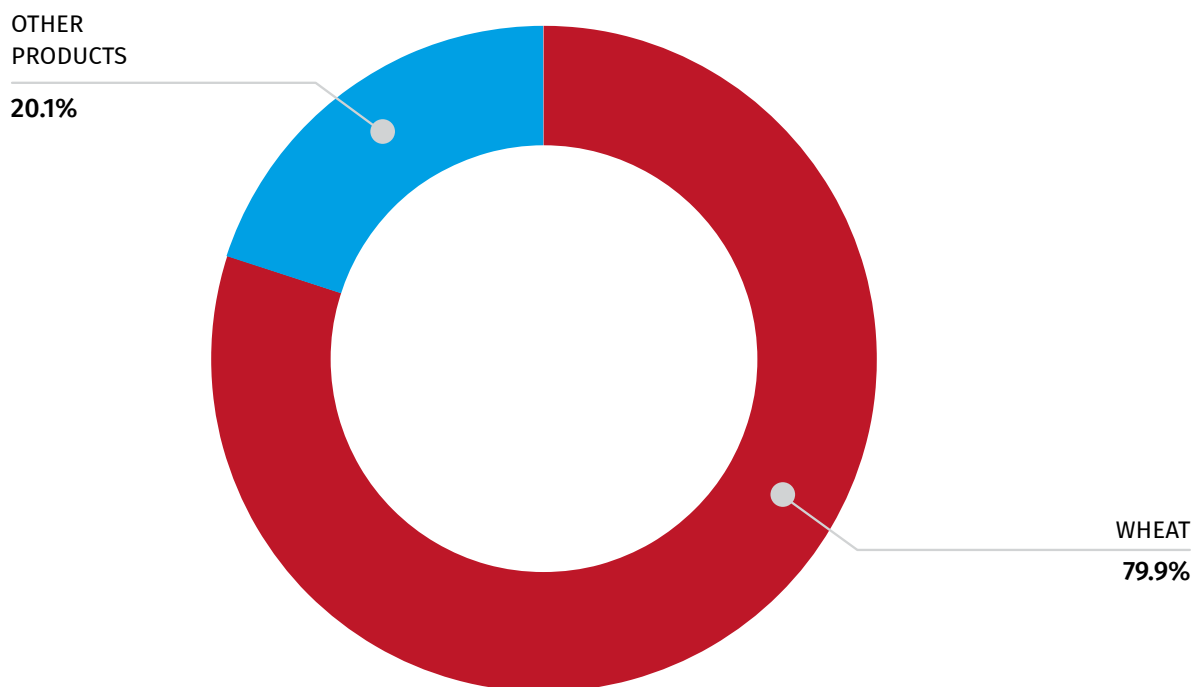


In the II quarter of 2020, the number of producers and resellers, from whom the product was purchased, totaled 74, while the annual average number of employed persons in cold storage facilities equaled 842.

In the II quarter of 2020, 133.5 thousand tons of products were stored in cold storage facilities, 79.9 percent of which was wheat, other products (maize, barley, bran, malt etc.) had a small share:

19.08.2020

PRODUCTS STORED IN ELEVATORS,  
II QUARTER, 2020



In the II quarter of 2020, 101.1 thousand tones of products 88.1 million GEL was sold by elevators, 50.0 percent of which was local (own) production.

The biggest share of local (own) production by its volume and cost was wheat flour, which was 81.8 percent of sold local production.

According to survey results, in July average daily load of elevator storages (out of total capacity of storages in percent) amounted to 46.7 percent in April, 44.1 percent in May and 37.0 percent in June.

National Statistics Office of Georgia

**CONTACT PERSONS:**

David Kupatadze, Tel: 2 36 72 10 (200), E-mail: [dkupatadze@geostat.ge](mailto:dkupatadze@geostat.ge)

Mariam Kavelashvili, Tel: 2 36 72 10 (020), E-mail: [mkavelashvili@geostat.ge](mailto:mkavelashvili@geostat.ge)