



National Statistics Office of Georgia

AGRICULTURE OF GEORGIA
2020
II QUARTER
(PRELIMINARY DATA ON ANIMAL HUSBANDRY)



19.08.2020

www.geostat.ge

19.08.2020

AGRICULTURE OF GEORGIA

II QUARTER, 2020

(PRELIMINARY DATA ON ANIMAL HUSBANDRY)

According to the preliminary data, at the end of the II quarter of 2020 the number of bovine animals increased by 2.6 percent compared to the II quarter of 2019 and reached 1.0 million heads. Of which, the total number of dairy cows and buffaloes increase by 1.4 percent from the same period of the previous year and equaled 471.2 thousand heads.

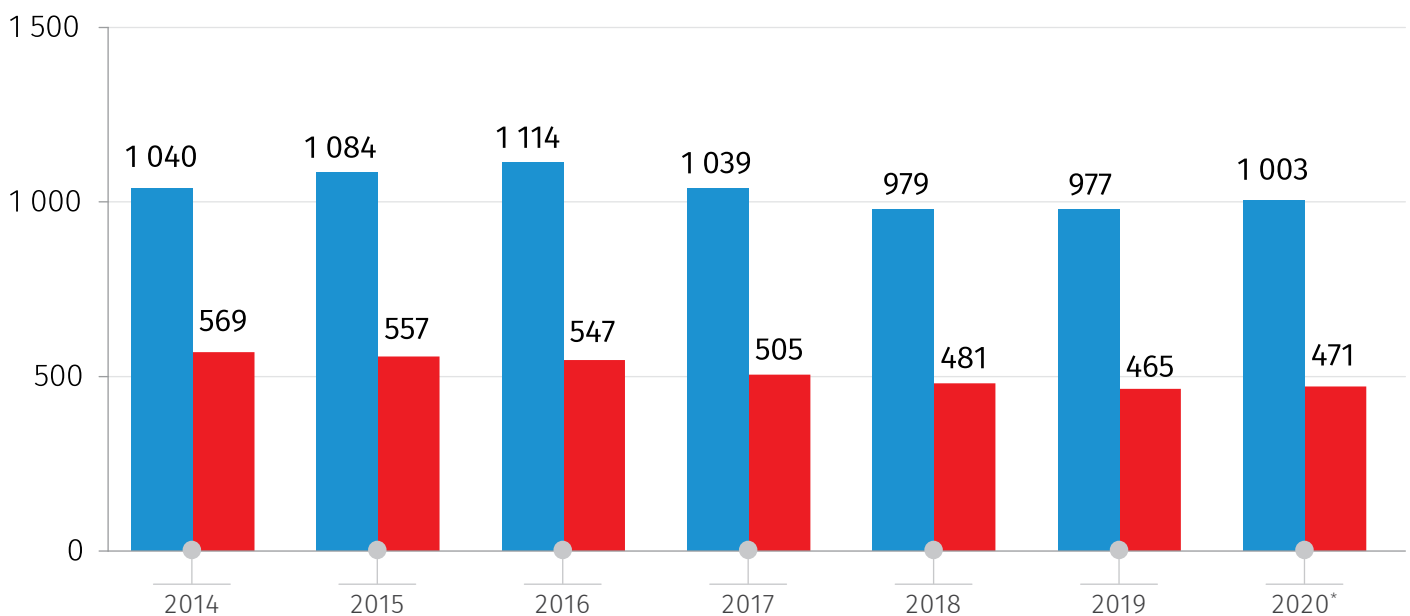
The total number of sheep and goats down by 12.1 percent and year-on-year amounted to 984.2 thousand heads.

The number of pigs equaled to 205.4 thousand heads which is 1.8 percent more than at the same period of the previous year.

The number of poultry increased by 16.9 percent compared to the same period of the previous year and reached 12.5 million heads.

The charts below present the number of bovine animals, sheep and goats, pigs and poultry by the end of the II quarter of 2014-2020.

NUMBER OF BOVINE ANIMALS BY THE END OF THE SECOND QUARTER OF 2014-2020
(THS. HEADS)



*Preliminary data

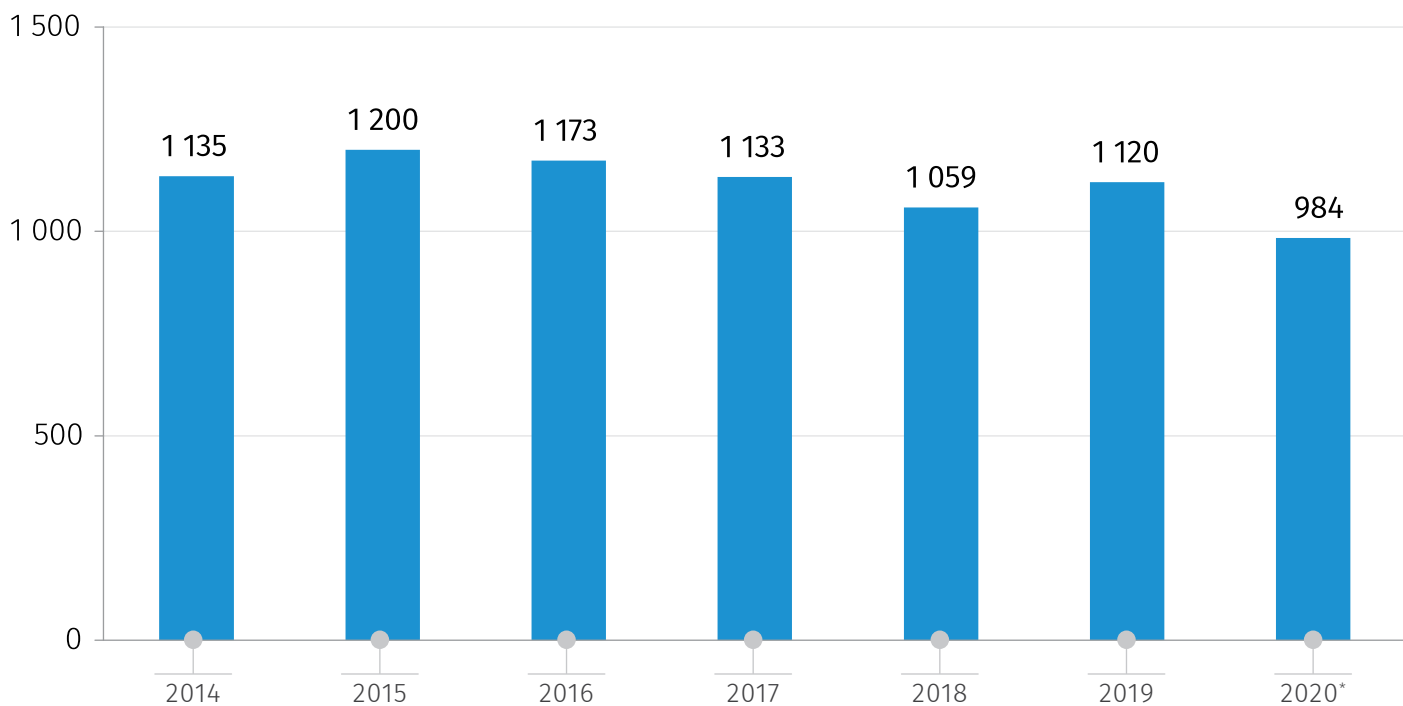
BOVINE ANIMALS

OF WICH DAIRY COWS AND BUFFALOES

NATIONAL STATISTICS OFFICE OF GEORGIA

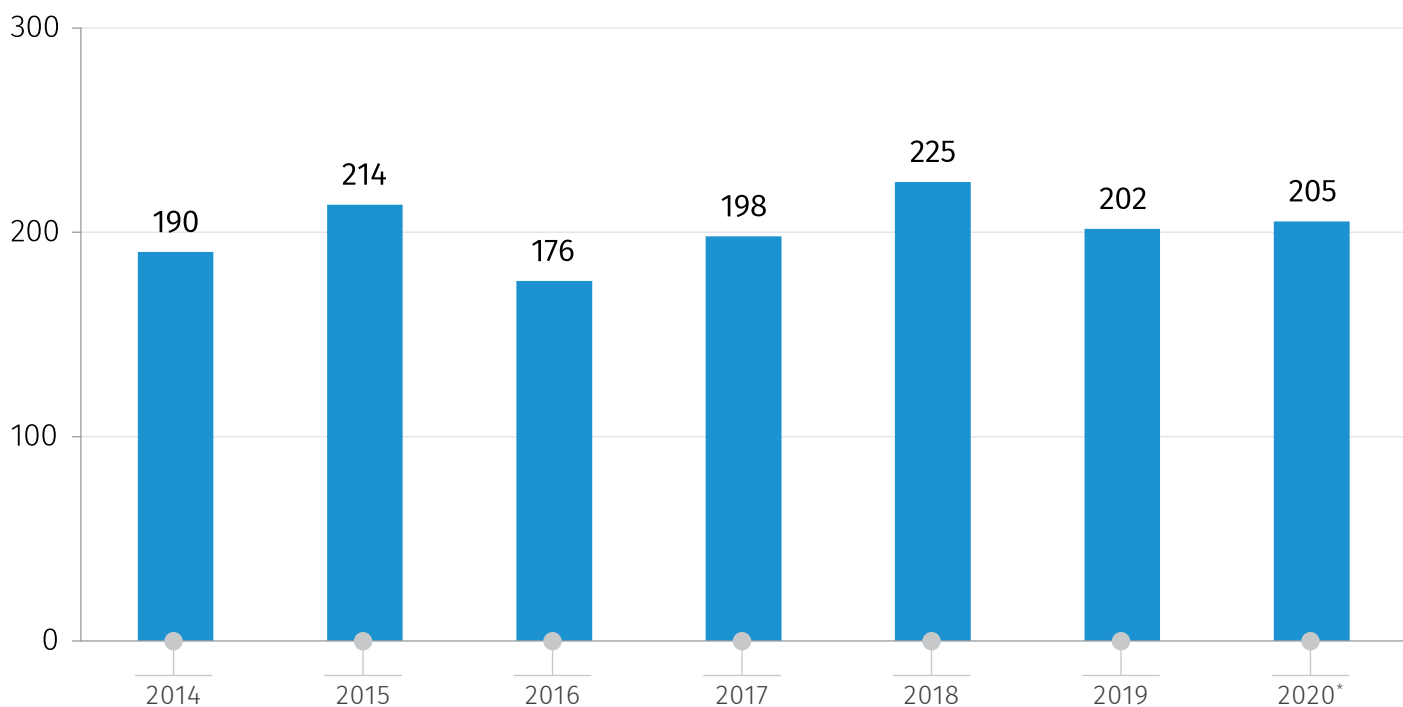
19.08.2020

NUMBER OF SHEEP AND GOATS BY THE END OF THE SECOND QUARTER OF 2014-2020
(THS. HEADS)



*Preliminary data

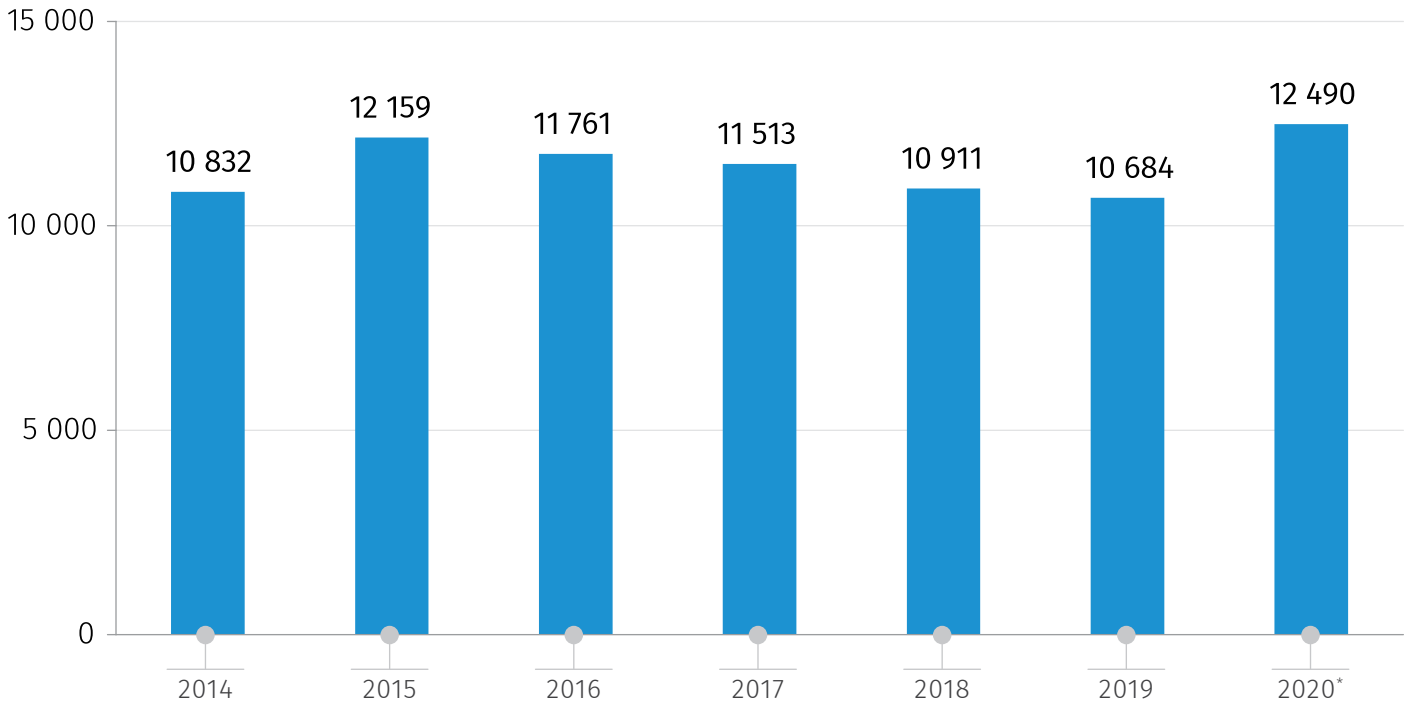
NUMBER OF PIGS BY THE END OF THE SECOND QUARTER OF 2014-2020
(THS. HEADS)



*Preliminary data

19.08.2020

**NUMBER OF POULTRY BY THE END OF THE SECOND QUARTER OF 2014-2020
(THS. HEADS)**



*Preliminary data

According to the preliminary data, in the II quarter of 2020 milk production increased by 0.1 percent compared to the same period of the previous year and reached 197.4 million litres.

Meat production increased by 5.8 percent from the same period of the previous year and equaled 16.3 thousand tons.

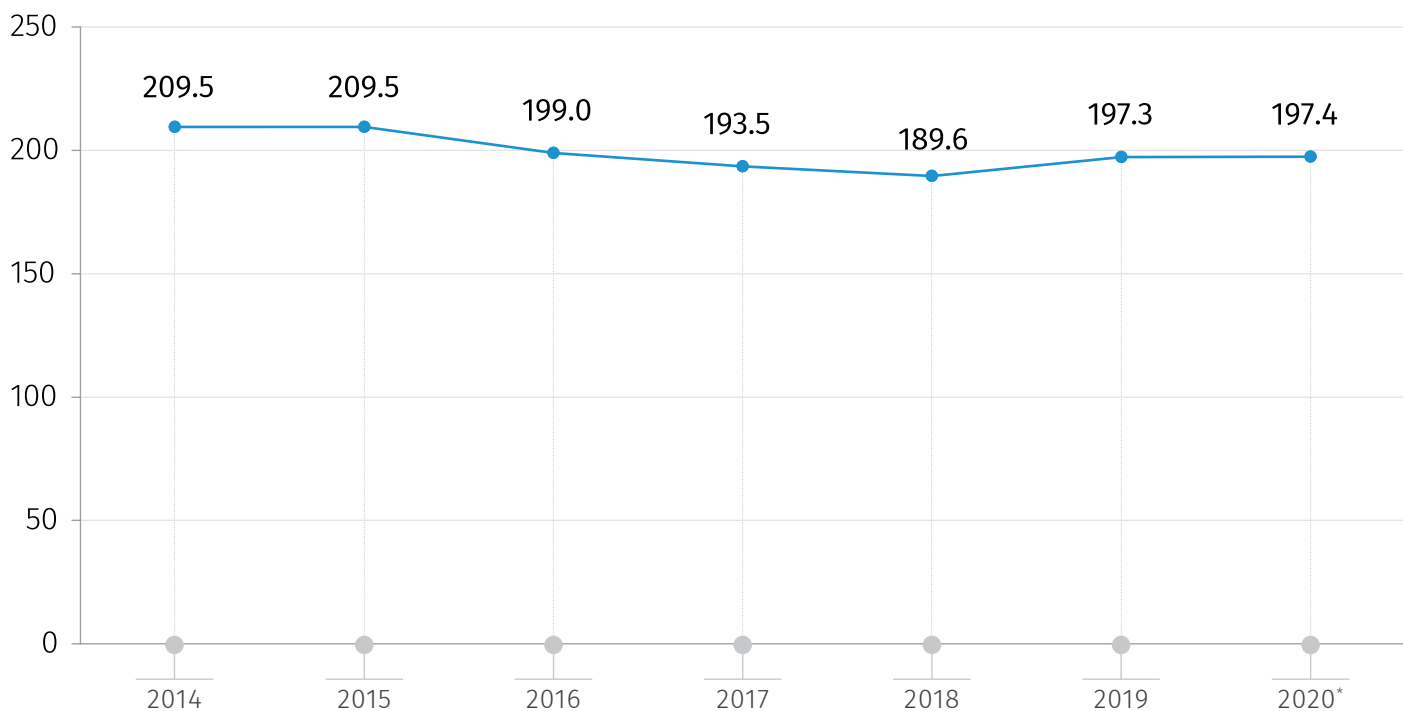
In the II quarter of 2020 egg production amounted to 167.5 million pieces which is 1.4 percent less than in the same period of the previous year.

The diagrams below present the volume of livestock products produced in the II quarter of 2014-2020.

NATIONAL STATISTICS OFFICE OF GEORGIA

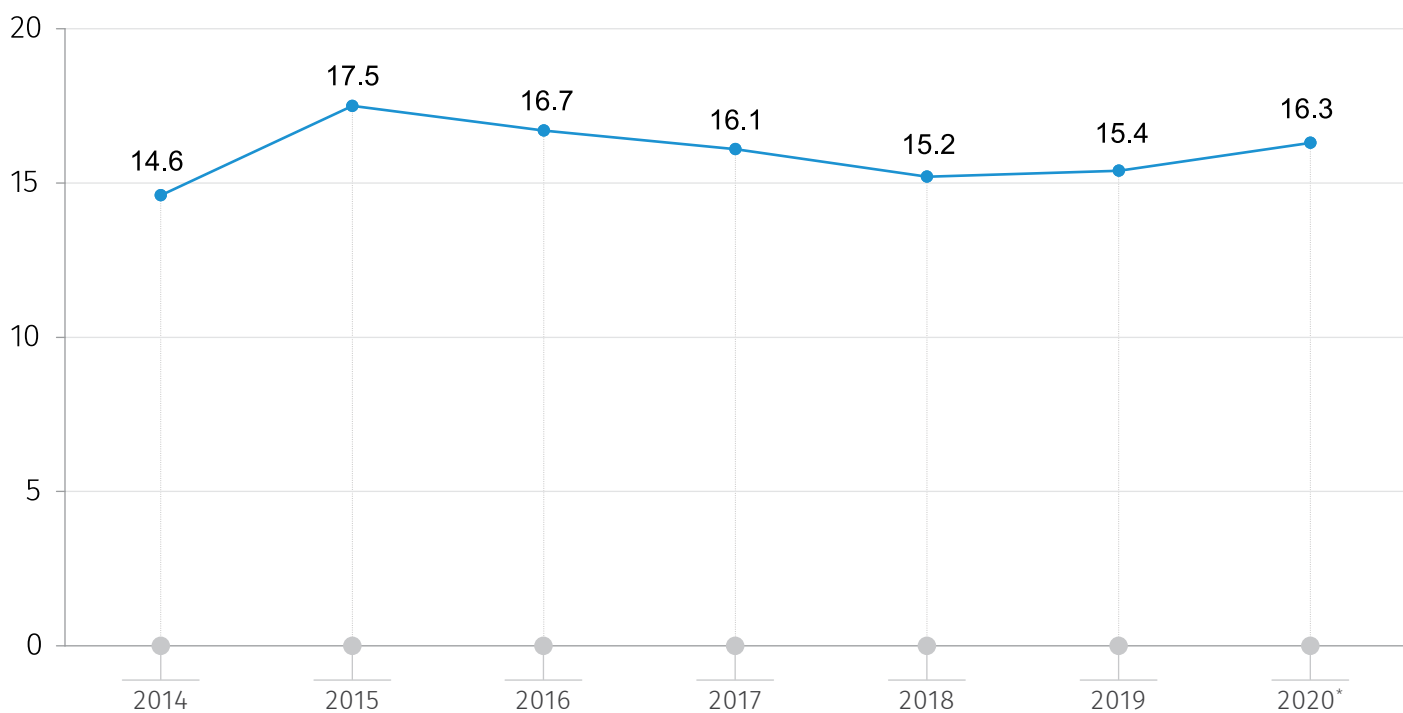
19.08.2020

MILK PRODUCTION IN THE SECOND QUARTER OF 2014-2020
(MILL. LITRES)



*Preliminary data

MEAT PRODUCTION IN THE SECOND QUARTER OF 2014-2020
(THS. TONS)

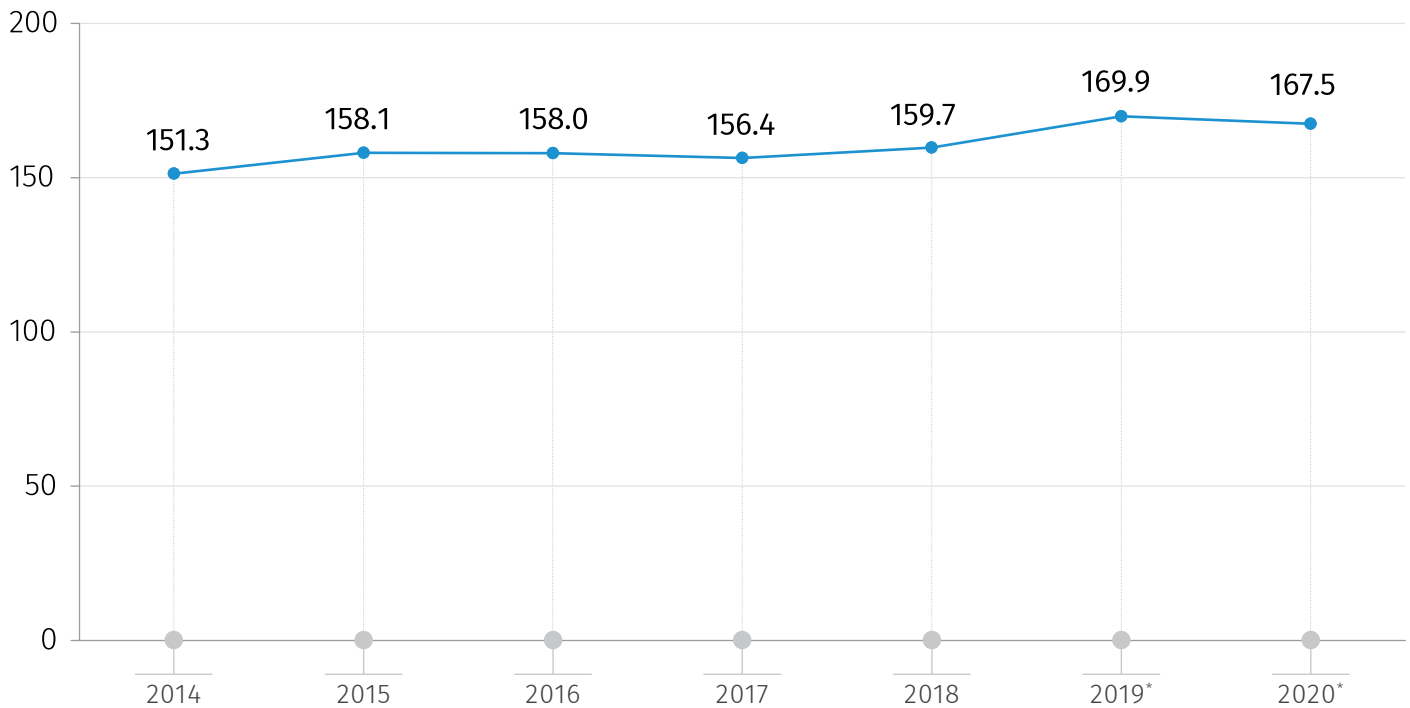


*Preliminary data

NATIONAL STATISTICS OFFICE OF GEORGIA

19.08.2020

EGG PRODUCTION IN THE SECOND QUARTER OF 2014-2020 (MILL. PIECES)



*Preliminary data

The following tables include data of 2019-2020 on the number of livestock and poultry, their export and import data, as well as production of livestock products in quarterly terms.

NUMBER OF LIVESTOCK AND POULTRY BY THE END OF THE QUARTER IN 2019-2020 (THS. HEADS)

	2019				2020*	
	I Q	II Q	III Q	IV Q	I Q	II Q
Bovine Animals	974.0	977.4	910.2	869.5	973.5	1 003.2
Of which dairy cows and buffaloes	464.2	464.8	450.6	441.8	461.4	471.2
Pigs	178.8	201.7	230.2	155.5	168.3	205.4
Sheep and Goats	1 193.5	1 120.3	938.7	891.5	1 095.6	984.2
Poultry	8 136.3	10 684.4	9 389.3	9 466.4	10 263.2	12 490.2

*Preliminary data

NATIONAL STATISTICS OFFICE OF GEORGIA

19.08.2020

EXPORT OF LIVESTOCK AND POULTRY IN 2019-2020

(THS. HEADS)

	2019				2020*	
	I Q	II Q	III Q	IV Q	I Q	II Q
Bovine Animals	15.4	21.1	33.4	25.7	16.2	2.4
Pigs	-	-	-	-	-	-
Sheep and Goats	1.2	4.4	84.4	64.0	8.7	6.8
Poultry	726.8	1 528.6	1 740.3	1 428.7	1 722.6	1 634.8

*Preliminary data

IMPORT OF LIVESTOCK AND POULTRY IN 2019-2020

(THS. HEADS)

	2019				2020*	
	I Q	II Q	III Q	IV Q	I Q	II Q
Bovine Animals	0.7	0.8	0.5	0.8	0.7	0.2
Pigs	7.3	5.1	10.2	8.6	7.8	11.2
Sheep and Goats	23.7	6.5	1.1	6.0	4.8	-
Poultry	705.7	492.4	990.0	856.6	1 752.2	1 056.1

*Preliminary data

PRODUCTION OF LIVESTOCK PRODUCTS IN 2019-2020

	2019				2020*	
	I Q	II Q	III Q	IV Q	I Q	II Q
Meat (ths. tons)	17.3	15.4	15.7	21.1	16.2	16.3
Milk (mill. litres)	104.7	197.3	165.1	94.7	107.0	197.4
Eggs (mill. pieces)	138.9	169.9	171.2	181.2	160.4	167.5

*Preliminary data

NATIONAL STATISTICS OFFICE OF GEORGIA

19.08.2020

Source: National Statistics Office of Georgia.

Explanation of symbols:

- Not applicable;

Final data of 2020 will be available on June 15, 2021

CONTACT PERSON:

George Sanadze, Tel: (+995 32) 236 72 10 (500), E-mail: gsanadze@geostat.ge

Mariam Kavelashvili, Tel: 2 36 72 10 (020), E-mail: mkavelashvili@geostat.ge