

NATIONAL STATISTICS OFFICE OF GEORGIA

19.08.2020

GEORGIAN EXTERNAL TRADE BY COUNTRIES IN JANUARY-JULY 2020* (THSD. US DOLLARS)

	EXPORTS (FOB)	IMPORTS (CIF)	BALANCE
EXTERNAL TRADE – TOTAL	1 758 504.4	4 272 069.1	-2 513 564.8
Of which:			
EU COUNTRIES	392 321.5	1 029 450.1	-637 128.7
Austria	898.1	33 986.9	-33 088.8
Belgium	6 599.8	43 648.6	-37 048.7
Bulgaria	188 939.3	56 271.2	132 668.1
Croatia	255.9	3 073.3	-2 817.4
Cyprus	77.8	3 496.4	-3 418.6
Czech Republic	4 040.1	38 370.6	-34 330.5
Denmark	220.4	7 701.6	-7 481.2
Estonia	3 224.0	2 858.8	365.2
Finland	306.6	8 249.0	-7 942.3
France	15 912.5	77 430.7	-61 518.2
Germany	20 349.8	213 648.3	-193 298.4
Greece	2 725.8	22 527.2	-19 801.4
Hungary	303.5	26 096.1	-25 792.6
Ireland	1 126.2	6 776.2	-5 650.0
Italy	14 690.9	99 180.0	-84 489.1
Latvia	5 307.7	13 071.4	-7 763.7
Lithuania (Lietuva)	21 434.4	18 199.4	3 234.9
Luxembourg	11.3	2 209.7	-2 198.5
Malta	39.5	1 725.4	-1 685.9
Netherlands	13 910.3	84 696.5	-70 786.2
Poland	14 114.1	70 120.7	-56 006.6
Portugal	97.0	6 866.2	-6 769.2
Romania	16 877.0	67 682.9	-50 805.9
Slovakia	654.7	6 876.2	-6 221.5
Slovenia	2 021.1	14 177.1	-12 155.9
Spain	50 579.9	51 039.9	-459.9
Sweden	352.9	9 171.0	-8 818.1
United Kingdom	7 250.6	40 298.9	-33 048.3
CIS COUNTRIES	767 600.3	1 307 619.9	-540 019.6
Armenia	105 056.3	236 789.9	-131 733.6
Azerbaijan	230 713.4	277 852.1	-47 138.7
Belarus	20 582.7	28 122.3	-7 539.6
Kazakhstan	23 620.9	22 684.4	936.5
Kyrgyzstan	7 139.0	1 318.9	5 820.1
Moldova	5 801.5	5 882.7	-81.2
Russia	229 071.3	473 003.0	-243 931.7
Tajikistan	6 487.2	0.2	6 486.9
Turkmenistan	7 643.4	44 655.0	-37 011.5

NATIONAL STATISTICS OFFICE OF GEORGIA

19.08.2020

	EXPORTS (FOB)	IMPORTS (CIF)	BALANCE
Ukraine	96 065.7	203 985.3	-107 919.5
Uzbekistan	35 418.8	13 326.2	22 092.7
OTHER COUNTRIES	598 582.6	1 934 999.1	-1 336 416.5
Afghanistan	133.5	644.6	-511.2
Albania	46.0	57.8	-11.8
Algeria	-	76.7	-76.7
Argentina	-	4 370.1	-4 370.1
Australia	3 153.7	13 085.5	-9 931.8
Bahrain	28.7	-	28.7
Bangladesh	-	1 210.5	-1 210.5
Belize	101.3	353.9	-252.6
Bosnia and Herzegovina	-	174.7	-174.7
Brazil	20.2	84 420.7	-84 400.6
Burkina Faso	461.1	-	461.1
Burundi	-	6.2	-6.2
Cameroon	1 926.3	-	1 926.3
Canada	2 879.4	10 120.7	-7 241.4
Chad	8 813.7	280.0	8 533.7
Chile	1 360.5	26 417.0	-25 056.5
China	248 287.2	379 300.1	-131 012.9
Colombia	3 436.5	74.7	3 361.8
Costa Rica	17.1	19.8	-2.7
Cuba	540.5	78.7	461.8
Ecuador	-	10 313.9	-10 313.9
Egypt	53.5	4 188.4	-4 134.9
EL Salvador	16.6	-	16.6
Gabon	-	18.3	-18.3
Ghana	436.9	3.7	433.2
Guatemala	-	35.9	-35.9
Hong Kong SAR of China	2 577.4	30 569.2	-27 991.8
Iceland	-	3 628.8	-3 628.8
India	816.3	23 232.8	-22 416.5
Indonesia	4.1	5 258.5	-5 254.4
Iran	19 245.0	32 295.8	-13 050.8
Iraq	5 591.6	3 735.4	1 856.2
Israel	10 732.7	6 419.6	4 313.1
Japan	8 530.3	91 740.2	-83 209.9
Jordan	175.4	258.2	-82.9
Kenya	302.5	257.6	44.9
Korea Republic of	2 737.7	27 273.8	-24 536.1
Kuwait	921.6	-	921.6
Lebanon	17.4	322.3	-304.9
Liberia	108.0	-	108.0
Libya	141.3	33.0	108.3
Liechtenstein	-	126.2	-126.2

NATIONAL STATISTICS OFFICE OF GEORGIA

19.08.2020

	EXPORTS (FOB)	IMPORTS (CIF)	BALANCE
Macau	5.6	-	5.6
Macedonia (FYR)	153.9	321.3	-167.4
Madagascar	-	1.0	-1.0
Malawi	2.1	125.3	-123.2
Malaysia	129.9	5 966.7	-5 836.8
Maldives	13.9	-	13.9
Mauritius	-	19.3	-19.3
Mexico	299.4	2 021.0	-1 721.6
Monaco	-	1.3	-1.3
Mongolia	492.7	-	492.7
Montenegro	179.0	-	179.0
Morocco	2 046.3	100.3	1 946.0
Nepal	21.0	8.4	12.6
New Zealand	11.0	1 898.4	-1 887.4
Niger	20.5	-	20.5
Nigeria	139.3	0.7	138.6
Norway	73.4	4 052.2	-3 978.7
Oman	560.5	223.0	337.5
Pakistan	39.8	2 996.5	-2 956.8
Panama	394.4	-	394.4
Paraguay	-	2 187.8	-2 187.8
Peru	13 964.0	22 707.5	-8 743.5
Philippines	101.2	115.2	-14.0
Puerto Rico	29.2	-	29.2
Qatar	573.0	1 234.4	-661.3
San Marino	-	18.0	-18.0
Saudi Arabia	5 370.5	1 063.2	4 307.3
Senegal	90.4	-	90.4
Serbia	29.7	3 063.7	-3 034.0
Seychelles	-	60.1	-60.1
Singapore	10 100.6	9 896.7	203.9
Somalia	43.7	-	43.7
South Africa	237.5	3 846.6	-3 609.2
Sri Lanka	6.6	1 900.2	-1 893.6
State of Palestine	190.9	-	190.9
Sudan	70.4	1.3	69.1
Suriname	423.3	-	423.3
Switzerland	55 247.4	29 150.8	26 096.6
Syrian	78.0	236.8	-158.8
Taiwan Province of China	2 858.1	6 305.6	-3 447.5
Tanzania	6 431.2	-	6 431.2
Thailand	97.6	11 276.4	-11 178.8
Tunisia	216.0	60.9	155.1
Turkey	114 676.7	728 612.2	-613 935.5

*Preliminary data.





NATIONAL STATISTICS OFFICE OF GEORGIA

19.08.2020

	EXPORTS (FOB)	IMPORTS (CIF)	BALANCE
Uganda	-	9.5	-9.5
United Arab Emirates	16 829.9	61 944.2	-45 114.3
United States	38 480.9	267 049.4	-228 568.5
Uruguay	336.1	1 121.8	-785.7
Viet Nam	3 829.0	4 707.6	-878.6
Virgin Islands British	-	290.3	-290.3
Yemen	73.9	-	73.9

*Preliminary data.

19.08.2020

- Sources:**
-  LEPL Revenue Service of Ministry of Finance of Georgia;
 -  Georgian State Electrosystem JSC;
 -  Electrosystem Commercial Operator JSC;
 -  Georgian Gas Transportation Company LTD.

Explanation of symbols:

- Not applicable;
- 0.0 Negligible magnitude;
- * Data are preliminary and subject to revisions;
- ... Data are confidential

Notice:

1. The discrepancy between the totals and the sum in some cases can be explained by using rounded data;
2. Information does not cover the data of Simplified Customs Declarations (Form #4);
3. Information does not cover non-organized trade also occupied territories of Abkhazian Autonomous Republic and Tskhinvali region;
4. According to the international methodology there are some difference in coverage of trade flows between external merchandise trade statistics and customs statistics. Diplomatic temporary transit and analogous goods are excluded from the database of external merchandise trade statistics.

**THE PRELIMINARY DATA WILL BE REVISED ACCORDING TO THE GEOSTAT'S REVISION POLICY
(BASED ON THE REGULAR REVISION PRINCIPLE) AS A RESULT OF ADJUSTING
DATA BY RESPONDENTS/ADMINISTRATIVE SOURCES.**

CONTACT PERSONS:

Maka Kalandarishvili, Tel.: (+995 32) 236 72 10 (300)

E-mail: mkalandarishvili@geostat.ge

Mariam Kavelashvili, Tel.: (+995 32) 236 72 10 (020)

E-mail: mkavelashvili@geostat.ge