



National Statistics Office of Georgia

**INFORMATION ON HOTELS
AND HOTEL TYPE ENTERPRISES
2019**

27.08.2020
www.geostat.ge

27.08.2020

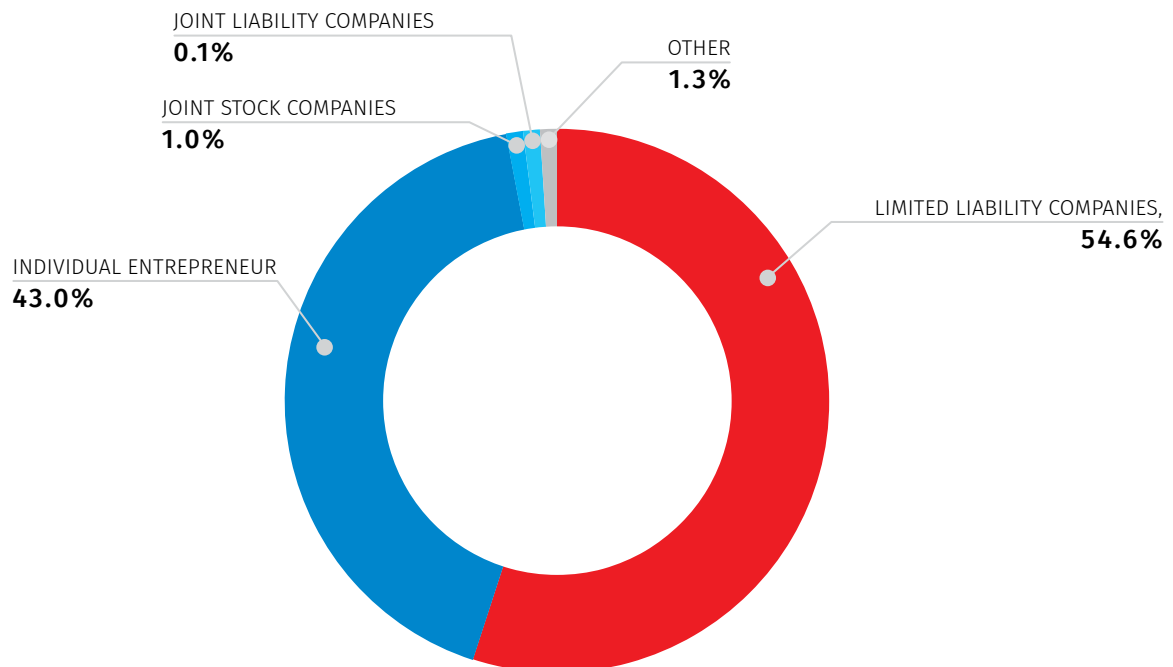
**INFORMATION ON HOTELS AND HOTEL TYPE ENTERPRISES
2019 YEAR**

According to the declared data, in 2019, there were 1 625 economic entities¹ working in hotel services in Georgia which owned 1 682 hotel and hotel-type enterprises (including local units and branches). This figure is 2.6 percent higher than in 2018.

The most widespread organizational-legal form for economic entities engaged in hotel services was the limited liability company, which comprised 54.6 percent of the total number of hotels and hotel-type enterprises operating in 2019. The chart below shows the distribution of the number of hotels and hotel-type enterprises by organizational-legal forms.

CHART №1

**DISTRIBUTION OF THE NUMBER OF HOTELS AND HOTEL-TYPE ENTERPRISES
BY ORGANIZATIONAL-LEGAL FORMS IN 2019 YEAR**



¹Registered legal entities and individual entrepreneur's according to the Georgian Legislation.

27.08.2020

99.3 percent of hotel and hotel-type enterprises were privately owned and 0.7 percent state-owned.

In 2019, the total area of the hotels and hotel-type enterprises in Georgia was 2 272.3 thousand square meters, which is 17.9 percent more than in 2018. Out of which it was leased 68.4 thousand square meters, and the living area of all rooms was 1 036.2 thousand square meters, which is 7.5 percent more than in the previous year.

In 2019, the total number of places in hotels and hotel-type enterprises was 76.3 thousand, which is 4.8 percent higher than the same indicator of previous year. The total number of rooms increased by 5.5 percent and equaled to 35.1 thousand.

TABLE №1

**DISTRIBUTION OF THE NUMBER OF ROOMS IN HOTELS AND HOTEL-TYPE ENTERPRISES
BY CATEGORIES OF ROOMS IN 2018-2019 YEARS**

	2018 YEAR	2019 YEAR
Suite	3 491	3 339
Single	4 021	4 362
Doubles	18 795	20 273
Three and more places	6 879	7 127
TOTAL	33 186	35 101

In 2019, Georgia's hotels and hotel enterprises served 4 014.0 thousand guests, which is 9.5 percent higher than the corresponding figure of the previous year. 71.5 percent of the guests were foreigners. Most of them (18.5 percent) were Russian citizens, which is 2.5 percent higher than in 2018.

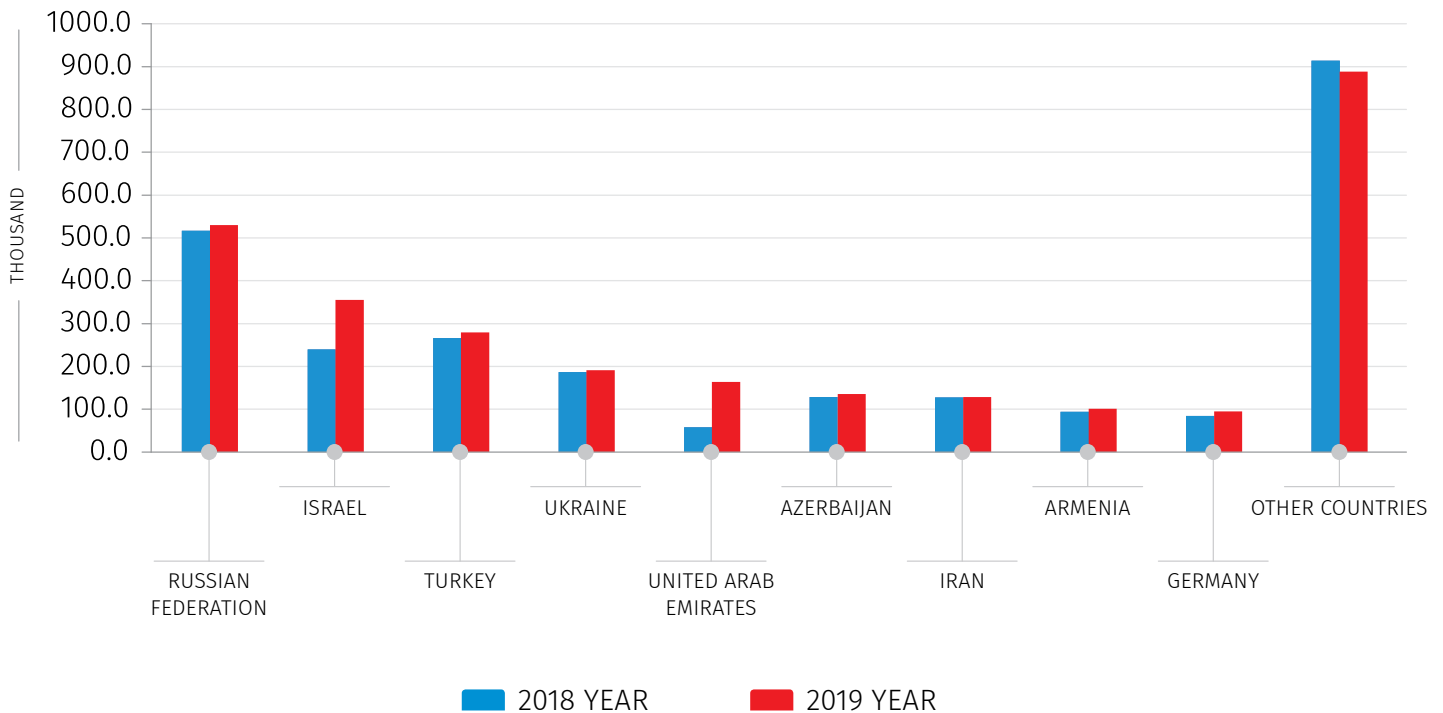
Most of the guests from the EU countries were citizens of Germany (3.3 percent) while the majority of guests from other countries were citizens of Israel (12.4 percent) and Turkey (9.7 percent).

The chart below shows the distribution of foreign guests in hotels and hotel-type enterprises by countries.

27.08.2020

CHART №2

DISTRIBUTION OF FOREIGN GUESTS IN HOTELS AND HOTEL-TYPE ENTERPRISES BY COUNTRIES IN 2018-2019 YEARS



In 2019, hotels and hotel-type enterprises in Georgia mostly had guests for Holiday and Recreation (79.9 percent) by foreigners.

TABLE №2

DISTRIBUTION OF FOREIGN GUESTS TO HOTELS AND HOTEL-TYPE ENTERPRISES BY PURPOSE OF VISIT IN 2019, THOUSAND

	QUANTITY	%
Holiday and Recreation	2 291.3	79.9
Business	241.5	8.4
Medical treatment	13.2	0.5
Other purpose	322.4	11.2
TOTAL	2 868.4	100.0

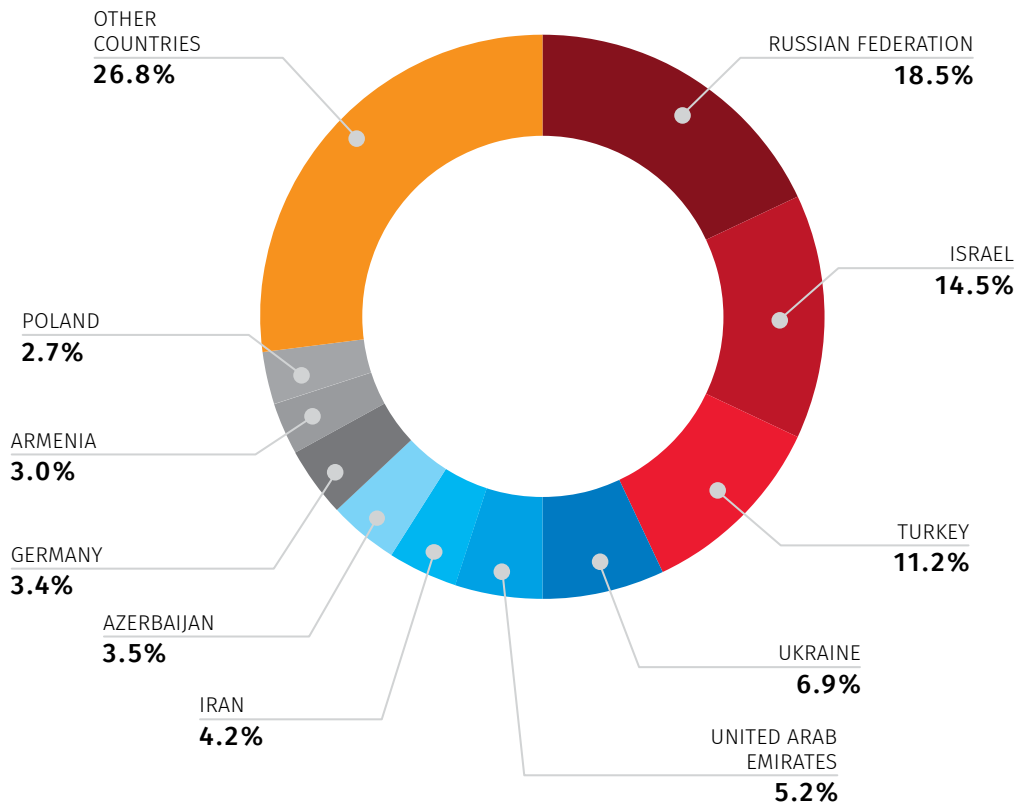
NATIONAL STATISTICS OFFICE OF GEORGIA

27.08.2020

The majority of foreign guests staying in hotels and hotel-type enterprises were Russian and Israel citizens (18.5 and 14.5 percent). The chart below shows the distribution of the number of foreign guests in hotels and hotel-type enterprises for this purpose by countries.

CHART №3

DISTRIBUTION OF THE NUMBER OF FOREIGN GUESTS IN HOTELS AND HOTEL-TYPE ENTERPRISES FOR THE RECREATION AND REST BY COUNTRIES IN 2019 YEAR

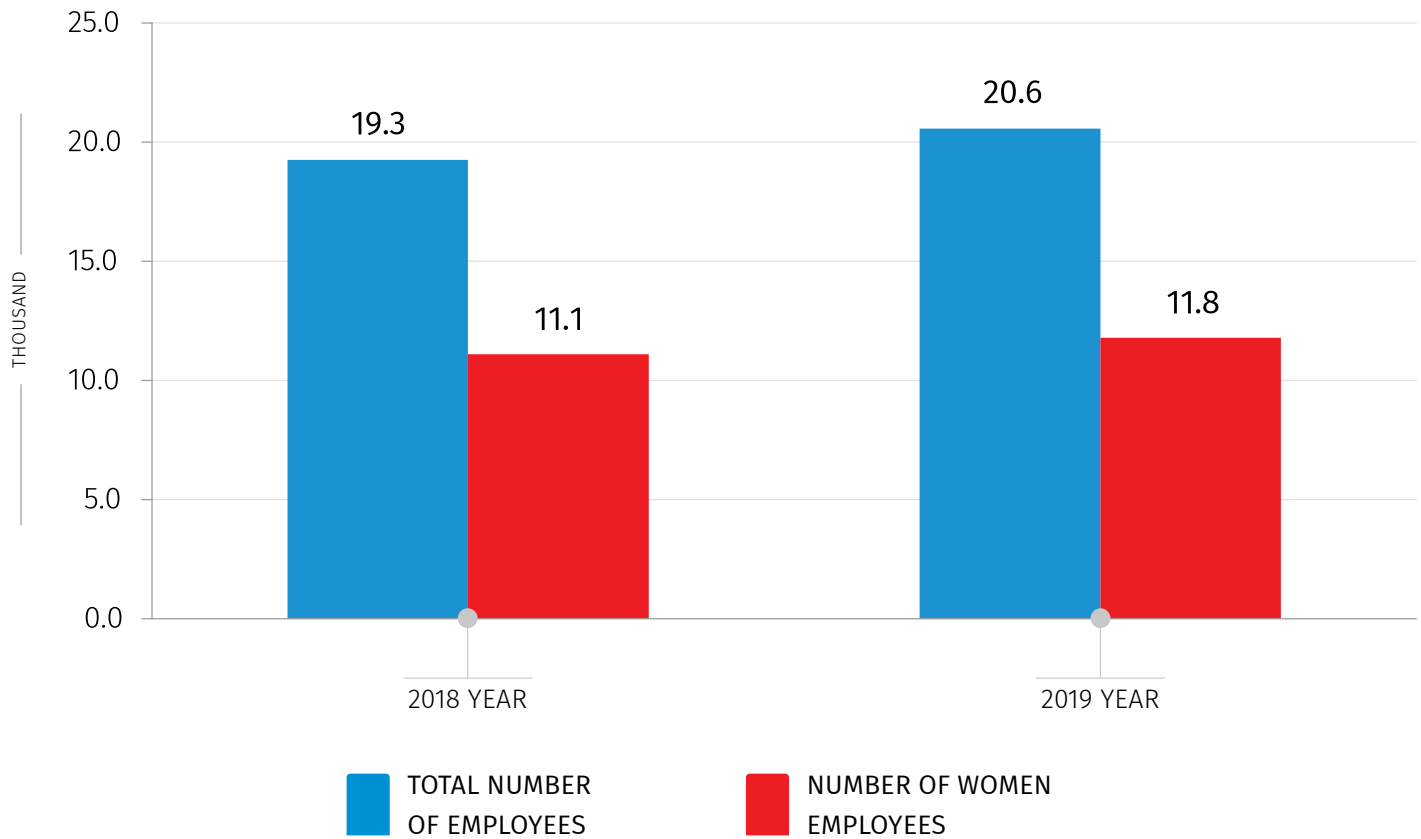


In 2019, 20 575 people were employed in hotels and hotel-type enterprises in Georgia, most of them were women (57.3 percent).

27.08.2020

CHART №4

**NUMBER OF WOMEN EMPLOYEES IN HOTELS AND HOTEL-TYPE ENTERPRISES
AND TOTAL NUMBER OF EMPLOYEES IN 2018-2019**



National Statistics Office Of Georgia

CONTACT PERSONS:

Davit Kupatadze, Tel.: 2 36 72 10 (200), E-mail: dkupatadze@geostat.ge

Mariam Kavelashvili, Tel.: 2 36 72 10 (020), E-mail: mkavelashvili@geostat.ge