

NATIONAL STATISTICS OFFICE OF GEORGIA

21.09.2020

GEORGIAN EXTERNAL TRADE BY COUNTRIES IN JANUARY-AUGUST 2020* (THSD. US DOLLARS)

	EXPORTS (FOB)	IMPORTS (CIF)	BALANCE
EXTERNAL TRADE – TOTAL	2 071 415.6	4 951 416.7	-2 880 001.1
Of which:			
EU COUNTRIES	452 535.6	1 205 271.0	-752 735.4
Austria	1 070.2	39 645.0	-38 574.8
Belgium	7 364.4	51 459.1	-44 094.7
Bulgaria	216 348.8	68 282.2	148 066.6
Croatia	273.3	3 653.2	-3 379.9
Cyprus	128.2	3 848.8	-3 720.5
Czech Republic	4 958.5	44 732.1	-39 773.6
Denmark	236.0	8 891.0	-8 655.0
Estonia	3 598.9	3 079.8	519.1
Finland	383.1	11 995.8	-11 612.7
France	19 258.4	94 496.8	-75 238.3
Germany	24 313.5	244 133.3	-219 819.8
Greece	4 441.7	25 892.2	-21 450.5
Hungary	1 030.9	29 751.2	-28 720.2
Ireland	1 336.7	7 482.9	-6 146.2
Italy	17 857.2	118 781.3	-100 924.1
Latvia	6 103.6	14 964.7	-8 861.1
Lithuania (Lietuva)	24 102.3	21 825.6	2 276.7
Luxembourg	11.3	2 805.3	-2 794.0
Malta	39.5	1 882.6	-1 843.0
Netherlands	15 949.2	96 373.6	-80 424.4
Poland	16 284.2	80 612.8	-64 328.7
Portugal	97.0	8 190.8	-8 093.8
Romania	17 768.3	80 486.7	-62 718.4
Slovakia	681.5	8 316.0	-7 634.5
Slovenia	2 436.1	16 093.7	-13 657.6
Spain	51 918.8	59 427.3	-7 508.6
Sweden	412.0	10 000.9	-9 588.9
United Kingdom	14 131.9	48 166.3	-34 034.4
CIS COUNTRIES	927 259.8	1 490 425.8	-563 166.0
Armenia	122 413.5	263 235.2	-140 821.7
Azerbaijan	284 286.0	309 555.7	-25 269.7
Belarus	24 061.1	32 067.5	-8 006.3
Kazakhstan	29 435.5	23 649.1	5 786.4
Kyrgyzstan	9 279.5	1 363.5	7 916.0
Moldova	6 522.1	7 106.4	-584.3
Russia	266 044.5	554 586.8	-288 542.4
Tajikistan	7 352.4	40.8	7 311.7
Turkmenistan	8 788.3	48 464.1	-39 675.7

NATIONAL STATISTICS OFFICE OF GEORGIA

21.09.2020

	EXPORTS (FOB)	IMPORTS (CIF)	BALANCE
Ukraine	122 767.0	235 821.6	-113 054.7
Uzbekistan	46 309.9	14 535.2	31 774.7
OTHER COUNTRIES	691 620.2	2 255 719.9	-1 564 099.7
Afghanistan	133.5	644.6	-511.2
Albania	46.0	57.8	-11.8
Algeria	-	76.7	-76.7
Argentina	-	4 501.7	-4 501.7
Australia	5 844.9	13 139.5	-7 294.7
Bahrain	28.7	-	28.7
Bangladesh	-	1 366.6	-1 366.6
Belize	101.3	393.1	-291.8
Benin	12.6	-	12.6
Bosnia and Herzegovina	-	196.3	-196.3
Brazil	165.4	90 259.9	-90 094.5
Burkina Faso	665.6	-	665.6
Burundi	-	6.2	-6.2
Cambodia	19.7	-	19.7
Cameroon	1 926.3	-	1 926.3
Canada	3 018.5	12 262.4	-9 243.9
Chad	8 813.7	280.0	8 533.7
Chile	1 804.7	26 529.0	-24 724.3
China	296 553.0	440 904.1	-144 351.2
Colombia	3 438.3	74.7	3 363.6
Costa Rica	17.1	19.8	-2.7
Cuba	728.0	89.1	639.0
Ecuador	-	11 373.3	-11 373.3
Egypt	53.5	4 619.1	-4 565.5
EL Salvador	16.6	-	16.6
Faroe Islands	-	47.3	-47.3
Gabon	-	18.3	-18.3
Ghana	440.0	3.7	436.3
Guatemala	-	35.9	-35.9
Hong Kong SAR of China	3 091.3	36 732.0	-33 640.7
Iceland	-	3 678.5	-3 678.5
India	1 270.4	27 534.8	-26 264.4
Indonesia	4.1	5 953.5	-5 949.4
Iran	21 782.1	32 875.1	-11 093.0
Iraq	7 992.4	5 391.3	2 601.1
Israel	11 999.3	7 799.0	4 200.4
Japan	10 347.1	106 711.8	-96 364.6
Jordan	178.3	258.2	-80.0
Kenya	408.8	258.9	150.0
Korea Republic of	3 219.0	32 144.0	-28 925.0
Kuwait	1 546.8	17.5	1 529.3
Lebanon	21.9	322.3	-300.4

NATIONAL STATISTICS OFFICE OF GEORGIA

21.09.2020

	EXPORTS (FOB)	IMPORTS (CIF)	BALANCE
Liberia	108.0	-	108.0
Libya	169.8	33.0	136.8
Liechtenstein	-	168.5	-168.5
Macau	5.6	-	5.6
Macedonia (FYR)	181.4	407.2	-225.8
Madagascar	-	1.0	-1.0
Malawi	2.1	156.9	-154.8
Malaysia	149.6	7 123.2	-6 973.6
Maldives	13.9	-	13.9
Mauritius	5.5	19.3	-13.8
Mexico	487.2	2 087.4	-1 600.2
Monaco	-	1.3	-1.3
Mongolia	648.0	-	648.0
Montenegro	179.0	-	179.0
Morocco	2 053.2	100.3	1 952.9
Nepal	21.0	8.4	12.6
New Zealand	11.0	1 951.1	-1 940.1
Niger	20.5	-	20.5
Nigeria	145.7	0.9	144.7
Norway	73.4	4 541.1	-4 467.6
Oman	560.5	223.0	337.5
Pakistan	39.8	3 135.3	-3 095.5
Panama	394.4	-	394.4
Paraguay	-	2 649.3	-2 649.3
Peru	13 964.0	22 730.1	-8 766.1
Philippines	150.7	173.4	-22.7
Puerto Rico	29.2	-	29.2
Qatar	720.2	1 597.3	-877.1
San Marino	-	26.8	-26.8
Saudi Arabia	6 030.1	1 083.2	4 947.0
Senegal	90.4	-	90.4
Serbia	34.2	3 891.7	-3 857.5
Seychelles	-	60.1	-60.1
Singapore	10 875.7	11 342.9	-467.3
Somalia	58.3	-	58.3
South Africa	269.5	4 571.9	-4 302.4
Sri Lanka	6.6	2 307.7	-2 301.1
State of Palestine	190.9	-	190.9
Sudan	70.4	1.3	69.1
Suriname	423.3	-	423.3
Switzerland	64 732.8	34 598.9	30 133.9
Syrian	133.7	236.8	-103.1
Taiwan Province of China	2 897.5	6 962.6	-4 065.0
Tanzania	6 996.4	-	6 996.4

*Preliminary data.





NATIONAL STATISTICS OFFICE OF GEORGIA

21.09.2020

	EXPORTS (FOB)	IMPORTS (CIF)	BALANCE
Thailand	259.6	12 262.7	-12 003.1
Tunisia	216.0	60.9	155.1
Turkey	129 646.1	840 729.2	-711 083.1
Uganda	-	9.5	-9.5
United Arab Emirates	18 389.6	70 427.7	-52 038.1
United States	40 164.2	345 457.2	-305 293.0
Uruguay	360.7	1 752.0	-1 391.3
Viet Nam	3 877.4	5 962.3	-2 085.0
Virgin Islands British	-	290.3	-290.3
Yemen	73.9	-	73.9

*Preliminary data.

21.09.2020

- Sources:**
-  LEPL Revenue Service of Ministry of Finance of Georgia;
 -  Georgian State Electrosystem JSC;
 -  Electrosystem Commercial Operator JSC;
 -  Georgian Gas Transportation Company LTD.

Explanation of symbols:

- Not applicable;
- 0.0 Negligible magnitude;
- * Data are preliminary and subject to revisions;
- ... Data are confidential

Notice:

1. The discrepancy between the totals and the sum in some cases can be explained by using rounded data;
2. Information does not cover the data of Simplified Customs Declarations (Form #4);
3. Information does not cover non-organized trade also occupied territories of Abkhazian Autonomous Republic and Tskhinvali region;
4. According to the international methodology there are some difference in coverage of trade flows between external merchandise trade statistics and customs statistics. Diplomatic temporary transit and analogous goods are excluded from the database of external merchandise trade statistics.

**THE PRELIMINARY DATA WILL BE REVISED ACCORDING TO THE GEOSTAT'S REVISION POLICY
(BASED ON THE REGULAR REVISION PRINCIPLE) AS A RESULT OF ADJUSTING
DATA BY RESPONDENTS/ADMINISTRATIVE SOURCES.**

CONTACT PERSONS:

Maka Kalandarishvili Tel.: (+995 32) 236 72 10 (300)

E-mail: mkalandarishvili@geostat.ge

Mariam Kavelashvili Tel.: (+995 32) 236 72 10 (020)

E-mail: mkavelashvili@geostat.ge