

NATIONAL STATISTICS OFFICE OF GEORGIA

19.10.2020

GEORGIAN EXTERNAL TRADE BY COUNTRIES IN JANUARY-SEPTEMBER 2020* (THSD. US DOLLARS)

	EXPORTS (FOB)	IMPORTS (CIF)	BALANCE
EXTERNAL TRADE – TOTAL	2 403 464.8	5 717 580.0	-3 314 115.2
Of which:			
EU COUNTRIES	511 812.9	1 372 369.0	-860 556.1
Austria	1 111.6	44 228.6	-43 116.9
Belgium	8 735.9	58 279.2	-49 543.3
Bulgaria	229 685.9	82 182.6	147 503.3
Croatia	349.0	4 380.6	-4 031.6
Cyprus	163.4	3 982.3	-3 818.9
Czech Republic	6 495.4	50 442.4	-43 947.0
Denmark	289.2	9 811.2	-9 522.0
Estonia	3 998.9	3 651.0	347.9
Finland	476.5	13 162.9	-12 686.4
France	22 371.7	107 937.7	-85 566.0
Germany	34 957.5	277 628.9	-242 671.4
Greece	4 681.6	30 207.8	-25 526.2
Hungary	1 110.9	33 688.3	-32 577.4
Ireland	1 383.1	8 700.8	-7 317.7
Italy	21 873.0	130 811.6	-108 938.6
Latvia	7 066.0	16 615.7	-9 549.7
Lithuania	26 296.1	24 624.3	1 671.7
Luxembourg	11.3	3 410.1	-3 398.9
Malta	39.5	3 206.7	-3 167.2
Netherlands	17 685.7	109 540.1	-91 854.4
Poland	18 854.6	91 831.8	-72 977.2
Portugal	101.8	9 767.2	-9 665.5
Romania	17 976.1	91 009.3	-73 033.2
Slovakia	700.0	9 307.1	-8 607.1
Slovenia	2 741.7	18 861.7	-16 120.0
Spain	66 695.4	67 224.4	-529.0
Sweden	460.5	11 638.9	-11 178.4
United Kingdom	15 500.6	56 235.6	-40 735.0
CIS COUNTRIES	1 073 611.1	1 710 220.3	-636 609.2
Armenia	139 141.7	326 388.7	-187 247.0
Azerbaijan	327 863.9	342 184.5	-14 320.5
Belarus	27 808.8	35 886.6	-8 077.7
Kazakhstan	36 115.7	24 283.4	11 832.2
Kyrgyzstan	13 423.8	1 719.3	11 704.5
Moldova	7 419.8	10 235.7	-2 815.8
Russia	308 605.4	626 022.6	-317 417.2
Tajikistan	8 247.7	82.7	8 165.0
Turkmenistan	10 044.8	55 026.4	-44 981.6

NATIONAL STATISTICS OFFICE OF GEORGIA

19.10.2020

	EXPORTS (FOB)	IMPORTS (CIF)	BALANCE
Ukraine	145 159.6	272 218.1	-127 058.6
Uzbekistan	49 779.9	16 172.2	33 607.7
OTHER COUNTRIES	818 040.8	2 634 990.7	-1 816 949.9
Afghanistan	133.5	644.6	-511.2
Albania	46.0	137.0	-91.0
Algeria	429.2	76.7	352.5
Andorra	-	2.5	-2.5
Argentina	-	4 825.3	-4 825.3
Australia	5 997.6	13 369.6	-7 372.0
Bahrain	28.7	-	28.7
Bangladesh	30.6	1 587.0	-1 556.4
Belize	101.3	396.6	-295.3
Benin	12.6	-	12.6
Bosnia and Herzegovina	-	217.5	-217.5
Brazil	553.0	116 104.4	-115 551.4
Burkina Faso	665.6	-	665.6
Burundi	-	6.2	-6.2
Cambodia	19.7	-	19.7
Cameroon	1 926.3	-	1 926.3
Canada	3 358.4	13 749.7	-10 391.3
Chad	8 813.7	280.0	8 533.7
Chile	1 804.7	51 884.1	-50 079.3
China	355 339.0	509 568.1	-154 229.1
Colombia	3 438.3	74.7	3 363.6
Costa Rica	17.1	24.3	-7.3
Cuba	915.5	89.1	826.5
Dominican Republic	18.7	3.4	15.3
Ecuador	-	12 380.2	-12 380.2
Egypt	58.6	4 814.5	-4 756.0
EL Salvador	16.6	-	16.6
Faroe Islands	-	47.3	-47.3
French Polynesia	-	5.2	-5.2
Gabon	-	18.3	-18.3
Ghana	440.0	8.7	431.3
Gibraltar	-	3.2	-3.2
Guatemala	-	35.9	-35.9
Hong Kong SAR of China	3 603.0	43 373.2	-39 770.2
Iceland	-	4 066.5	-4 066.5
India	1 809.6	31 790.0	-29 980.4
Indonesia	734.1	6 768.0	-6 033.9
Iran	23 656.6	33 704.0	-10 047.4
Iraq	11 618.9	7 404.7	4 214.2
Israel	14 433.4	8 863.0	5 570.3
Jamaica	-	3.7	-3.7
Japan	11 879.5	121 192.0	-109 312.5

NATIONAL STATISTICS OFFICE OF GEORGIA

19.10.2020

	EXPORTS (FOB)	IMPORTS (CIF)	BALANCE
Jordan	721.9	310.4	411.5
Kenya	505.2	263.5	241.6
Korea Republic of	3 542.5	37 086.8	-33 544.3
Kuwait	1 704.5	17.5	1 687.0
Lebanon	45.8	360.9	-315.1
Liberia	108.0	-	108.0
Libya	236.4	33.0	203.4
Liechtenstein	-	186.0	-186.0
Macau	5.6	-	5.6
Macedonia (FYR)	181.4	528.7	-347.3
Madagascar	-	1.0	-1.0
Malawi	2.1	211.6	-209.4
Malaysia	193.2	7 547.0	-7 353.8
Maldives	13.9	-	13.9
Mauritius	5.5	19.3	-13.8
Mexico	669.2	2 153.6	-1 484.4
Monaco	-	1.3	-1.3
Mongolia	931.0	-	931.0
Montenegro	306.6	-	306.6
Morocco	2 053.2	100.3	1 952.9
Nepal	21.0	8.4	12.6
New Zealand	23.0	1 951.1	-1 928.1
Niger	20.5	-	20.5
Nigeria	154.8	0.9	153.9
Norway	95.3	4 722.1	-4 626.8
Oman	566.0	223.0	343.0
Pakistan	40.8	3 284.3	-3 243.5
Panama	394.4	8.1	386.3
Paraguay	-	2 939.7	-2 939.7
Peru	14 589.9	22 772.2	-8 182.3
Philippines	150.7	241.3	-90.6
Puerto Rico	29.2	-	29.2
Qatar	797.9	1 688.1	-890.2
San Marino	-	75.9	-75.9
Saudi Arabia	9 227.1	1 227.7	7 999.4
Senegal	90.4	-	90.4
Serbia	34.2	4 213.5	-4 179.3
Seychelles	-	60.1	-60.1
Singapore	11 917.1	11 872.9	44.3
Somalia	58.3	-	58.3
South Africa	430.0	6 582.9	-6 152.8
Sri Lanka	7.2	2 561.6	-2 554.4
State of Palestine	190.9	-	190.9
Sudan	129.2	2.1	127.1

*Preliminary data.





NATIONAL STATISTICS OFFICE OF GEORGIA

19.10.2020

	EXPORTS (FOB)	IMPORTS (CIF)	BALANCE
Suriname	423.3	-	423.3
Switzerland	74 833.6	37 962.7	36 870.9
Syrian	133.7	236.8	-103.1
Taiwan Province of China	3 221.0	8 126.9	-4 905.8
Tanzania	7 114.0	-	7 114.0
Thailand	350.9	13 395.2	-13 044.3
Tunisia	216.0	60.9	155.1
Turkey	142 823.9	981 566.8	-838 742.9
Uganda	-	42.1	-42.1
United Arab Emirates	23 447.5	82 037.1	-58 589.6
United States	59 020.3	401 453.1	-342 432.8
Uruguay	411.6	2 088.1	-1 676.5
Viet Nam	3 877.4	6 954.9	-3 077.5
Virgin Islands British	-	290.3	-290.3
Yemen	73.9	-	73.9

*Preliminary data.

19.10.2020

- Sources:**
-  LEPL Revenue Service of Ministry of Finance of Georgia;
 -  Georgian State Electrosystem JSC;
 -  Electrosystem Commercial Operator JSC;
 -  Georgian Gas Transportation Company LTD.

Explanation of symbols:

- Not applicable;
- 0.0 Negligible magnitude;
- * Data are preliminary and subject to revisions;
- ... Data are confidential

Notice:

1. The discrepancy between the totals and the sum in some cases can be explained by using rounded data;
2. Information does not cover the data of Simplified Customs Declarations (Form #4);
3. Information does not cover non-organized trade also occupied territories of Abkhazian Autonomous Republic and Tskhinvali region;
4. According to the international methodology there are some difference in coverage of trade flows between external merchandise trade statistics and customs statistics. Diplomatic temporary transit and analogous goods are excluded from the database of external merchandise trade statistics.

**THE PRELIMINARY DATA WILL BE REVISED ACCORDING TO THE GEOSTAT'S REVISION POLICY
(BASED ON THE REGULAR REVISION PRINCIPLE) AS A RESULT OF ADJUSTING
DATA BY RESPONDENTS/ADMINISTRATIVE SOURCES.**

CONTACT PERSONS:

Maka Kalandarishvili Tel.: (+995 32) 236 72 10 (300)

E-mail: mkalandarishvili@geostat.ge

Mariam Kavelashvili Tel.: (+995 32) 236 72 10 (020)

E-mail: mkavelashvili@geostat.ge