



National Statistics Office of Georgia

**AGRICULTURE OF GEORGIA**

**2020**

**III QUARTER**

**(PRELIMINARY DATA ON  
ANIMAL HUSBANDRY)**



19.11.2020

[www.geostat.ge](http://www.geostat.ge)

19.11.2020

AGRICULTURE OF GEORGIA

III QUARTER, 2020

(PRELIMINARY DATA ON ANIMAL HUSBANDRY)

According to the preliminary data, at the end of the III quarter of 2020 the number of bovine animals increased by 4.9 percent compared to the III quarter of 2019 and reached 955.0 thousand heads. Of which, the total number of dairy cows and buffaloes increase by 0.7 percent from the same period of the previous year and equaled 453.8 thousand heads.

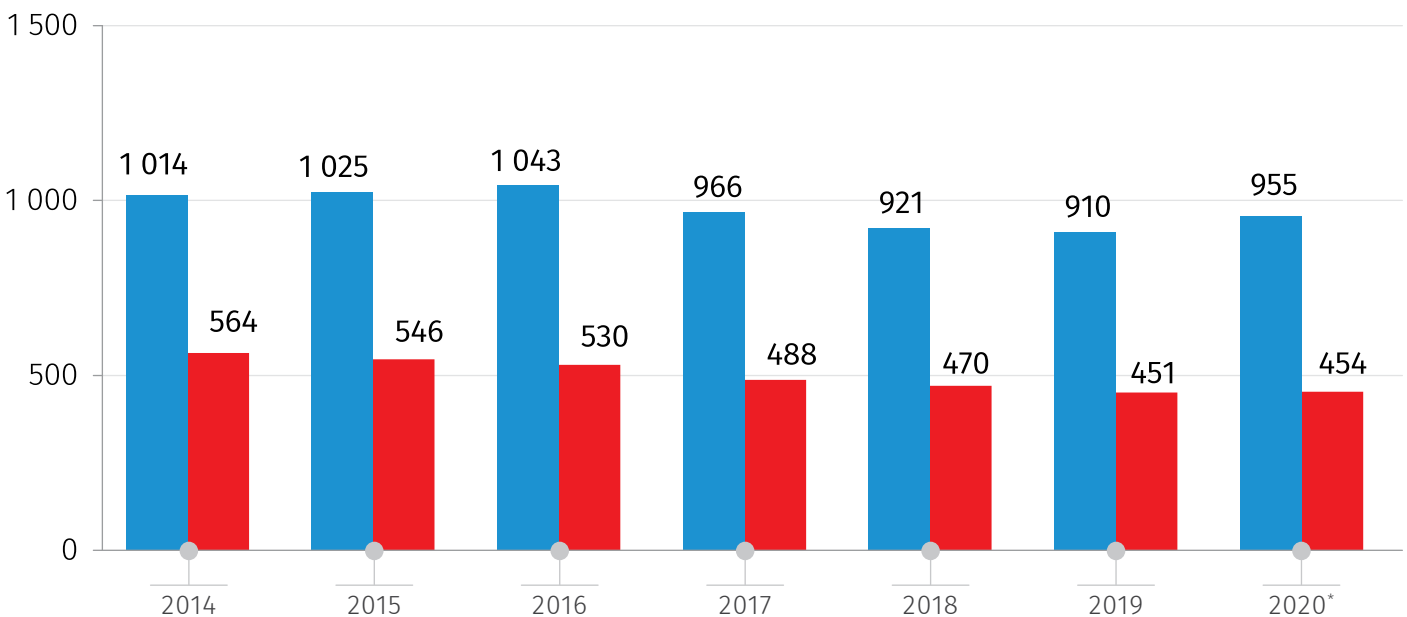
The total number of sheep and goats down by 9.9 percent and year-on-year amounted to 846.1 thousand heads.

The number of pigs equaled to 237.2 thousand heads which is 3.0 percent more than at the same period of the previous year.

The number of poultry increased by 22.5 percent compared to the same period of the previous year and reached 11.5 million heads.

The charts below present the number of bovine animals, sheep and goats, pigs and poultry by the end of the III quarter of 2014-2020.

NUMBER OF BOVINE ANIMALS BY THE END OF THE THIRD QUARTER OF 2014-2020  
(THS. HEADS)



\*Preliminary data

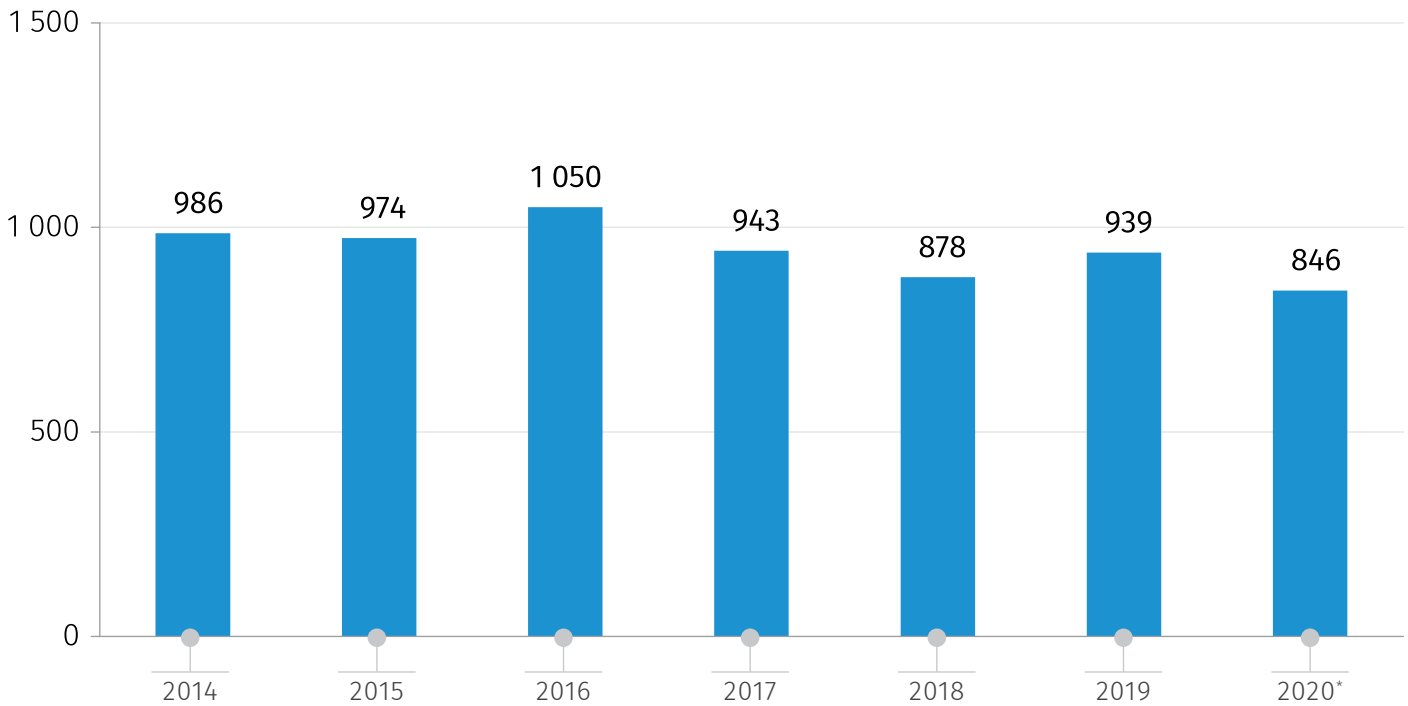
BOVINE ANIMALS

OF WHICH DAIRY COWS AND BUFFALOES

## NATIONAL STATISTICS OFFICE OF GEORGIA

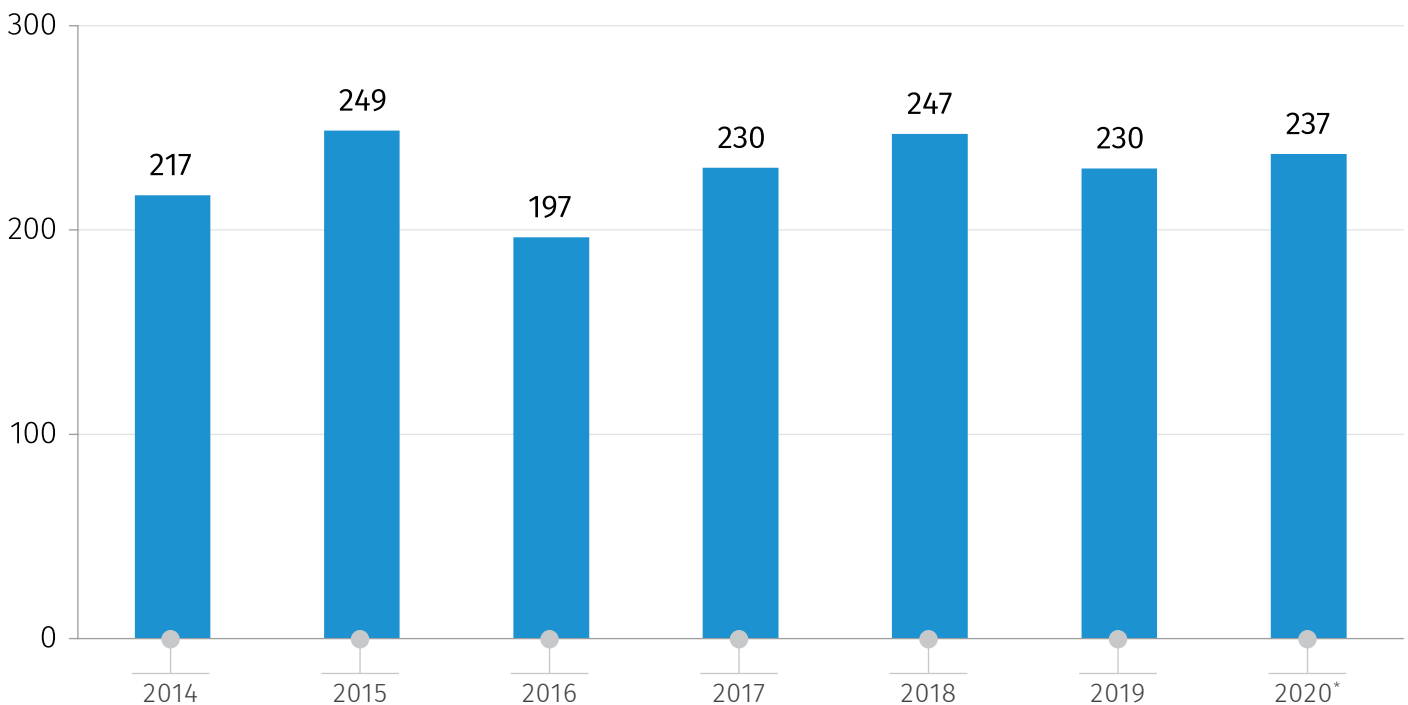
19.11.2020

**NUMBER OF SHEEP AND GOATS BY THE END OF THE THIRD QUARTER OF 2014-2020**  
(THS. HEADS)



\*Preliminary data

**NUMBER OF PIGS BY THE END OF THE THIRD QUARTER OF 2014-2020**  
(THS. HEADS)

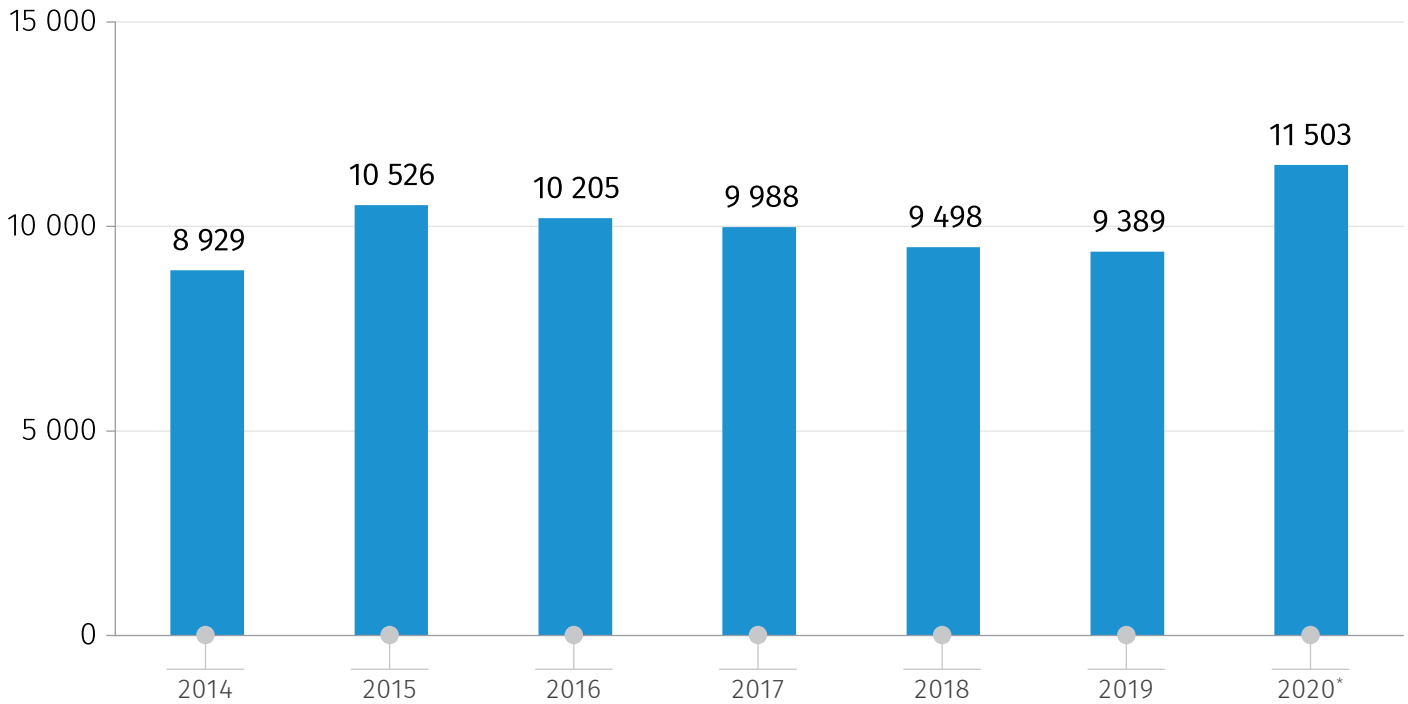


\*Preliminary data

## NATIONAL STATISTICS OFFICE OF GEORGIA

19.11.2020

### NUMBER OF POULTRY BY THE END OF THE THIRD QUARTER OF 2014-2020 (THS. HEADS)



\*Preliminary data

According to the preliminary data, in the III quarter of 2020 milk production increased by 2.0 percent compared to the same period of the previous year and reached 168.4 million litres.

Meat production decreased by 6.4 percent from the same period of the previous year and equaled 14.7 thousand tons.

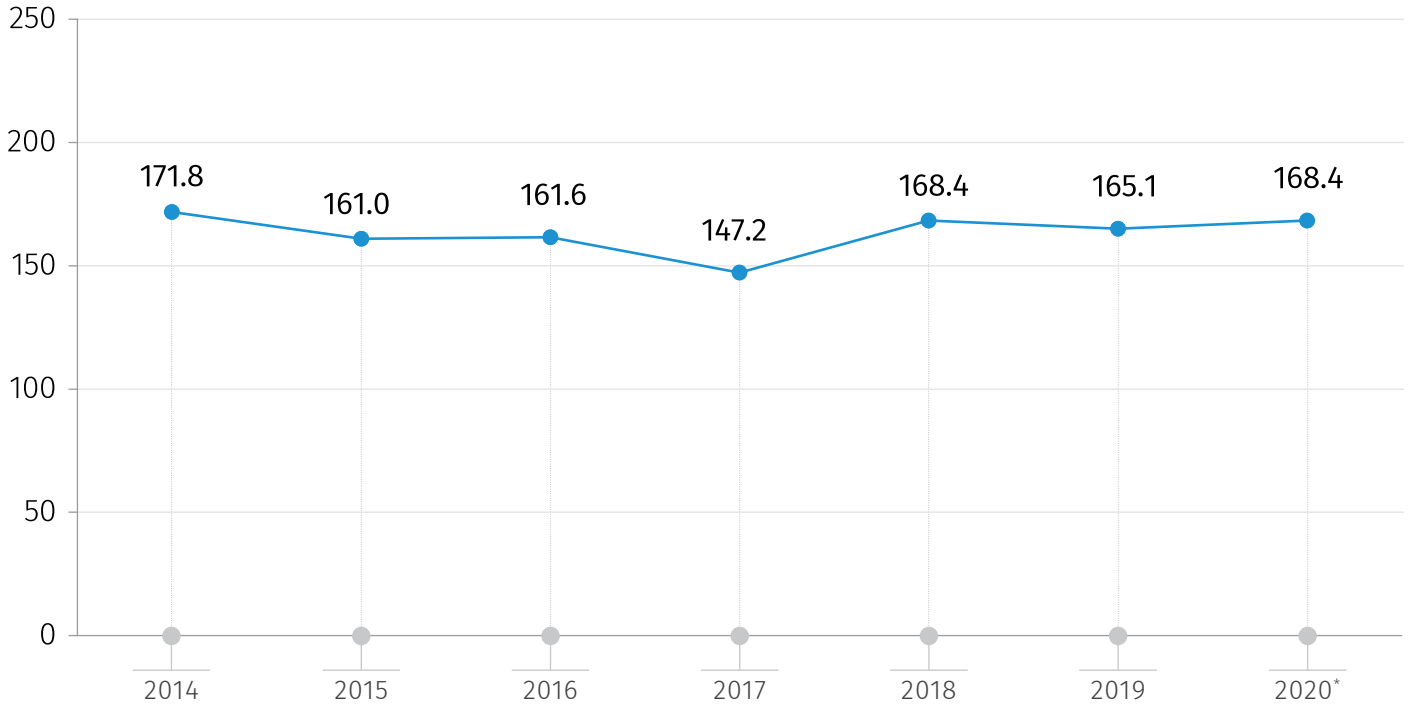
In the III quarter of 2020 egg production amounted to 154.8 million pieces which is 9.6 percent less than in the same period of the previous year.

The diagrams below present the volume of livestock products produced in the III quarter of 2014-2020.

## NATIONAL STATISTICS OFFICE OF GEORGIA

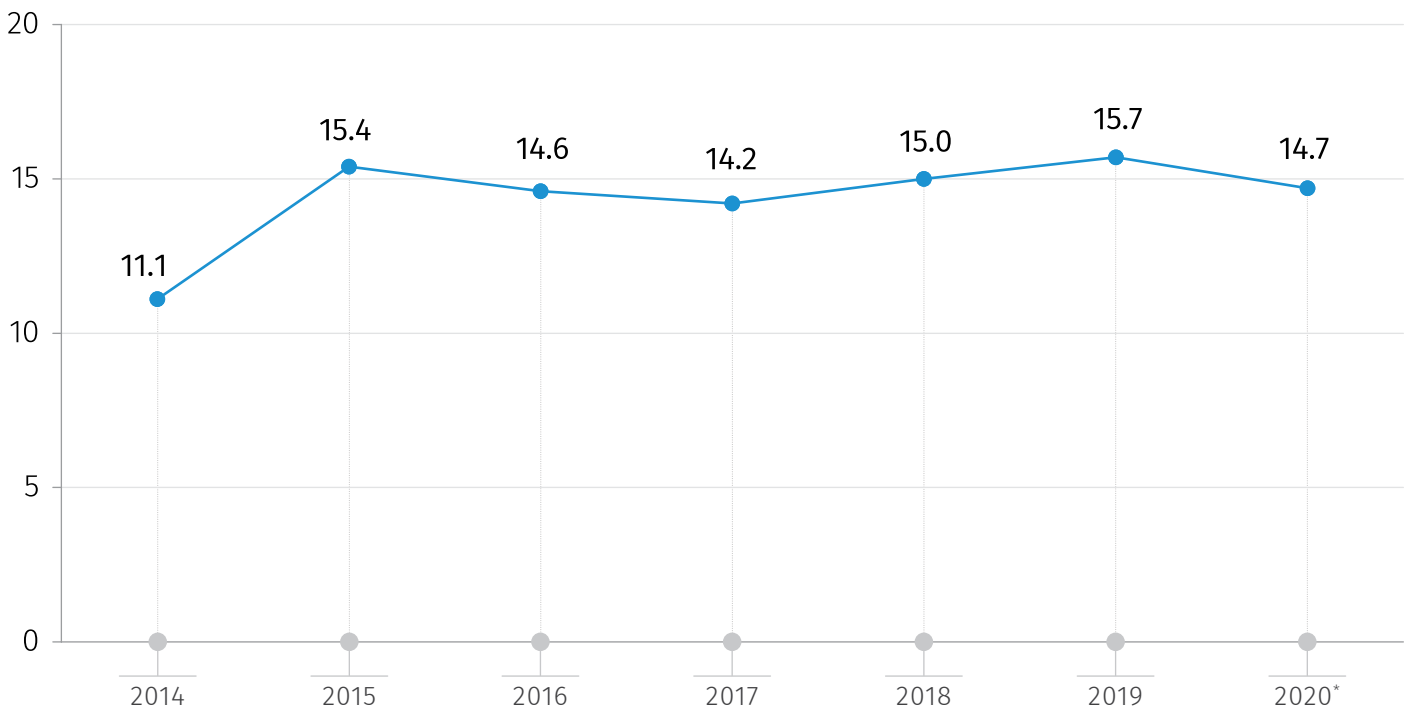
19.11.2020

### MILK PRODUCTION IN THE THIRD QUARTER OF 2014-2020 (MILL. LITRES)



\*Preliminary data

### MEAT PRODUCTION IN THE THIRD QUARTER OF 2014-2020 (THS. TONS)

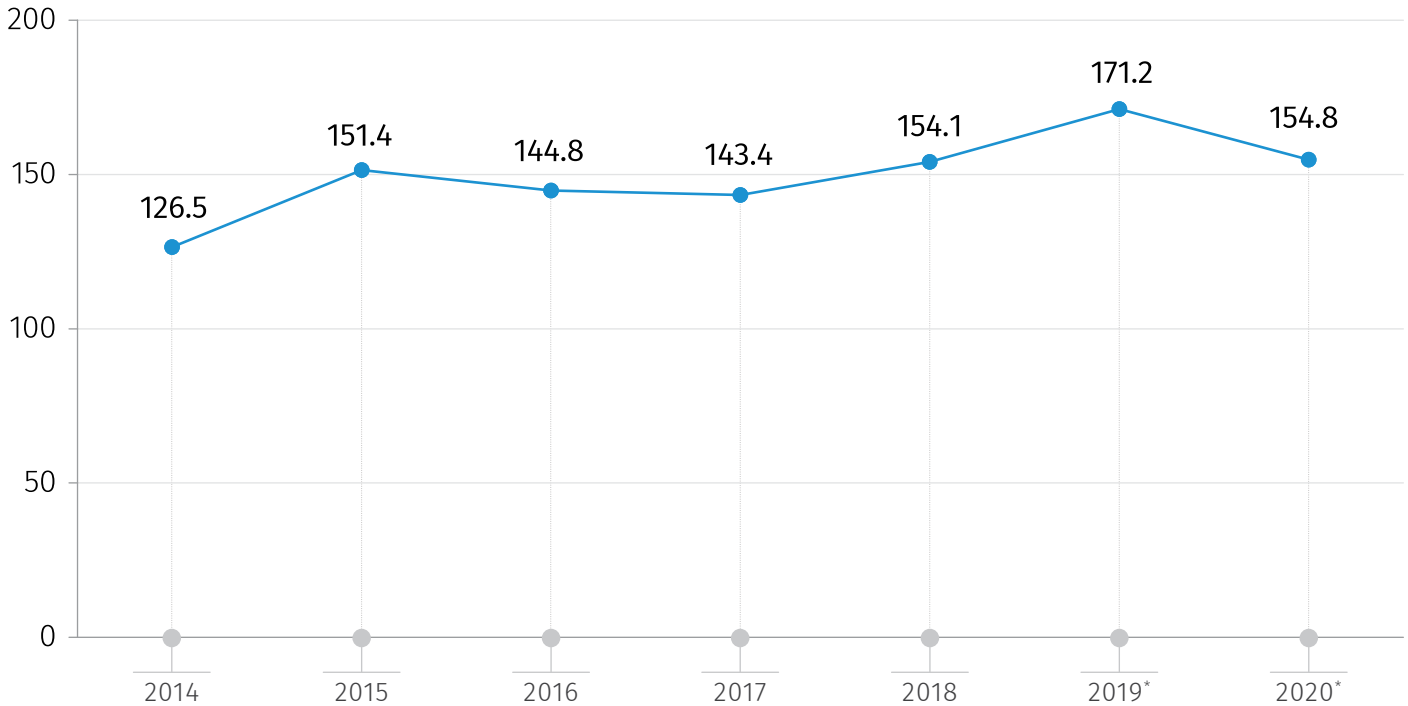


\*Preliminary data

## NATIONAL STATISTICS OFFICE OF GEORGIA

19.11.2020

### EGG PRODUCTION IN THE THIRD QUARTER OF 2014-2020 (MILL. PIECES)



\*Preliminary data

The following tables include data of 2019-2020 on the number of livestock and poultry, their export and import data, as well as production of livestock products in quarterly terms.

### NUMBER OF LIVESTOCK AND POULTRY BY THE END OF THE QUARTER IN 2019-2020 (THS. HEADS)

	2019				2020*		
	I Q	II Q	III Q	IV Q	I Q	II Q	III Q
Bovine Animals	974.0	977.4	910.2	869.5	973.5	1 003.2	955.0
Of which dairy cows and buffaloes	464.2	464.8	450.6	441.8	461.4	471.2	453.8
Pigs	178.8	201.7	230.2	155.5	168.3	205.4	237.2
Sheep and Goats	1 193.5	1 120.3	938.7	891.5	1 095.6	984.2	846.1
Poultry	8 136.3	10 684.4	9 389.3	9 466.4	10 263.2	12 490.2	11 502.8

\*Preliminary data

## NATIONAL STATISTICS OFFICE OF GEORGIA

19.11.2020

### EXPORT OF LIVESTOCK AND POULTRY IN 2019-2020 (THS. HEADS)

	2019				2020*		
	I Q	II Q	III Q	IV Q	I Q	II Q	III Q
Bovine Animals	15.4	21.1	33.4	25.7	16.2	2.4	27.1
Pigs	-	-	-	-	-	-	-
Sheep and Goats	1.2	4.4	84.4	64.0	8.7	6.8	73.2
Poultry	726.8	1 528.6	1 740.3	1 428.7	1 722.6	1 634.8	1 355.1

\*Preliminary data

### IMPORT OF LIVESTOCK AND POULTRY IN 2019-2020 (THS. HEADS)

	2019				2020*		
	I Q	II Q	III Q	IV Q	I Q	II Q	III Q
Bovine Animals	0.7	0.8	0.5	0.8	0.7	0.2	0.2
Pigs	7.3	5.1	10.2	8.6	7.8	11.2	17.4
Sheep and Goats	23.7	6.5	1.1	6.0	4.8	-	-
Poultry	705.7	492.4	990.0	856.6	1 752.2	1 056.1	1 317.7

\*Preliminary data

### PRODUCTION OF LIVESTOCK PRODUCTS IN 2019-2020

	2019				2020*		
	I Q	II Q	III Q	IV Q	I Q	II Q	III Q
Meat (ths. tons)	17.3	15.4	15.7	21.1	16.2	16.3	14.7
Milk (mill. litres)	104.7	197.3	165.1	94.7	107.0	197.4	168.4
Eggs (mill. pieces)	138.9	169.9	171.2	181.2	160.4	167.5	154.8

\*Preliminary data

## NATIONAL STATISTICS OFFICE OF GEORGIA

---

19.11.2020

**Source:** National Statistics Office of Georgia.

**Explanation of symbols:**

- Not applicable;

**Final data of 2020 will be available on June 15, 2021**

**CONTACT PERSON:**

George Sanadze, Tel: (+995 32) 236 72 10 (500), E-mail: [gsanadze@geostat.ge](mailto:gsanadze@geostat.ge)

Mariam Kavelashvili, Tel: 2 36 72 10 (020), E-mail: [mkavelashvili@geostat.ge](mailto:mkavelashvili@geostat.ge)