



National Statistics Office of Georgia

**INDICATORS OF THE ECONOMIC  
ACTIVITY OF THE POPULATION  
(EMPLOYMENT AND UNEMPLOYMENT)**

**2020**  
**III QUARTER**

19.11.2020

[www.geostat.ge](http://www.geostat.ge)



19.11.2020

**INDICATORS OF THE ECONOMIC ACTIVITY OF THE POPULATION  
(EMPLOYMENT AND UNEMPLOYMENT)**

III QUARTER, 2020 YEAR

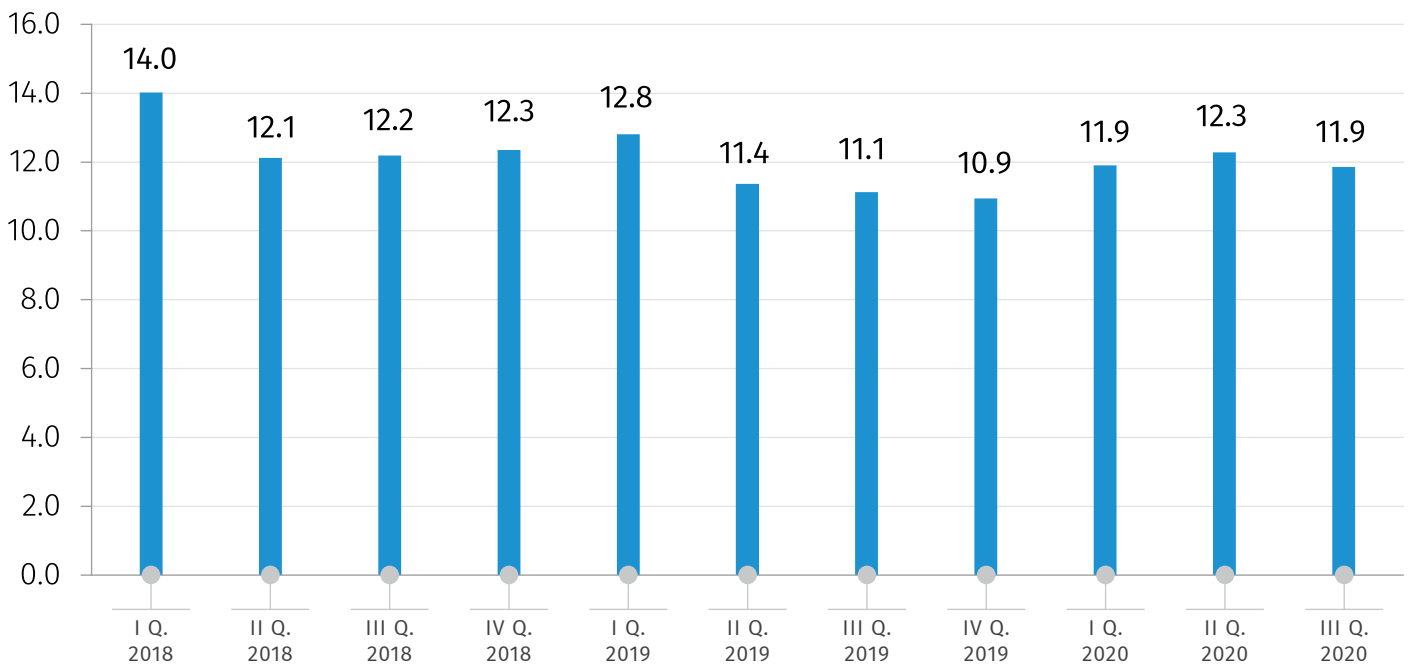
In the III quarter of 2020 the unemployment rate in Georgia increased by 0.7 percentage point compared to the corresponding period of the previous year and equaled 11.9 percent.

The chart below presents the unemployment rate by quarters of 2018-2020 years.

CHART №1

**UNEMPLOYMENT RATE IN GEORGIA**

(%)



## NATIONAL STATISTICS OFFICE OF GEORGIA

19.11.2020

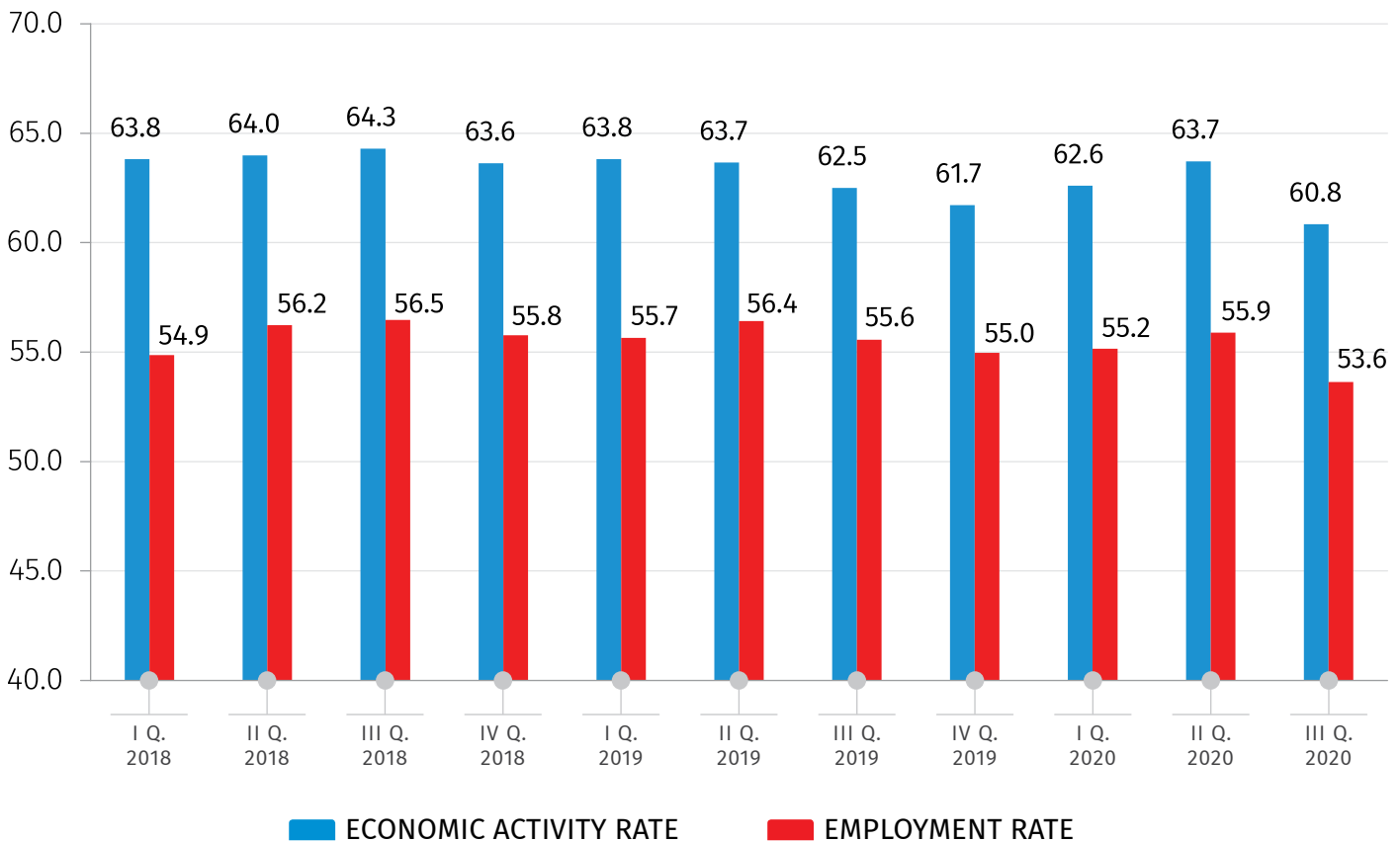
In the III quarter of 2020 economically active population constituted 60.8 percent of the working age population (population aged 15 and older). The economic activity rate compared to the corresponding period of the previous year, in urban settlements as well as in rural ones, decreased 0.8 and 3.0 percentage points, respectively. The employment rate on the country level decreased by 1.9 percentage point. In urban settlements, the employment rate decreased by 1.8 percentage point, while in rural settlements - by 2.3 percentage point.

The chart below presents the economic activity and employment rates by quarters of 2018-2020 years.

CHART №2

### ECONOMIC ACTIVITY AND EMPLOYMENT RATES

(%)



## NATIONAL STATISTICS OFFICE OF GEORGIA

19.11.2020

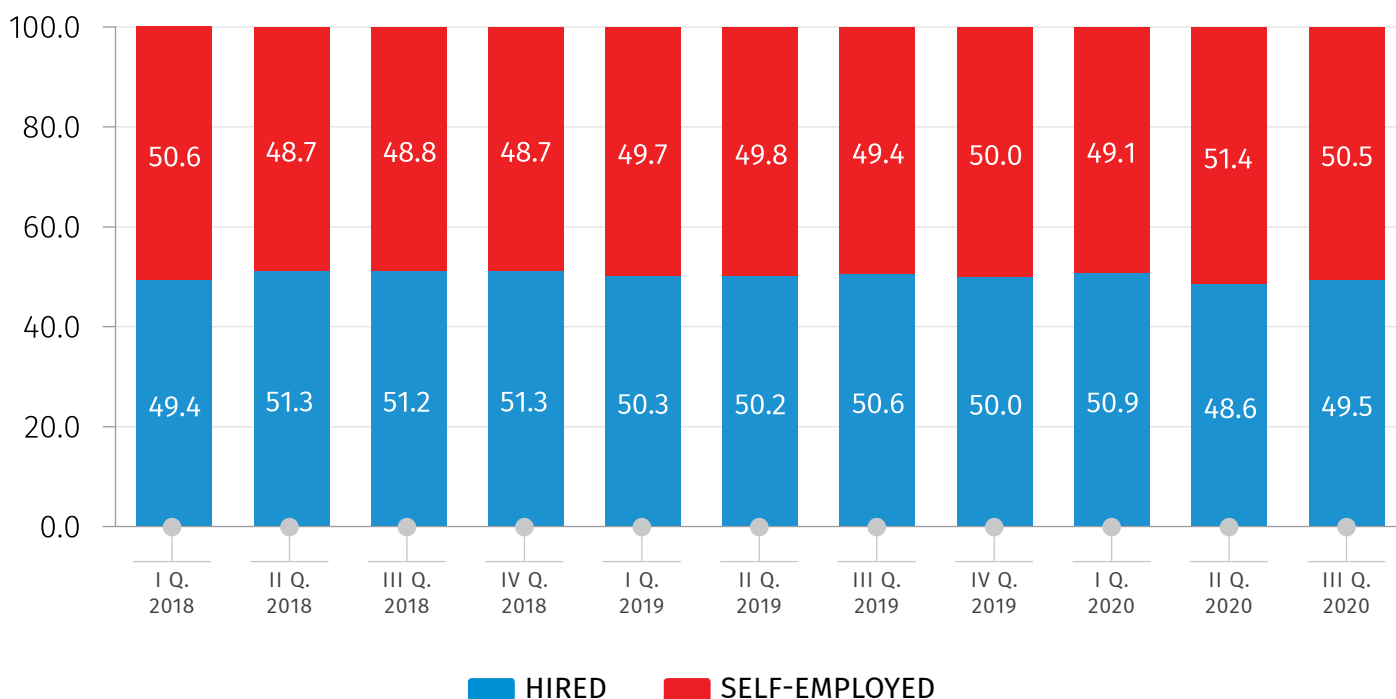
In the III quarter of 2020 the share of hired employees was 49.5 percent among employed persons that decreased by 1.1 percentage point compared to the corresponding period of the previous year.

The chart below presents the distribution of employed by status in employment for 2018-2020 years.

CHART №3

### DISTRIBUTION OF EMPLOYED BY STATUS IN EMPLOYMENT

(%)



## NATIONAL STATISTICS OFFICE OF GEORGIA

19.11.2020

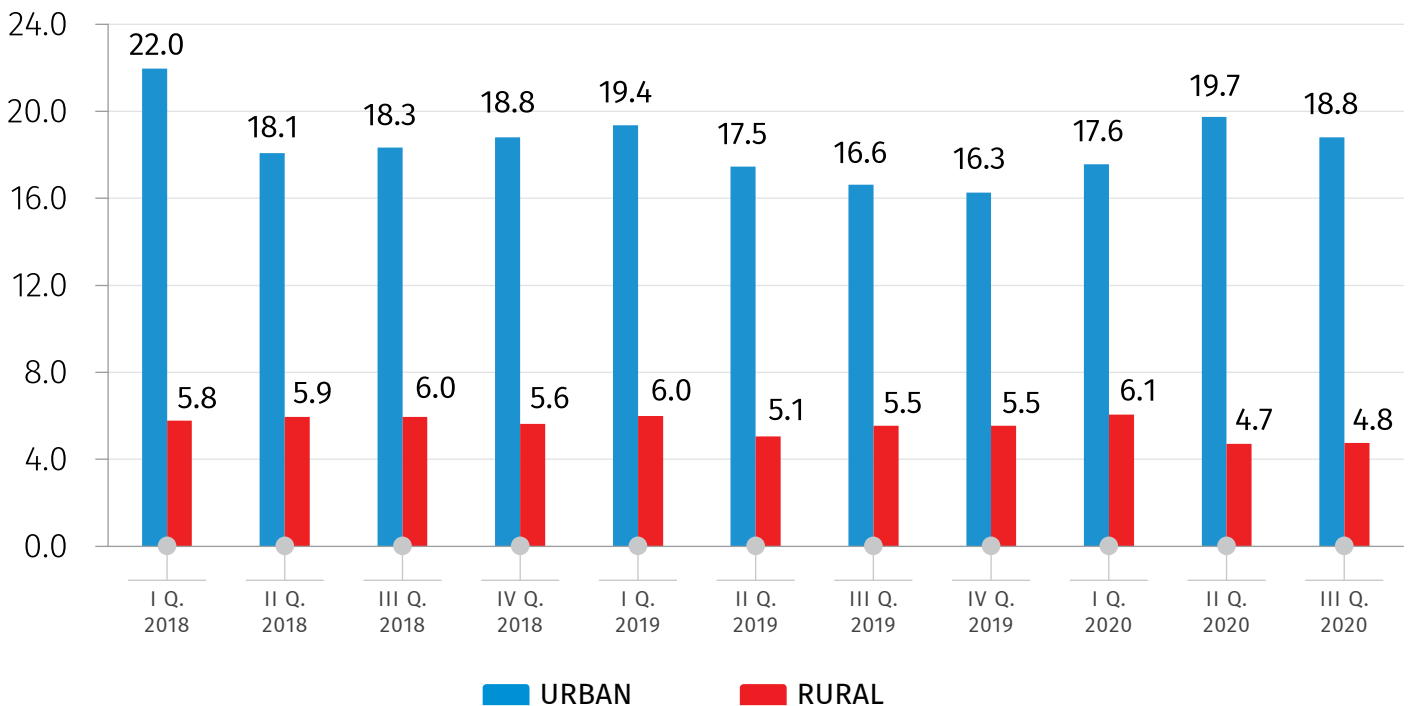
The unemployment rate is much lower in rural than in urban settlements. In the III quarter of 2020 the unemployment rate in urban settlements increased by 2.2 percentage point compared to the corresponding period of the previous year, while in rural settlements that reduced by 0.8 percentage point.

The chart below presents the unemployment rate by urban-rural areas and quarters of 2018-2020 years.

CHART №4

### UNEMPLOYMENT RATE BY URBAN-RURAL AREAS

(%)



## NATIONAL STATISTICS OFFICE OF GEORGIA

19.11.2020

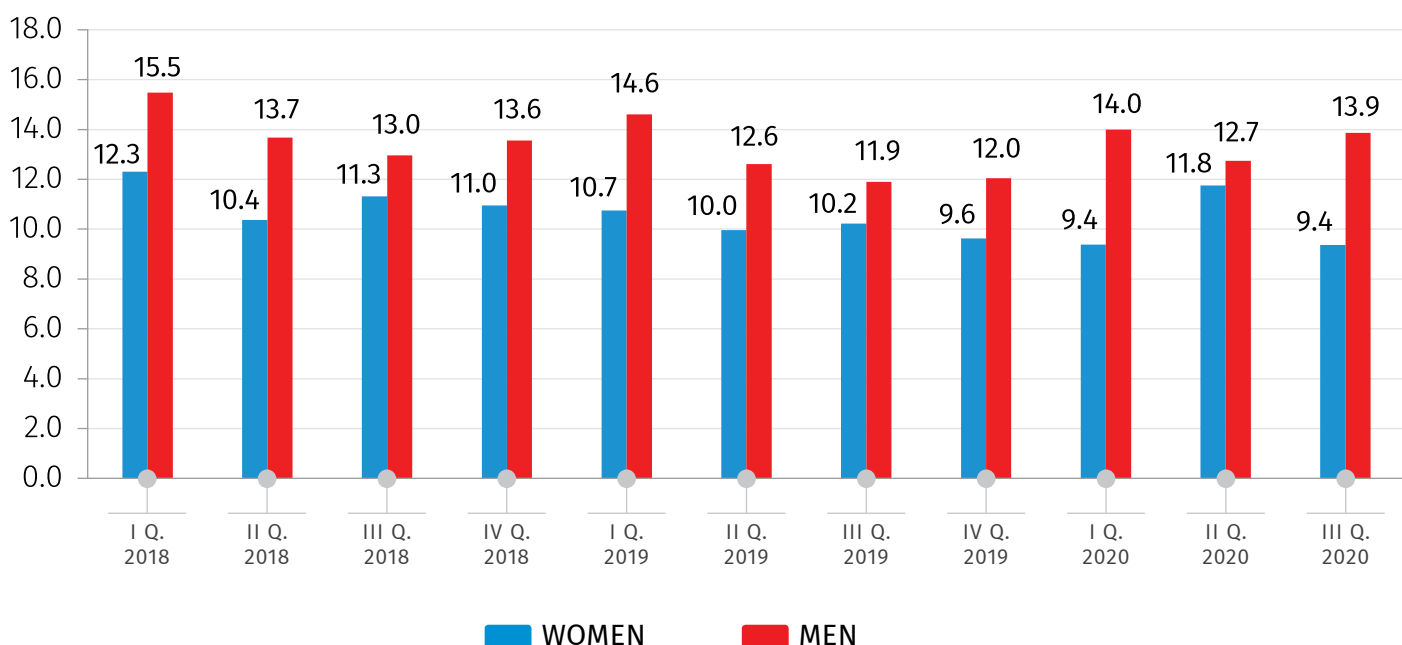
Traditionally, the unemployment rate is higher for men than for women. In the III quarter of 2020, compared to the corresponding period of the previous year this indicator was decreased for women by 0.8 percentage point, while that increased 2.0 percentage points for men.

The chart below presents the unemployment rate by sex and quarters of 2018-2020 years.

CHART №5

### UNEMPLOYMENT RATE BY SEX

(%)



19.11.2020

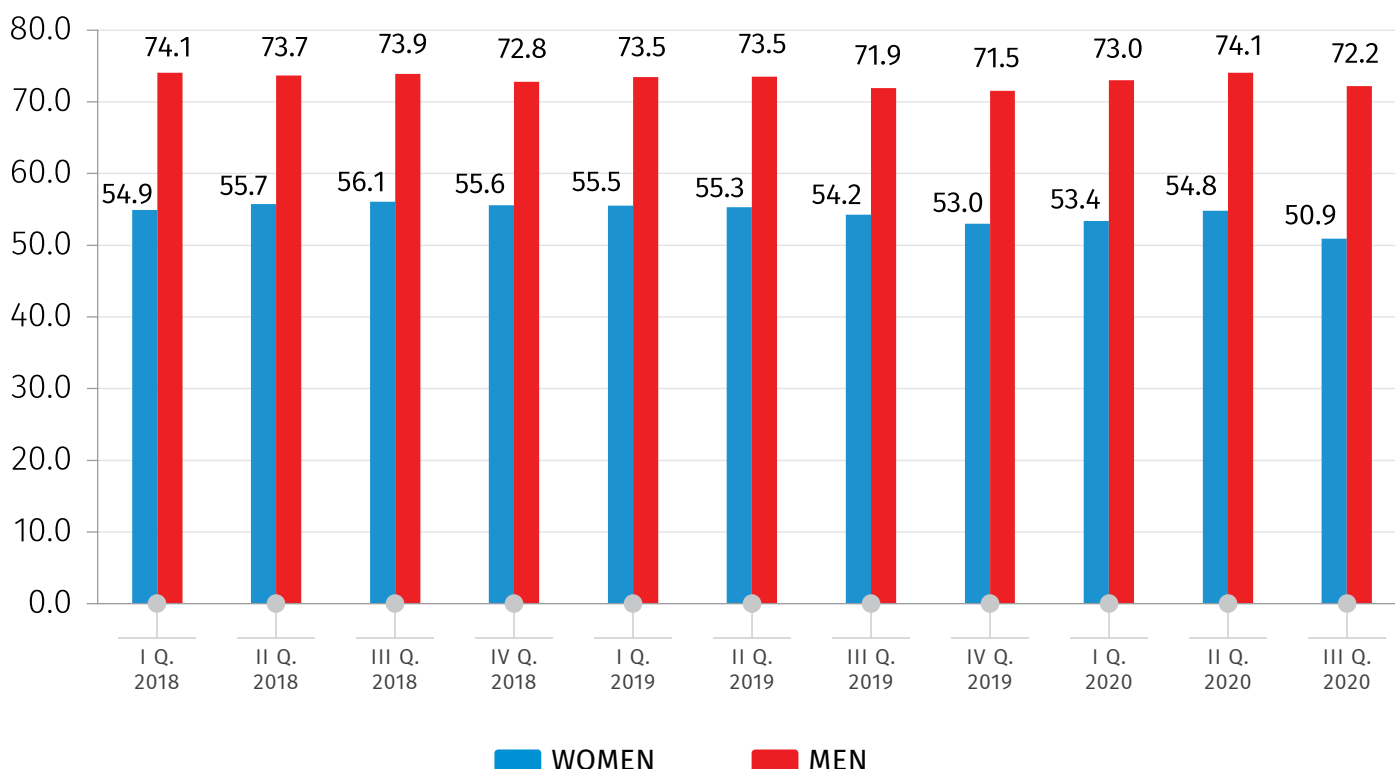
The activity rate is higher for men than for women. In the III quarter of 2020 activity rate for women was 50.9 percent and for men – 72.2 percent. The activity rate for women decreased by 3.3, while that increased slightly by 0.3 percentage point for men, compared to the corresponding period of the previous year.

The chart below presents the economic activity rate by sex and quarters of 2018-2020 years.

CHART №6

### ECONOMIC ACTIVITY RATE BY SEX

(%)



## NATIONAL STATISTICS OFFICE OF GEORGIA

19.11.2020

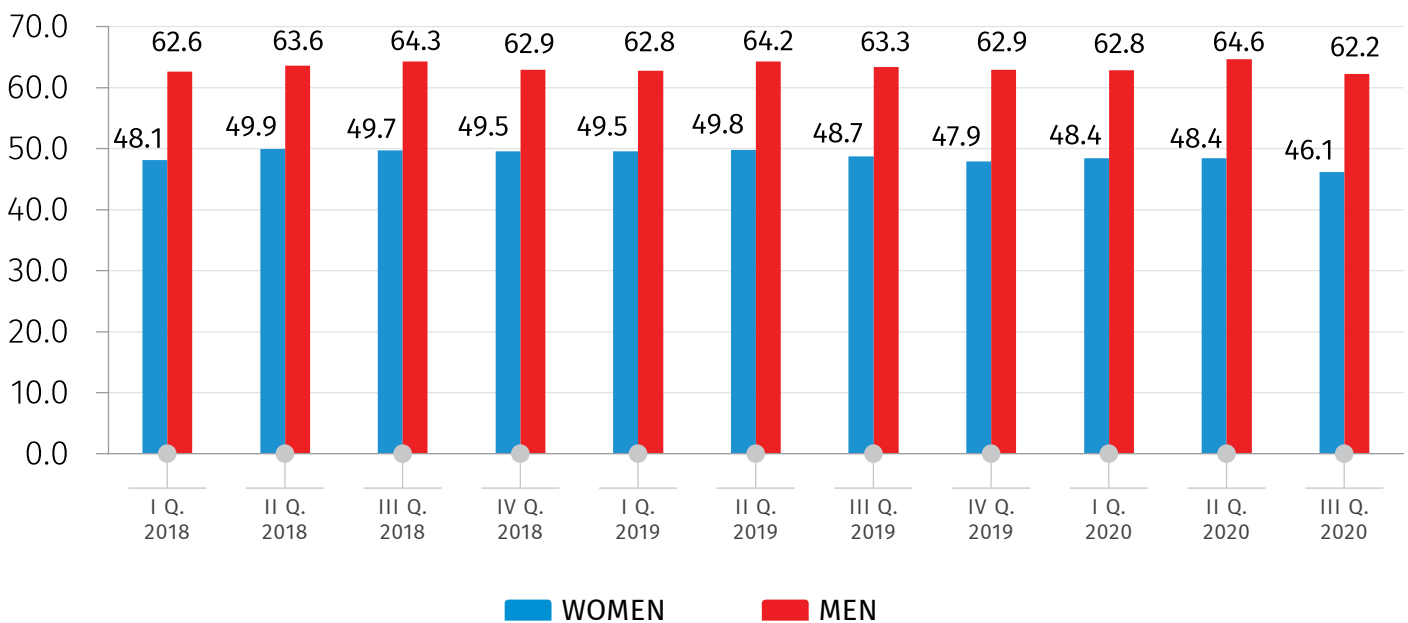
In the III Quarter of 2020 the employment rate for women as well as for men decreased by 2.6 and 1.1 percentage points, respectively compared to the corresponding period of the previous year.

The chart below illustrates the employment rate by sex and quarters of 2018-2020 years.

CHART №7

### EMPLOYMENT RATE BY SEX

(%)



#### CONTACT PERSONS:

Vasil Tsakadze, Tel.: (+995 32) 236 72 10 (600), E-mail: [vtsakadze@geostat.ge](mailto:vtsakadze@geostat.ge)

Mariam Kavelashvili, Tel.: (+995 32) 236 72 10 (020), E-mail: [mkavelashvili@geostat.ge](mailto:mkavelashvili@geostat.ge)