



National Statistics Office of Georgia

**SURVEY RESULTS FOR LIVESTOCK
SLAUGHTERHOUSES, GRAIN STORAGE
ELEVATORS AND COLD STORAGE FACILITIES**

2020
III QUARTER



19.11.2020

www.geostat.ge

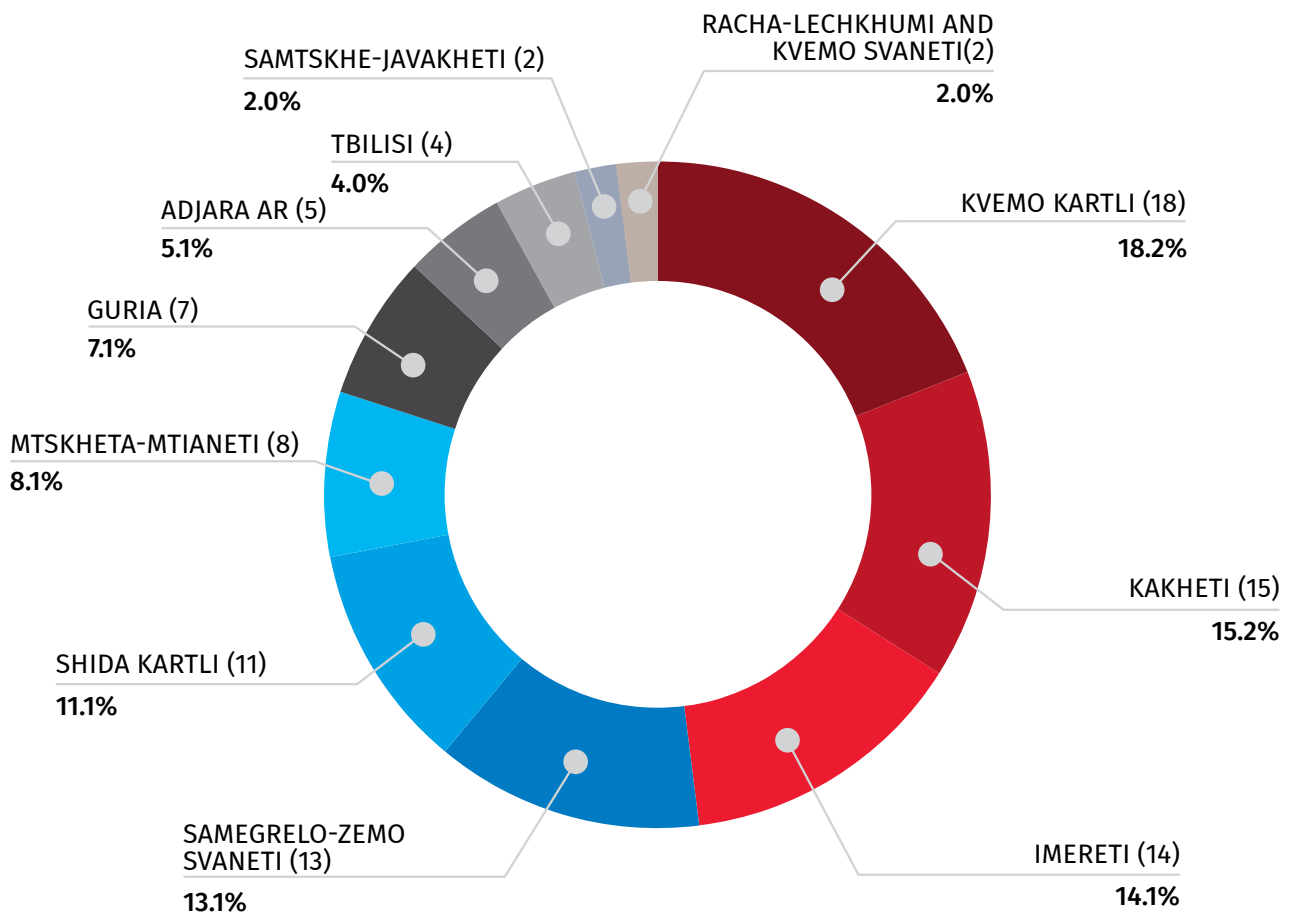
19.11.2020

**SURVEY RESULTS FOR LIVESTOCK SLAUGHTERHOUSES,
ELEVATORS AND COLD STORAGE FACILITIES
(III QUARTER, 2020)**

SLAUGHTERHOUSES

In the III quarter of 2020 the number of active livestock and poultry slaughterhouses was 99 in Georgia, 18.2 percent of which were located in Kvemo Kartli region, 15.2 percent – in Kakheti region, 14.1 percent in Imereti region, 13.1 percent in Samegrelo-Zemo Svaneti region, 11.1 percent – in Shida Kartli region, and remained 28.3 percent in other regions:

**ACTIVE LIVESTOCK AND POULTRY SLAUGHTERHOUSES
IN GEORGIA BY REGIONS, III QUARTER, 2020**



19.11.2020

In III quarter of 2020 the 77.1 thousand livestock were slaughtered in the slaughterhouses according to survey results, 35.5 percent of which were cattle and 64.5 percent – sheep, goat, pig etc. In addition, the number of poultry slaughtered in slaughterhouses during the reporting period amounted to 3 236.4 thousand.

10 224.1 tons of meat were produced by slaughterhouses (i.e. slaughtered weight, including poultry meat) during the I quarter of 2020, 29.2 percent of which is beef, 46.8 percent – poultry meat, 23.2 percent – pork, 0.6 percent – sheep and goat meat, while the share of other is not significant.

The service was provided to 6.8 thousand persons, 35.9 percent of which were households. The monthly average number of people employed in slaughterhouses equaled 906 persons.

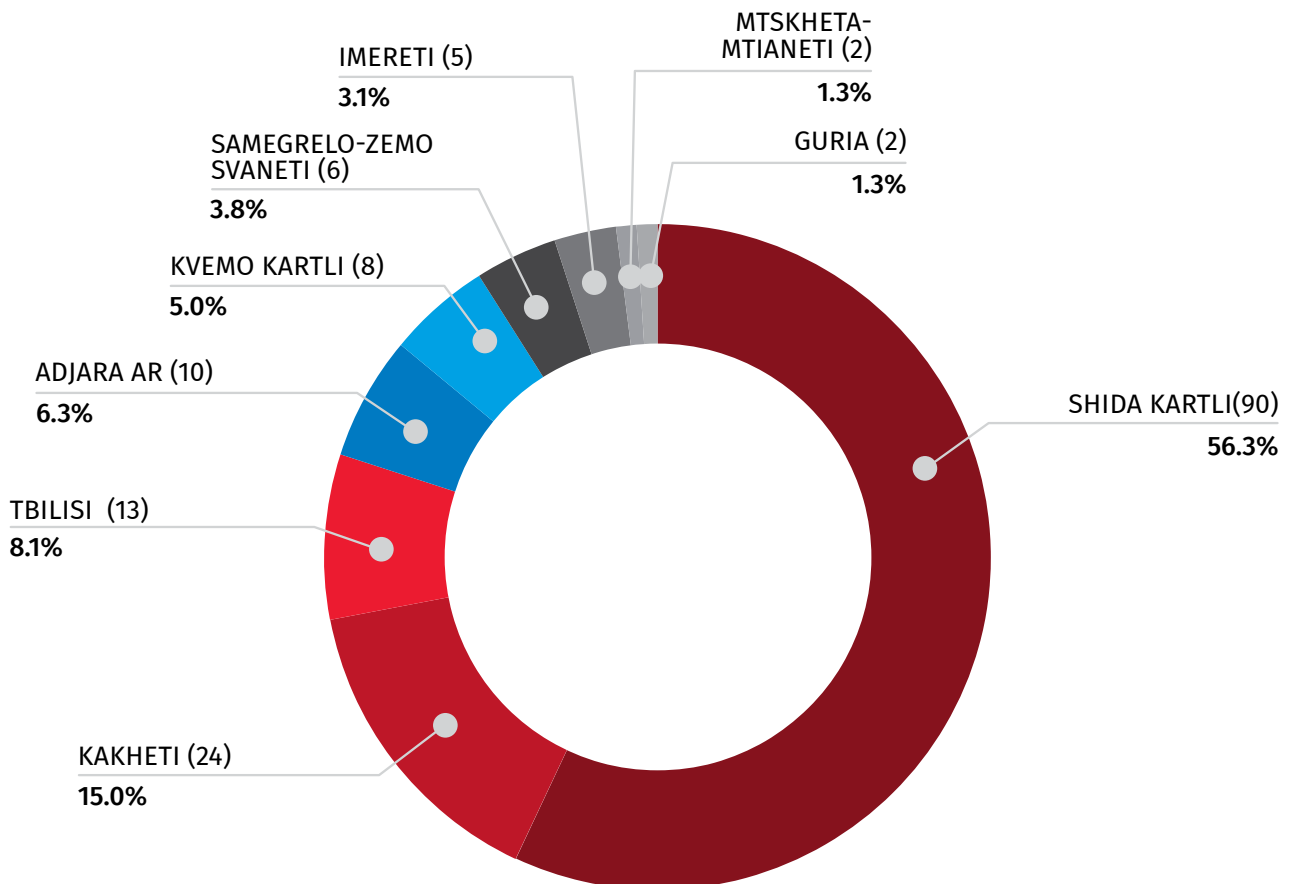
The average cost of the service of slaughtering per each livestock made up: slaughtering cattle – 26.6 GEL, sheep or goat – 10.6 GEL, and pig – 25.0 GEL.

19.11.2020

COLD STORAGE FACILITIES

In the III quarter of 2020, 160 cold storage facilities were active in Georgia, most of them were located in Shida Kartli region (56.3 percent). Active cold storage facilities are also located in Kakheti region (15.0 percent), Tbilisi (8.1 percent), Adjara AR (6.3 percent), Kvemo Kartli region (5.0 percent), Samegrelo-Zemo Svaneti region (3.8 percent), Imereti region (3.1 percent), Mtskheta-Mtianeti region (1.3 percent) and Guria region (1.3 percent):

**ACTIVE COLD STORAGE FACILITIES IN GEORGIA BY REGIONS,
III QUARTER, 2020**

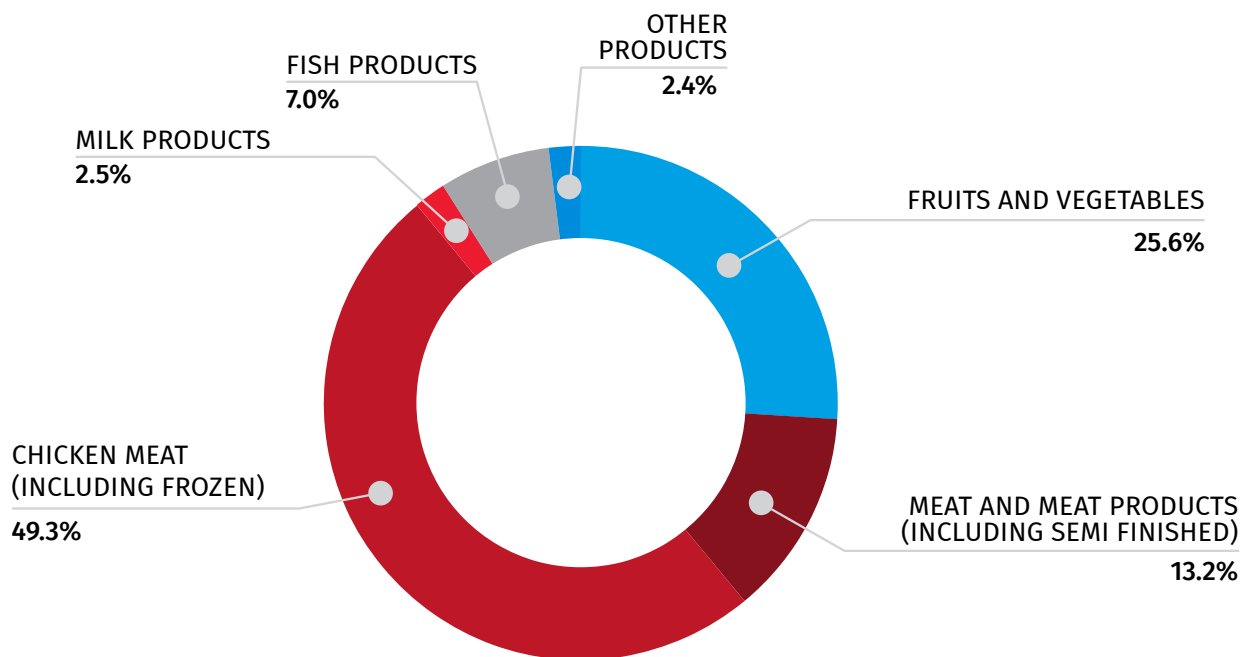


In the III quarter of 2020, the service was provided to 487 customers. The number of producers and resellers, from whom the product was purchased, totaled 462, while the annual average number of employed persons in cold storage facilities totaled 1696.

19.11.2020

In the III quarter of 2020, 76.8 thousand tons of products were stored in cold storage facilities, 49.3 percent of which was chicken meat (including frozen meat), 25.6 percent – fruit and vegetable, 13.2 percent–meat and meat products (including semi-finished products), 7.0 percent – fish, while remaining products had a small share:

**PRODUCTS STORED IN COLD STORAGE FACILITIES,
III QUARTER, 2020**



In the III quarter of 2020, 9.3 thousand tonnes of products were purchased for the further realization by cold storage facilities. The service fee amounted to 5.4 million Gel.

In the III quarter of 2020, products (16.2 thousand tonnes) of 62.7 million Gel were sold by cold storage facilities, of which the value of imported products accounted 35.7 percent, local (own) products – 34.8 percent. Herewith, 64.5 percent of local (own) products sold by cold storage facilities was chicken meat. Significant share of imported products was Chicken meat (including frozen) (42.2 percent), fish (27.8 percent) and meat and meat products (including semi-finished products) (22.8 percent).

From the products sold by cold storage facilities, fish products, fruits and vegetables were sold on the foreign market.

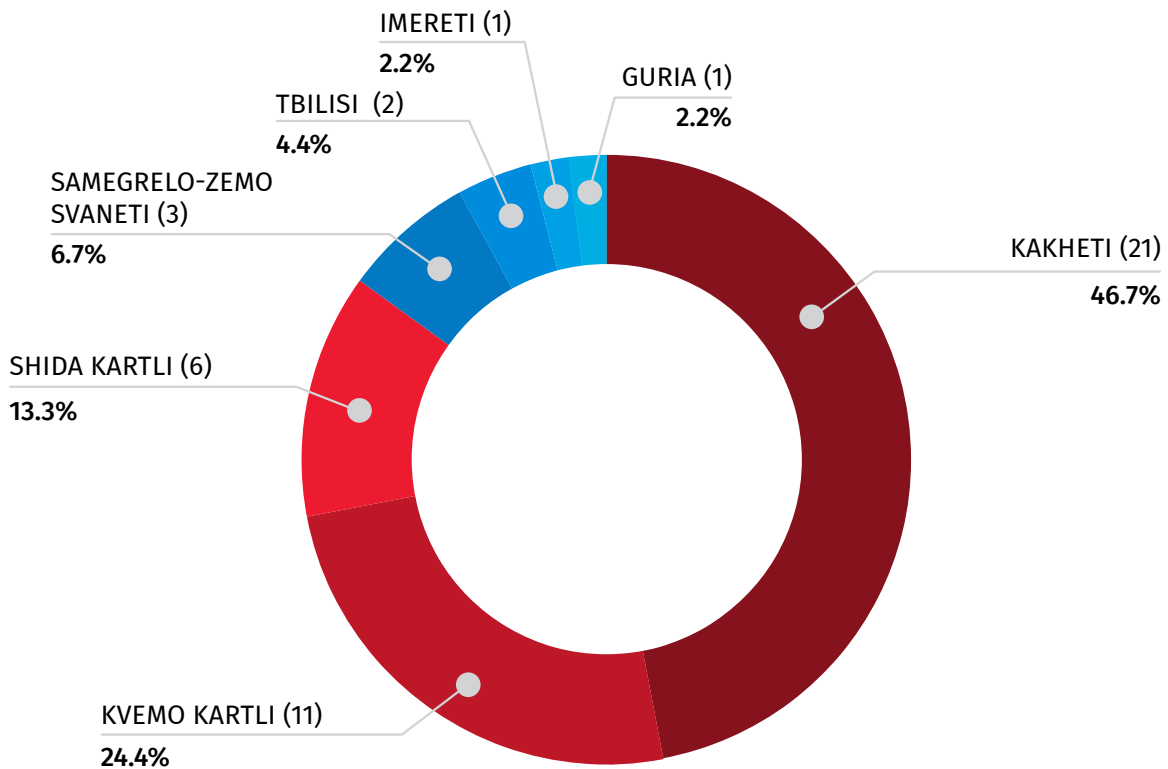
According to the survey results, the daily average load per storage (out of total storage capacity in percent) was 67.2 percent in July, 63.2 percent in August and 52.3 percent in September.

19.11.2020

ELEVATORS

In the III quarter of 2020, 45 elevators were active in Georgia, most of them were located in Kakheti (46.7 percent). 24.4 percent of active elevators are located in Kvemo Kartli region, 13.3 percent - in Shida Kartli, 6.7 percent-in Samegrelo-Zemo Svaneti region, 4.4 percent - in Tbilisi, 2.2 percent-in Imereti and 2.2 percent – in Guria region:

**ACTIVE ELEVATORS IN GEORGIA BY REGIONS,
III QUARTER, 2020**

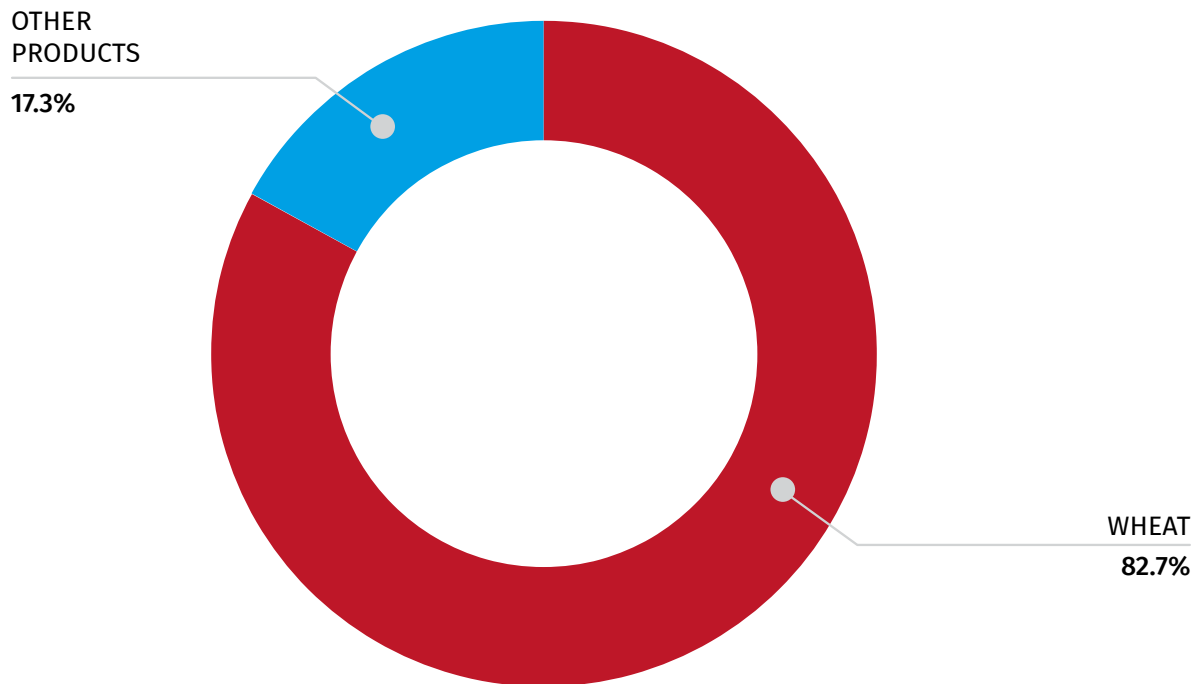


In the III quarter of 2020, the number of producers and resellers, from whom the product was purchased, totaled 101, while the annual average number of employed persons in cold storage facilities equaled 920.

In the III quarter of 2020, 133.0 thousand tons of products were stored in cold storage facilities, 82.7 percent of which was wheat, other products (maize, barley, bran, malt etc.) had a small share:

19.11.2020

PRODUCTS STORED IN ELEVATORS,
III QUARTER, 2020



In the III quarter of 2020, 86.4 thousand tones of products 75.5 million GEL was sold by elevators, 64.4 percent of which was local (own) production.

The biggest share of local (own) production by its volume and cost was wheat flour, which was 81.7 percent of sold local production.

According to survey results, in July average daily load of elevator storages (out of total capacity of storages in percent) amounted to 32.8 percent in July, 36.0 percent in August and 36.4 percent in September.

National Statistics Office of Georgia

CONTACT PERSONS:

David Kupatadze, Tel: 2 36 72 10 (200), E-mail: dkupatadze@geostat.ge

Mariam Kavelashvili, Tel: 2 36 72 10 (020), E-mail: mkavelashvili@geostat.ge