

NATIONAL STATISTICS OFFICE OF GEORGIA

19.11.2020

GEORGIAN EXTERNAL TRADE BY COUNTRIES IN JANUARY-OCTOBER 2020* (THSD. US DOLLARS)

	EXPORTS (FOB)	IMPORTS (CIF)	BALANCE
EXTERNAL TRADE – TOTAL	2 715 292.3	6 444 159.4	-3 728 867.1
Of which:			
EU COUNTRIES	572 942.8	1 542 912.1	-969 969.3
Austria	1 352.3	49 035.5	-47 683.1
Belgium	9 757.5	65 173.4	-55 415.9
Bulgaria	255 775.8	92 109.7	163 666.1
Croatia	419.8	4 940.4	-4 520.7
Cyprus	176.9	4 328.7	-4 151.8
Czech Republic	8 104.6	57 607.6	-49 503.1
Denmark	354.5	11 202.7	-10 848.2
Estonia	4 604.0	4 418.6	185.4
Finland	502.8	14 690.9	-14 188.1
France	25 145.1	119 819.3	-94 674.1
Germany	45 536.2	311 223.6	-265 687.4
Greece	5 132.9	34 083.5	-28 950.6
Hungary	1 194.7	37 378.7	-36 184.0
Ireland	1 429.5	9 488.5	-8 059.0
Italy	26 013.7	148 915.1	-122 901.4
Latvia	7 747.8	19 012.4	-11 264.6
Lithuania	28 306.1	28 665.1	-359.0
Luxembourg	179.7	3 634.8	-3 455.2
Malta	97.2	3 891.3	-3 794.1
Netherlands	20 105.3	123 165.0	-103 059.7
Poland	22 282.4	103 810.7	-81 528.3
Portugal	103.1	10 978.9	-10 875.8
Romania	19 153.9	102 770.3	-83 616.4
Slovakia	852.5	10 205.9	-9 353.4
Slovenia	3 469.8	20 440.4	-16 970.5
Spain	67 812.0	74 849.9	-7 037.9
Sweden	518.0	13 891.8	-13 373.8
United Kingdom	16 814.7	63 179.2	-46 364.5
CIS COUNTRIES	1 209 439.8	1 930 857.9	-721 418.1
Armenia	151 676.6	363 562.6	-211 886.1
Azerbaijan	364 595.1	381 702.6	-17 107.5
Belarus	32 502.7	41 737.7	-9 235.0
Kazakhstan	42 139.8	28 091.2	14 048.5
Kyrgyzstan	15 133.4	1 929.6	13 203.8
Moldova	8 671.0	11 832.8	-3 161.8
Russia	351 191.7	709 873.7	-358 681.9
Tajikistan	9 577.1	82.7	9 494.4
Turkmenistan	10 801.3	60 760.8	-49 959.5

NATIONAL STATISTICS OFFICE OF GEORGIA

19.11.2020

	EXPORTS (FOB)	IMPORTS (CIF)	BALANCE
Ukraine	164 541.7	312 161.5	-147 619.8
Uzbekistan	58 609.3	19 122.6	39 486.8
OTHER COUNTRIES	932 909.7	2 970 389.5	-2 037 479.8
Afghanistan	133.5	644.6	-511.2
Albania	63.7	137.0	-73.3
Algeria	871.7	135.8	735.9
Andorra	-	2.5	-2.5
Argentina	-	4 825.3	-4 825.3
Australia	6 226.7	13 463.2	-7 236.5
Bahrain	28.7	-	28.7
Bangladesh	30.6	1 736.1	-1 705.5
Belize	364.5	396.6	-32.2
Benin	57.7	-	57.7
Bosnia and Herzegovina	-	230.3	-230.3
Brazil	1 045.3	125 232.3	-124 187.0
Burkina Faso	687.6	-	687.6
Burundi	-	6.2	-6.2
Cambodia	19.7	-	19.7
Cameroon	1 926.3	151.8	1 774.5
Canada	3 860.2	15 593.3	-11 733.1
Chad	8 813.7	280.0	8 533.7
Chile	2 597.5	52 009.7	-49 412.1
China	418 853.4	572 917.5	-154 064.1
Colombia	3 544.0	74.7	3 469.3
Costa Rica	17.1	24.3	-7.3
Cuba	915.5	171.3	744.3
Dominican Republic	18.7	3.4	15.3
Ecuador	-	13 493.8	-13 493.8
Egypt	58.6	5 397.7	-5 339.1
EL Salvador	16.6	-	16.6
Faroe Islands	-	86.7	-86.7
French Polynesia	-	29.5	-29.5
Gabon	-	2 069.7	-2 069.7
Ghana	583.8	10.8	573.0
Gibraltar	-	3.2	-3.2
Guatemala	-	35.9	-35.9
Hong Kong SAR of China	3 793.6	52 985.1	-49 191.4
Iceland	-	4 572.2	-4 572.2
India	2 335.7	35 574.8	-33 239.2
Indonesia	739.4	7 737.6	-6 998.2
Iran	25 387.2	35 530.9	-10 143.7
Iraq	14 779.8	8 473.8	6 306.0
Israel	16 335.5	9 312.9	7 022.6
Jamaica	-	3.7	-3.7
Japan	13 351.2	133 405.3	-120 054.1

NATIONAL STATISTICS OFFICE OF GEORGIA

19.11.2020

	EXPORTS (FOB)	IMPORTS (CIF)	BALANCE
Jordan	817.6	334.4	483.2
Kenya	605.1	270.5	334.6
Korea Republic of	3 853.5	42 806.2	-38 952.8
Kuwait	1 947.2	19.4	1 927.8
Lebanon	148.7	378.1	-229.3
Liberia	108.0	-	108.0
Libya	236.4	33.0	203.4
Liechtenstein	-	186.4	-186.4
Macau	5.6	-	5.6
Macedonia (FYR)	194.9	869.9	-675.0
Madagascar	-	1.0	-1.0
Malawi	2.1	267.0	-264.9
Malaysia	213.7	8 322.0	-8 108.3
Maldives	13.9	-	13.9
Mauritius	5.5	19.3	-13.8
Mexico	669.2	2 341.5	-1 672.3
Monaco	-	1.3	-1.3
Mongolia	1 077.3	-	1 077.3
Montenegro	306.6	-	306.6
Morocco	2 091.4	140.5	1 951.0
Myanmar	116.6	-	116.6
Nepal	21.0	9.7	11.3
New Zealand	23.0	1 984.6	-1 961.6
Niger	20.5	0.2	20.3
Nigeria	154.8	2.3	152.5
Norway	95.3	5 401.1	-5 305.8
Oman	587.1	299.5	287.5
Pakistan	95.9	3 449.1	-3 353.2
Panama	673.6	8.1	665.5
Paraguay	-	3 518.8	-3 518.8
Peru	15 566.6	22 772.2	-7 205.6
Philippines	150.7	263.7	-113.0
Puerto Rico	29.2	-	29.2
Qatar	837.9	1 889.3	-1 051.4
Rwanda	57.7	-	57.7
San Marino	-	317.2	-317.2
Saudi Arabia	14 655.0	1 328.0	13 327.0
Senegal	90.4	-	90.4
Serbia	48.5	4 687.2	-4 638.7
Seychelles	-	341.5	-341.5
Singapore	13 268.9	12 822.1	446.8
Somalia	58.3	-	58.3
South Africa	430.0	7 901.0	-7 471.0
Sri Lanka	7.4	2 762.3	-2 754.9

*Preliminary data.





NATIONAL STATISTICS OFFICE OF GEORGIA

19.11.2020

	EXPORTS (FOB)	IMPORTS (CIF)	BALANCE
State of Palestine	190.9	-	190.9
Sudan	129.2	12.9	116.4
Suriname	423.3	-	423.3
Switzerland	84 834.8	43 626.9	41 207.9
Syrian	569.8	311.9	257.8
Taiwan Province of China	3 384.6	9 034.4	-5 649.7
Tanzania	7 530.2	-	7 530.2
Thailand	350.9	14 121.7	-13 770.8
Tunisia	307.5	60.9	246.6
Turkey	156 273.7	1 131 267.2	-974 993.5
Uganda	-	42.1	-42.1
United Arab Emirates	26 702.3	90 423.9	-63 721.6
United States	61 054.2	448 624.0	-387 569.8
Uruguay	464.4	2 483.8	-2 019.4
Viet Nam	3 877.4	7 558.0	-3 680.6
Virgin Islands British	-	313.9	-313.9
Yemen	73.9	-	73.9

*Preliminary data.

19.11.2020

- Sources:**
-  LEPL Revenue Service of Ministry of Finance of Georgia;
 -  Georgian State Electrosystem JSC;
 -  Electrosystem Commercial Operator JSC;
 -  Georgian Gas Transportation Company LTD.

Explanation of symbols:

- Not applicable;
- 0.0 Negligible magnitude;
- * Data are preliminary and subject to revisions;
- ... Data are confidential

Notice:

1. The discrepancy between the totals and the sum in some cases can be explained by using rounded data;
2. Information does not cover the data of Simplified Customs Declarations (Form #4);
3. Information does not cover non-organized trade also occupied territories of Abkhazian Autonomous Republic and Tskhinvali region;
4. According to the international methodology there are some difference in coverage of trade flows between external merchandise trade statistics and customs statistics. Diplomatic temporary transit and analogous goods are excluded from the database of external merchandise trade statistics.

**THE PRELIMINARY DATA WILL BE REVISED ACCORDING TO THE GEOSTAT'S REVISION POLICY
(BASED ON THE REGULAR REVISION PRINCIPLE) AS A RESULT OF ADJUSTING
DATA BY RESPONDENTS/ADMINISTRATIVE SOURCES.**

CONTACT PERSONS:

Maka Kalandarishvili Tel.: (+995 32) 236 72 10 (300)

E-mail: mkalandarishvili@geostat.ge

Mariam Kavelashvili Tel.: (+995 32) 236 72 10 (020)

E-mail: mkavelashvili@geostat.ge