



National Statistics Office of Georgia

**PRODUCER PRICE INDEX FOR INDUSTRIAL
PRODUCTS IN GEORGIA**

2020
OCTOBER



20.11.2020

www.geostat.ge

20.11.2020

PRODUCER PRICE INDEX FOR INDUSTRIAL PRODUCTS IN GEORGIA

OCTOBER 2020

In October 2020 the Producer Price Index for Industrial Products increased by 1.7 percent compared to the previous month, while compared to October 2019 the index growth amounted to 8.0 percent.

The prices for **manufactured products** increased by 2.1 percent **compared to September 2020**, resulting in a 1.68 percentage point contribution to the overall monthly PPI change. Within the group noteworthy price increases were registered for food products (2.8 percent) and basic metals (3.5 percent). In the same period the prices for **electricity, gas, steam and air conditioning** increased by 0.7 percent contributing 0.07 percentage points to the monthly index change. The prices decreased for **products from mining and quarrying** by 0.3 percent, contributing -0.02 percentage points to the monthly index change.

The **annual PPI** rate was mainly affected by price changes for the following products:

- **Manufactured products:** the prices increased by 7.4 percent, contributing 5.99 percentage points to the overall annual index growth. There was a notable increase in the prices for the following subgroups: food products (10.6 percent), beverages (6.9 percent) and basic metals (5.3 percent);

- **Products from mining and quarrying:** the prices were 20.4 percent higher, contributing 1.11 percentage points to the overall annual index change. Within the group the prices were higher for metal ores (29.4 percent);

- **Water supply; sewerage, waste management and remediation services:** the annual price increase amounted to 18.3 percent, which contributed 0.55 percentage points on the annual index growth;

- **Electricity, gas, steam and air conditioning:** the annual price increase amounted to 3.7 percent, which contributed 0.37 percentage points on the annual index growth.

NATIONAL STATISTICS OFFICE OF GEORGIA

20.11.2020

The following table presents the Producer Price Index (compared to the previous month and the corresponding month of the previous year) and the relevant contributions of the products to the changes in the overall index:

PRODUCER PRICE INDEX FOR INDUSTRIAL PRODUCTS IN GEORGIA

OCTOBER 2020

CODE	GROUPS	OVER SEPTEMBER 2020	CONTRIBUTIONS* TO MONTHLY CHANGES	OVER OCTOBER 2019	CONTRIBUTIONS* TO ANNUAL CHANGES
	TOTAL	101.7	1.74	108.0	8.02
B	Mining and quarrying	99.7	-0.02	120.4	1.11
05	Coal and lignite	53.3	-0.06	50.5	-0.07
06	Crude petroleum and natural gas	100.0	0.00	64.0	-0.06
07	Metal ores	100.7	0.04	129.4	1.18
08	Other mining and quarrying products	100.5	0.01	105.5	0.07
C	Manufactured products	102.1	1.68	107.4	5.99
10	Food products	102.8	0.71	110.6	2.50
11	Beverages	100.9	0.15	106.9	1.20
12	Tobacco products	100.0	0.00	100.0	0.00
13	Textiles	103.1	0.01	106.9	0.02
14	Wearing apparel	101.0	0.01	104.8	0.07
15	Leather and related products	100.0	0.00	105.5	0.00
16	Wood and of products of wood and cork, except furniture; articles of straw and plaiting materials	100.3	0.00	100.5	-0.02
17	Paper and paper products	101.0	0.01	97.5	-0.19
18	Printing and recording services	112.5	0.17
19	Coke and refined petroleum products	100.0	0.00	71.3	-0.04
20	Chemicals and chemical products	100.2	0.01	92.3	-0.26
21	Basic pharmaceutical products and pharmaceutical preparations	105.4	0.09	128.1	0.41
22	Rubber and plastic products	99.7	-0.01	103.5	0.09
23	Other non-metallic mineral products	101.0	0.07	107.5	0.54
24	Basic metals	103.5	0.45	105.3	0.65

* Individual contributions may not sum up to the total changes in the index due to rounding.

NATIONAL STATISTICS OFFICE OF GEORGIA

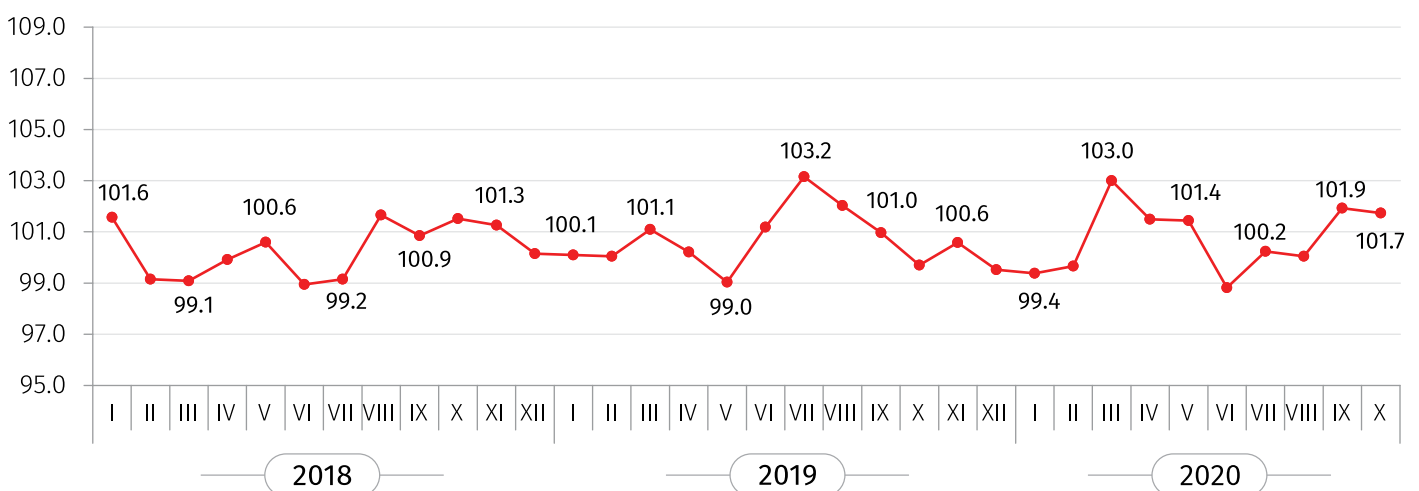
20.11.2020

CODE	GROUPS	OVER SEPTEMBER 2020	CONTRIBUTIONS* TO MONTHLY CHANGES	OVER OCTOBER 2019	CONTRIBUTIONS* TO ANNUAL CHANGES
25	Fabricated metal products, except machinery and equipment	100.1	0.00	109.4	0.17
27	Computer, electronic and optical products	100.0	0.00	125.0	0.21
28	Electrical equipment	102.5	0.00	100.6	-0.01
30	Other transport equipment	100.0	0.00
31	Furniture	100.1	0.00	101.8	0.03
32	Other manufactured goods	100.8	0.00	104.0	0.01
33	Repair and installation services of machinery and equipment	100.0	0.00
D	Electricity, gas, steam and air conditioning	100.7	0.07	103.7	0.37
35	Electricity, gas, steam and air conditioning	100.7	0.07	103.7	0.37
E	Water supply; sewerage, waste management and remediation services	100.4	0.01	118.3	0.55
36	Natural water; water treatment and supply services	100.0	0.00	100.0	0.00
38	Waste collection, treatment and disposal services; materials recovery services	100.9	0.01	99.2	0.55

* Individual contributions may not sum up to the total changes in the index due to rounding.

PRODUCER PRICE INDEX FOR INDUSTRIAL PRODUCTS

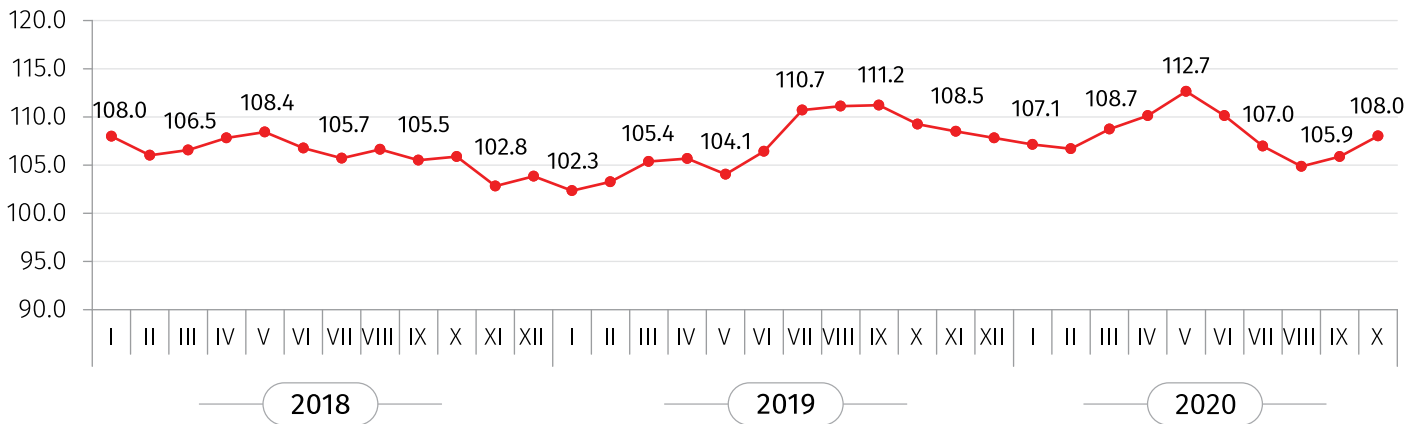
(PREVIOUS MONTH=100)



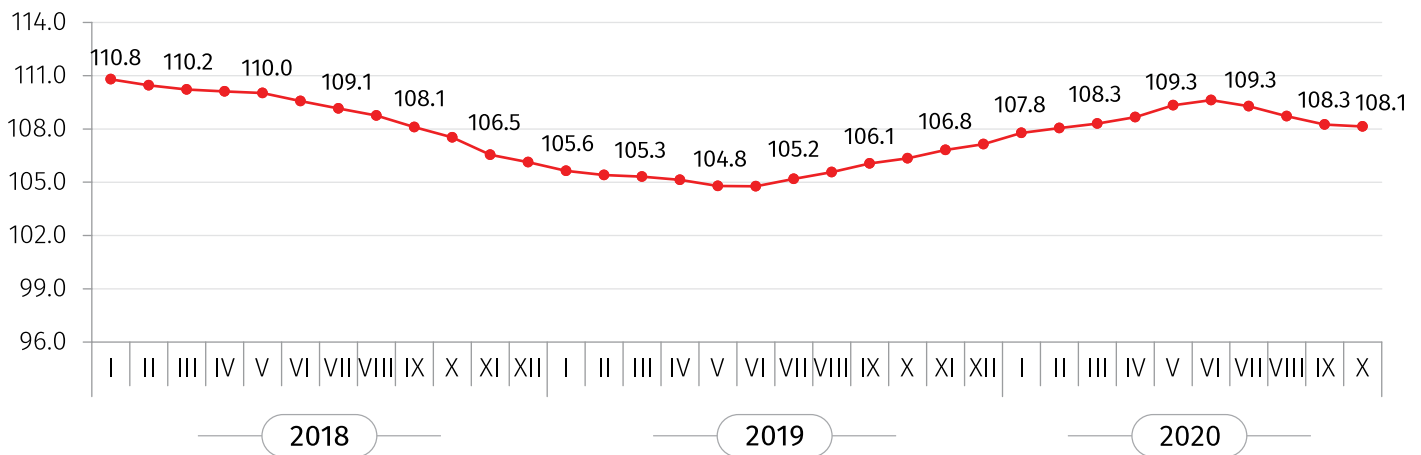
NATIONAL STATISTICS OFFICE OF GEORGIA

20.11.2020

PRODUCER PRICE INDEX FOR INDUSTRIAL PRODUCTS (THE SAME MONTH OF THE PREVIOUS YEAR =100)



PRODUCER PRICE INDEX FOR INDUSTRIAL PRODUCTS (12 MONTH AVERAGE OVER THE PREVIOUS 12 MONTH AVERAGE)



CONTACT PERSON:

Giorgi Tetrauli, Tel: (+995 32) 236 72 10 (400)

E-mail: gtetrauli@geostat.ge