



National Statistics Office of Georgia

**INDICATORS OF SECONDARY GENERAL  
EDUCATION SCHOOLS  
2020/2021  
SCHOOL YEAR**



01.12.2020  
[www.geostat.ge](http://www.geostat.ge)

01.12.2020

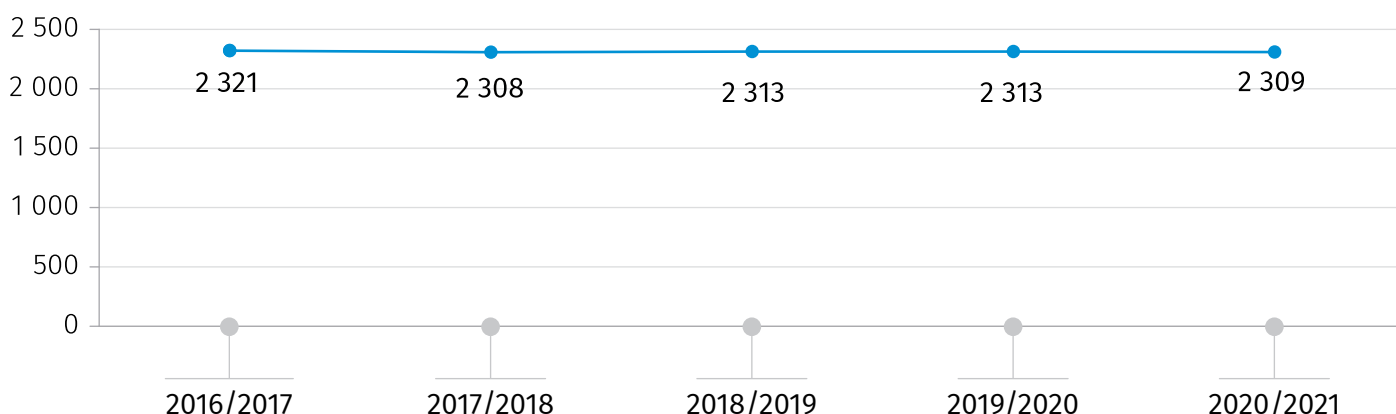
**INDICATORS OF SECONDARY GENERAL EDUCATION SCHOOLS  
(AT THE BEGINNING OF 2020/2021 SCHOOL YEAR)**

At the beginning of the 2020/2021 school year, there were 2 309 general education institutions in Georgia, including 2 086 public and 223 private schools. Number of schools decreased by 4 units compared to the previous school year. By region, most of schools (17.0%) are located in Imereti.

The chart below presents the number of general education institutions at the beginning of the 2016/2017-2020/2021 school years.

CHART №1

**NUMBER OF GENERAL EDUCATION INSTITUTIONS  
(THOUSANDS)**



At the beginning of the 2020/2021 school year, 609.1 thousand pupil were studied in general education institutions, that is 2.7 percent higher compared to the same indicator of the previous school year. 90.1 percent of pupils attend public schools and 9.9 percent - private schools. From the total number of pupils, 47.9 percent are girls, while 52.1 percent are boys.

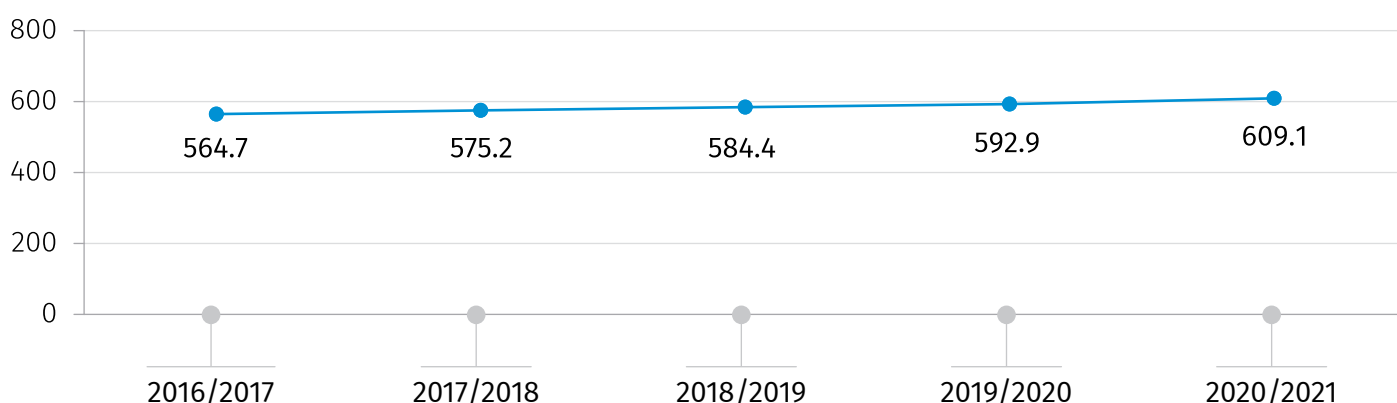
01.12.2020

Among the regions, most of pupils (34.9%) study in Tbilisi.

The chart below presents the number of pupils in general education institutions for the beginning of the 2016/2017-2020/2021 school years.

CHART №2

**NUMBER OF PUPILS IN GENERAL EDUCATION INSTITUTIONS  
(THOUSANDS)**



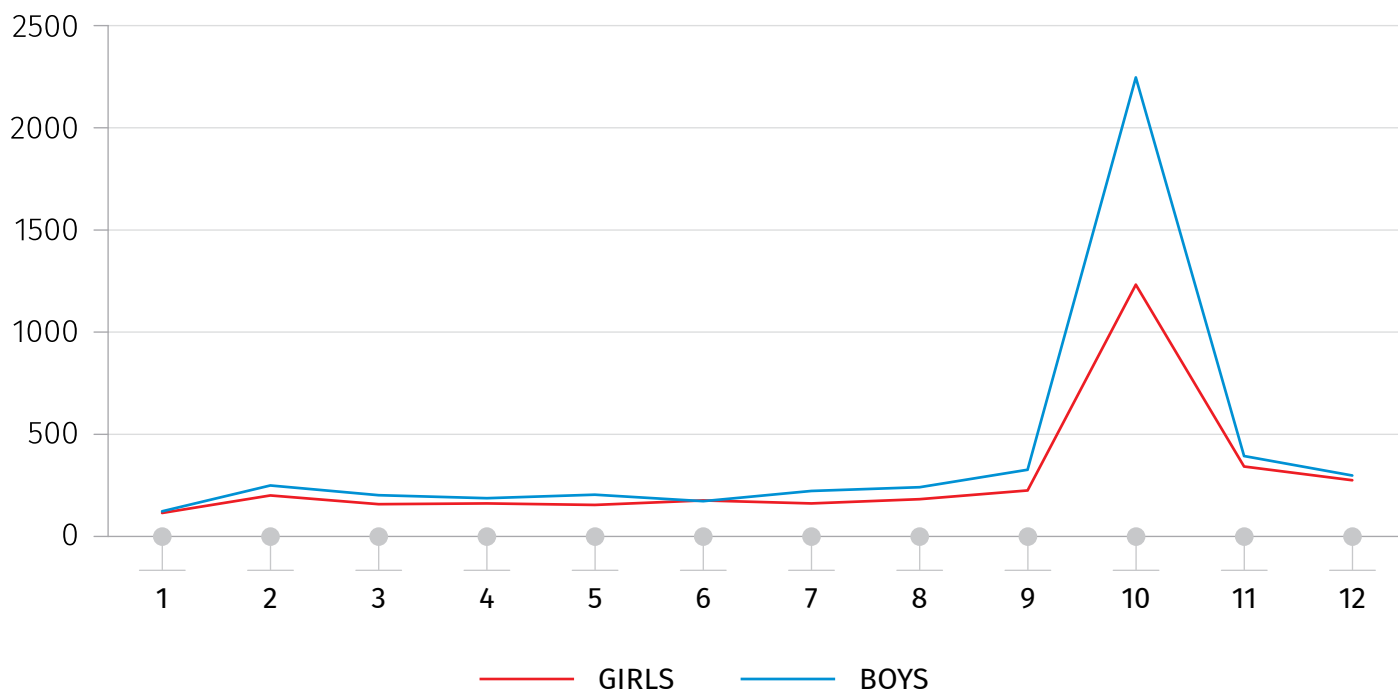
During the 2019-2020 school year, 8 247 pupils abandoned studying, which is 31.6 percent lower compared to the same indicator of the previous year. Among those pupils, girls are 41.0 percent and boys are 59.0 percent.

The chart below presents the number of students who have abandoned studying during the 2019/2020 school year, by sex and grade.

01.12.2020

CHART №3

**NUMBER OF PUPILS WHO HAVE ABANDONED STUDYING DURING  
THE 2019/2020 SCHOOL YEAR  
(PERSON)**



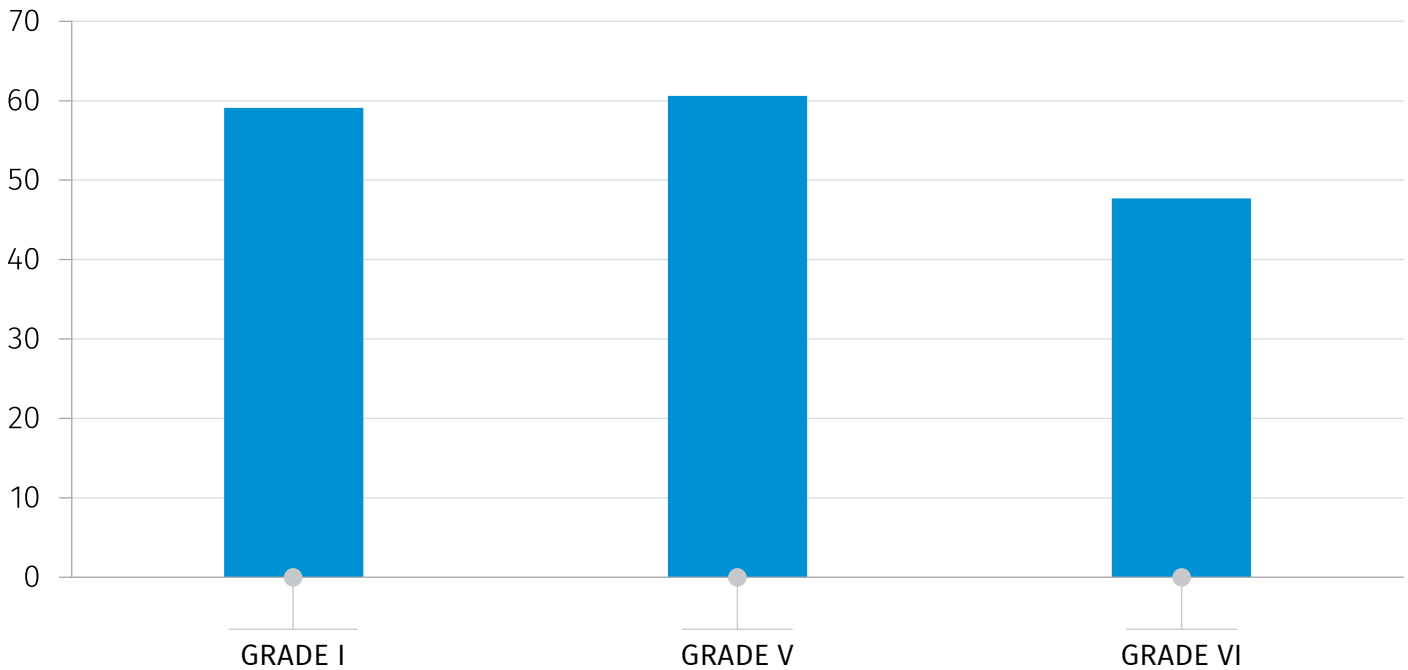
In the 2020/2021 school year, information and communication technology subjects (the subjects are compulsory in I, V and VI grades) are taught by 167 375 pupils, which is 10.7 percent higher compared to the same indicator of the previous school year.

The chart below presents the number of pupils studying ICT in general education institutions in 2020/2021 school year.

01.12.2020

CHART №4

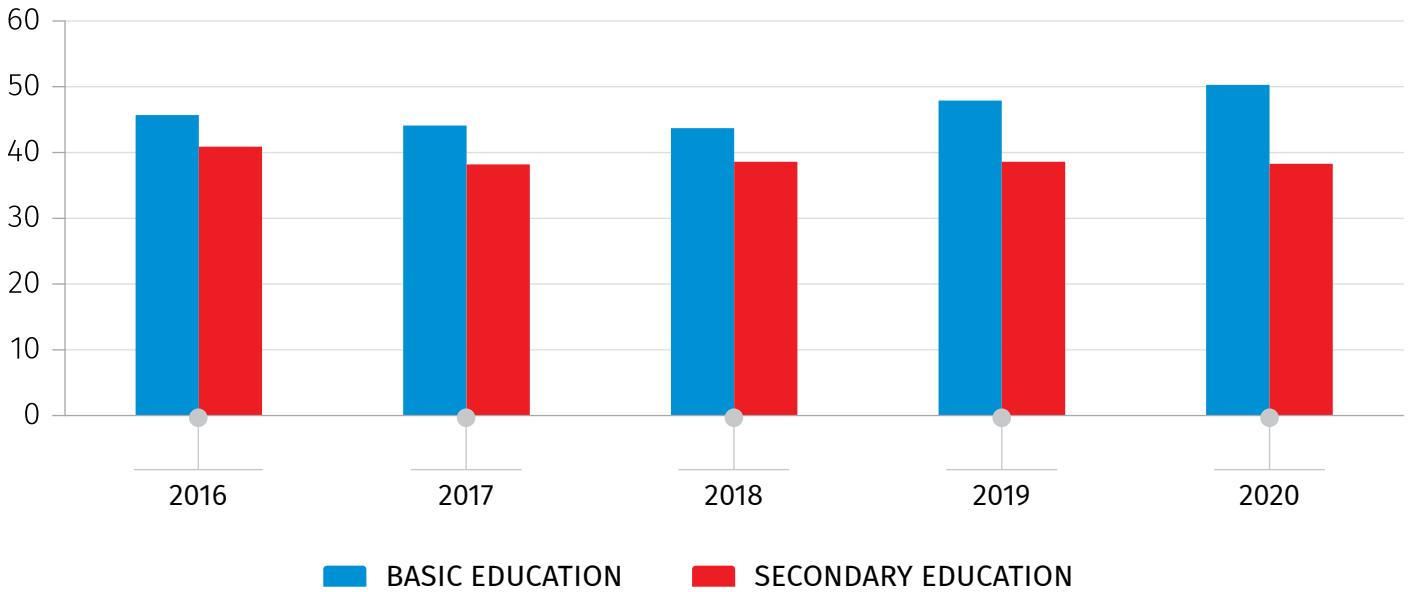
**NUMBER OF PUPILS STUDING INFORMATION AND COMMUNICATION TECHNOLOGYIN  
GENERAL EDUCATION INSTITUTIONS IN 2020/2021 SCHOOL YEAR  
(THOUSANDS)**



In 2020, 88 554 pupils graduated from school, that is 2.4 percent higher compared to the same indicator of the previous year. Among both basic and secondary education graduates, number of boys are more than number of girls, with the share of 52.5 percent and 51.2 percent, respectively.

The chart below presents the number of pupils who received basic and secondary education in 2016-2020.

NUMBER OF GRADUATES FROM BASIC AND SECONDARY SCHOOL  
(THOUSAND)



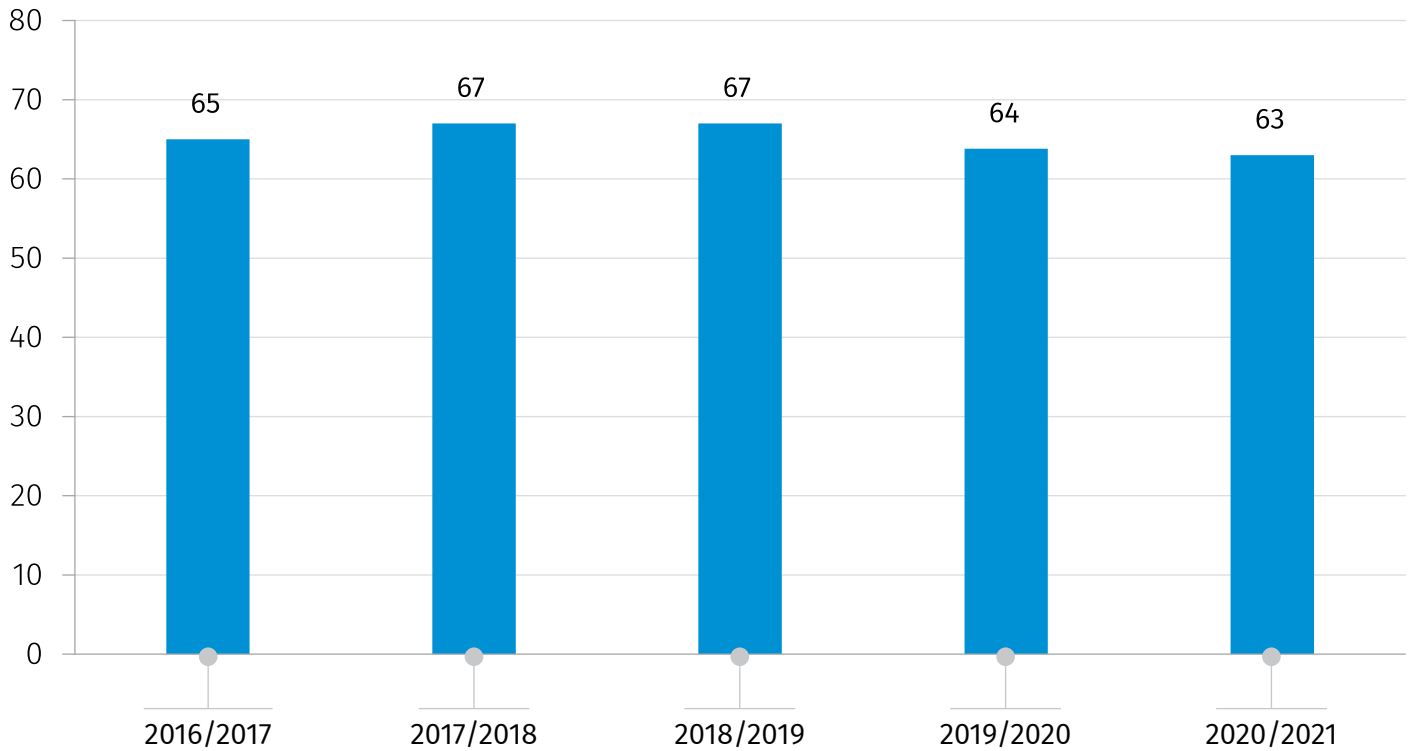
At the beginning of the 2020/2021 school year, 62 699 teachers were employed in general education institutions, which is 1.7 percent less compared to the same indicator of the previous year. The majority of teachers are women, in particular, the share of women is 87.2 percent while the share of men - 12.8 percent.

The chart below presents the number of teachers in 2016/2017-2020/2021 school years.

01.12.2020

CHART №6

NUMBER OF GENERAL EDUCATION SCHOOL TEACHERS  
(THOUSAND)



CONTACT PERSONS:

Vasil Tsakadze, Tel.: 2 36 72 10 (600), E-mail: [vtsakadze@geostat.ge](mailto:vtsakadze@geostat.ge)

Mariam Kavelashvili, Tel.: 2 36 72 10 (020), E-mail: [mkavelashvili@geostat.ge](mailto:mkavelashvili@geostat.ge)