



National Statistics Office of Georgia

**AVERAGE MONTHLY NOMINAL  
EARNINGS OF EMPLOYEES**

**2020**

**III QUARTER**



16.12.2020

[www.geostat.ge](http://www.geostat.ge)

## NATIONAL STATISTICS OFFICE OF GEORGIA

16.12.2020

### AVERAGE MONTHLY NOMINAL EARNINGS OF EMPLOYEES

(III QUARTER, 2020)

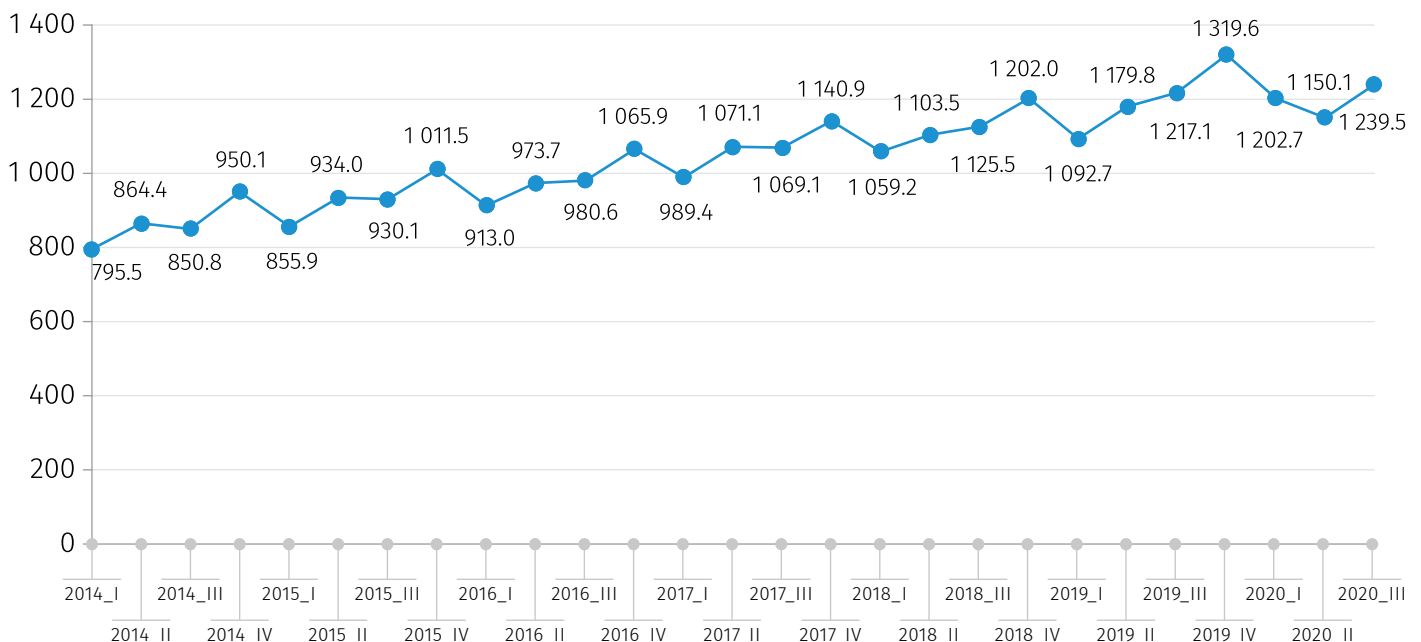
In the III quarter of the 2020, the average monthly nominal earnings in Georgia increased by 1.8 percent (22.4 Gel) compared to the same quarter of the previous year and amounted to 1 239.5 Gel.

The chart below presents the distribution of the average monthly earnings of employees in 2014-2020, by quarters.

CHART №1

### AVERAGE MONTHLY EARNINGS BY QUARTERS

(GEL)



According to the economic activity the highest monthly earnings were observed in the following fields:

- Information and communication – 2 150.6 Gel (increased by 9.8 percent compared to the corresponding period of the previous year)
- Financial and insurance activities – 2 023.6 Gel (increased –by 6.6 percent)
- Professional, scientific and technical activities – 1 909.7 Gel (decreased by 1.4 percent)
- Construction – 1 875.8 Gel (decreased by 6.6 percent)

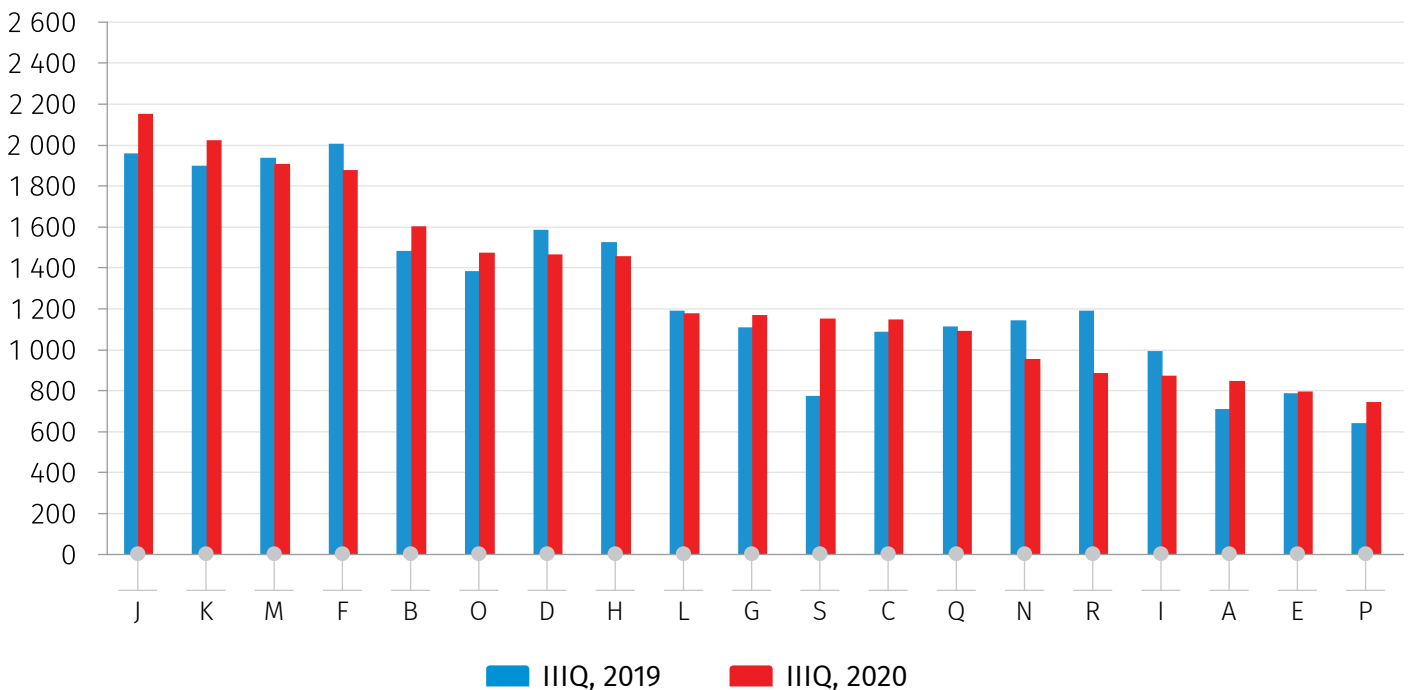
## NATIONAL STATISTICS OFFICE OF GEORGIA

16.12.2020

The chart below presents the distribution of the average monthly earnings by economic activity in the III quarter of 2019-2020.

CHART №2

### AVERAGE MONTHLY EARNINGS BY ECONOMIC ACTIVITY IN THE III QUARTER OF 2019-2020 (GEL)



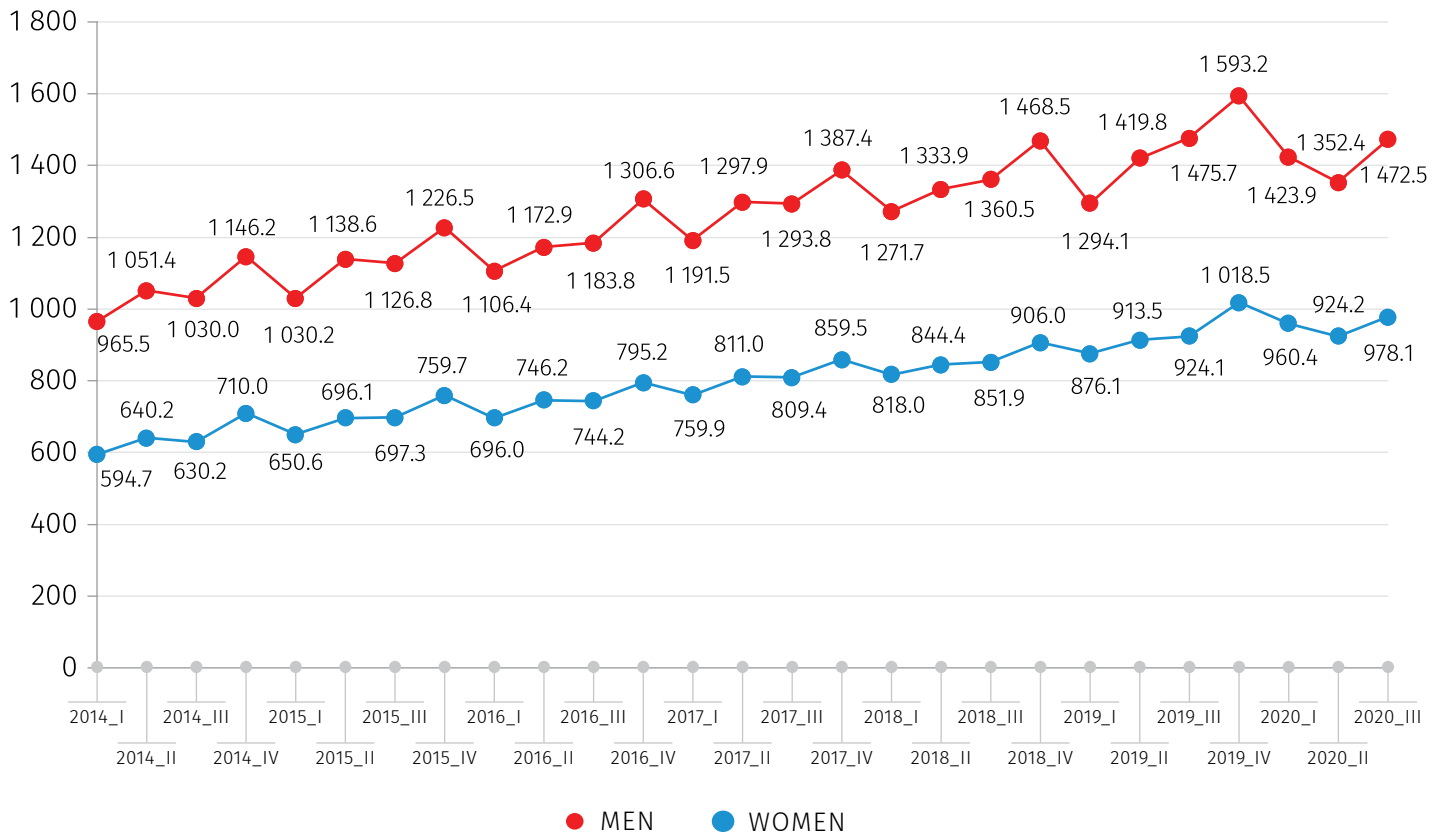
In the III quarter of 2020 the average earnings equaled to 978.1 Gel for women, while 1 472.5 Gel for men. The annual growth of earnings amounted to 54.0 Gel for women, while that decreased by 3.2 Gel for men. In the majority of sectors of economy the average monthly earnings of men were higher compared to women.

The chart below presents the distribution of the average monthly earnings of employees by sex in 2014-2020, by quarters.

16.12.2020

CHART №3

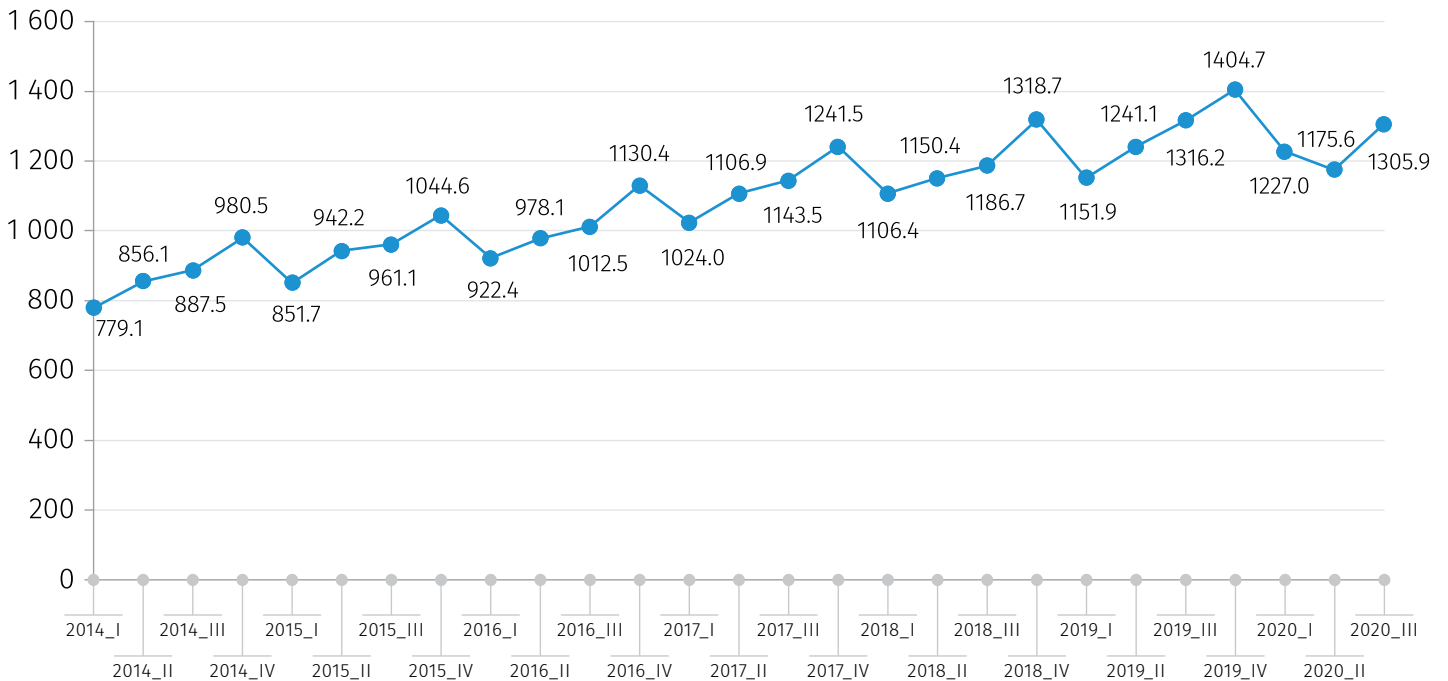
## AVERAGE MONTHLY EARNINGS BY SEX (GEL)



In the III quarter of 2020 the average monthly earnings of hired employees in business sector decreased by 10.4 Gel and equaled to 1 305.9 Gel. According to the economic activity the highest monthly earnings were observed in the Information and communication (2 204.3 Gel, increased by 10.1 percent compared to the corresponding period of the previous year) and Professional, scientific and technical activities (2 188.8 Gel, decreased by 0.1 percent).

The chart below presents the distribution of the average monthly earnings of employees in business sector in 2014-2020, by quarters.

## AVERAGE MONTHLY EARNINGS OF EMPLOYEES IN BUSINESS SECTOR (GEL)



In the III quarter of 2020 compared to the same quarter of the previous year, the average monthly earnings of hired employees in non-business and financial sector increased by 88.8 Gel and amounted to 1 130.8 Gel. According to the economic activity the highest monthly earnings were observed in the Financial and insurance activities.

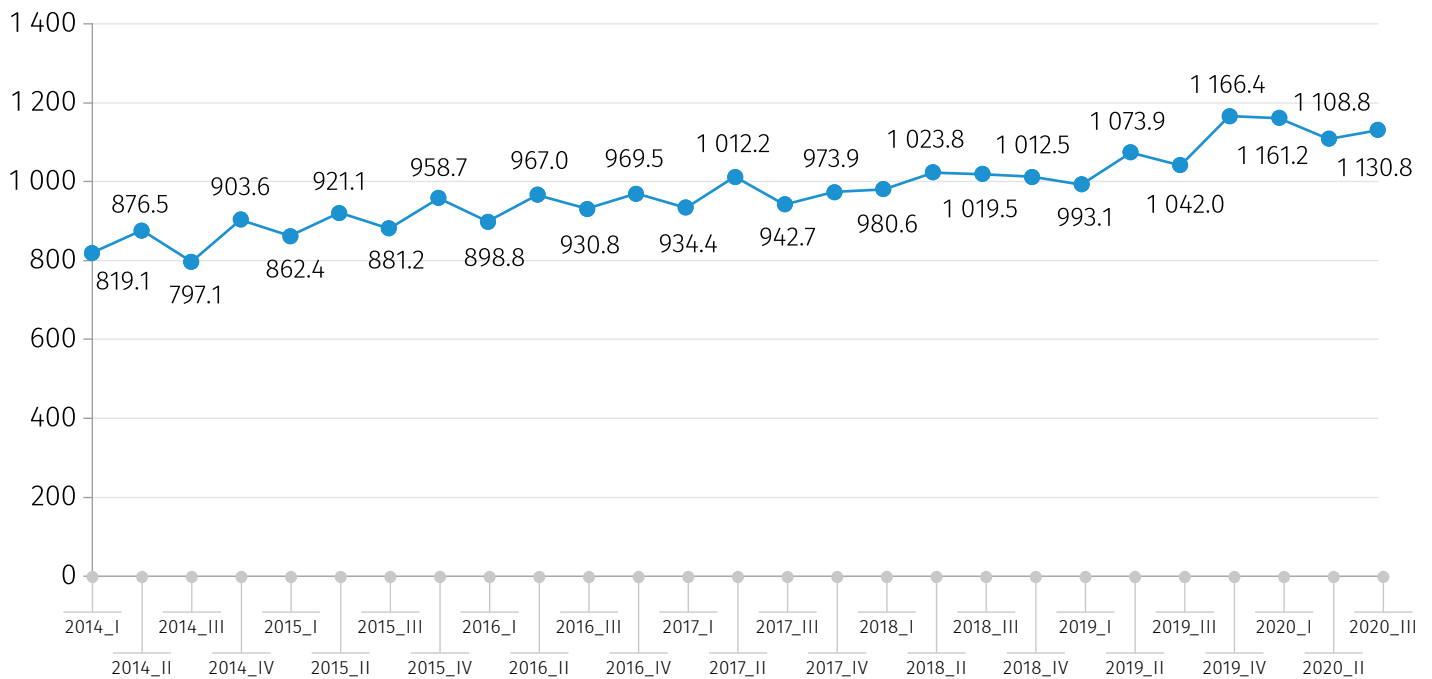
The chart below presents the distribution of the average monthly earnings of employees in non-business and financial Sector in 2014-2020, by quarters.

# NATIONAL STATISTICS OFFICE OF GEORGIA

16.12.2020

CHART №5

## AVERAGE MONTHLY EARNINGS OF EMPLOYEES IN NON-BUSINESS AND FINANCIAL SECTOR (GEL)





## NATIONAL STATISTICS OFFICE OF GEORGIA

16.12.2020

### NOTES

Classification of the economic activities used in the release is based on the European standard NACE rev.2

#### Definition of Sections

<b>A</b>	Agriculture, forestry and fishing
<b>B</b>	Mining and quarrying
<b>C</b>	Manufacturing
<b>D</b>	Electricity, gas, steam and air conditioning supply
<b>E</b>	Water supply, sewerage, waste management and remediation activities
<b>F</b>	Construction
<b>G</b>	Wholesale and retail trade; repair of motor vehicles and motorcycles
<b>H</b>	Transportation and storage
<b>I</b>	Accommodation and food service activities
<b>J</b>	Information and communication
<b>K</b>	Financial and insurance activities
<b>L</b>	Real estate activities
<b>M</b>	Professional, scientific and technical activities
<b>N</b>	Administrative and support service activities
<b>O</b>	Public administration and defense; compulsory social security
<b>P</b>	Education
<b>Q</b>	Human health and social work activities
<b>R</b>	Arts, entertainment and recreation
<b>S</b>	Other service activities

#### CONTACT PERSONS:

Vasil Tsakadze, Tel.: (+995 32) 236 72 10 (600). E-mail: [vtsakadze@geostat.ge](mailto:vtsakadze@geostat.ge)

Mariam Kavelashvili, Tel.: (+995 32) 236 72 10 (020). E-mail: [mkavelashvili@geostat.ge](mailto:mkavelashvili@geostat.ge)