

NATIONAL STATISTICS OFFICE OF GEORGIA

21.12.2020

GEORGIAN EXTERNAL TRADE BY COUNTRIES IN JANUARY-NOVEMBER 2020* (THSD. US DOLLARS)

| | EXPORTS (FOB) | IMPORTS (CIF) | BALANCE |
|-------------------------------|--------------------|--------------------|---------------------|
| EXTERNAL TRADE – TOTAL | 3 016 438.1 | 7 185 962.4 | -4 169 524.3 |
| Of which: | | | |
| EU COUNTRIES | 649 096.8 | 1 710 416.0 | -1 061 319.2 |
| Austria | 1 452.3 | 52 372.3 | -50 920.0 |
| Belgium | 14 044.1 | 72 010.2 | -57 966.0 |
| Bulgaria | 282 878.4 | 100 514.9 | 182 363.5 |
| Croatia | 493.5 | 5 678.7 | -5 185.1 |
| Cyprus | 436.2 | 4 774.1 | -4 337.9 |
| Czech Republic | 8 757.6 | 66 394.9 | -57 637.3 |
| Denmark | 568.1 | 12 176.5 | -11 608.4 |
| Estonia | 4 935.1 | 5 060.1 | -125.0 |
| Finland | 568.0 | 16 455.8 | -15 887.8 |
| France | 28 390.9 | 134 067.4 | -105 676.4 |
| Germany | 55 090.7 | 349 271.9 | -294 181.2 |
| Greece | 5 159.1 | 37 155.1 | -31 995.9 |
| Hungary | 1 320.7 | 41 495.1 | -40 174.4 |
| Ireland | 1 615.5 | 10 186.3 | -8 570.7 |
| Italy | 29 527.9 | 164 182.7 | -134 654.8 |
| Latvia | 8 392.5 | 21 638.2 | -13 245.7 |
| Lithuania (Lietuva) | 31 636.2 | 31 296.9 | 339.3 |
| Luxembourg | 179.9 | 3 765.9 | -3 586.0 |
| Malta | 153.3 | 4 457.3 | -4 304.1 |
| Netherlands | 22 146.5 | 137 062.3 | -114 915.8 |
| Poland | 24 443.3 | 116 807.4 | -92 364.1 |
| Portugal | 103.1 | 12 066.7 | -11 963.5 |
| Romania | 19 858.2 | 109 576.4 | -89 718.2 |
| Slovakia | 1 066.2 | 11 105.1 | -10 038.9 |
| Slovenia | 4 048.5 | 22 929.2 | -18 880.7 |
| Spain | 82 570.7 | 82 969.6 | -398.9 |
| Sweden | 527.8 | 14 928.3 | -14 400.4 |
| United Kingdom | 18 732.2 | 70 016.7 | -51 284.5 |
| CIS COUNTRIES | 1 344 833.7 | 2 143 337.9 | -798 504.2 |
| Armenia | 164 743.5 | 390 938.4 | -226 194.9 |
| Azerbaijan | 399 623.2 | 431 725.9 | -32 102.7 |
| Belarus | 37 501.2 | 45 982.1 | -8 480.9 |
| Kazakhstan | 44 744.3 | 32 522.8 | 12 221.6 |
| Kyrgyzstan | 16 397.5 | 2 038.6 | 14 358.9 |
| Moldova | 9 555.3 | 13 175.1 | -3 619.8 |
| Russia | 396 572.4 | 789 102.7 | -392 530.4 |
| Tajikistan | 10 215.8 | 82.7 | 10 133.1 |
| Turkmenistan | 11 810.3 | 66 596.0 | -54 785.7 |

NATIONAL STATISTICS OFFICE OF GEORGIA

21.12.2020

| | EXPORTS (FOB) | IMPORTS (CIF) | BALANCE |
|------------------------|--------------------|--------------------|---------------------|
| Ukraine | 189 969.2 | 349 265.3 | -159 296.1 |
| Uzbekistan | 63 701.1 | 21 908.3 | 41 792.8 |
| OTHER COUNTRIES | 1 022 507.5 | 3 332 208.5 | -2 309 700.9 |
| Afghanistan | 139.1 | 644.6 | -505.6 |
| Albania | 75.6 | 137.0 | -61.4 |
| Algeria | 906.0 | 135.8 | 770.2 |
| Andorra | - | 2.5 | -2.5 |
| Argentina | - | 5 203.3 | -5 203.3 |
| Australia | 6 314.9 | 13 498.7 | -7 183.8 |
| Bahrain | 29.1 | - | 29.1 |
| Bangladesh | 30.6 | 1 952.8 | -1 922.2 |
| Belize | 364.5 | 396.6 | -32.2 |
| Benin | 57.7 | - | 57.7 |
| Bosnia and Herzegovina | 137.3 | 367.1 | -229.9 |
| Brazil | 1 173.3 | 160 108.1 | -158 934.8 |
| Burkina Faso | 687.6 | - | 687.6 |
| Burundi | - | 6.2 | -6.2 |
| Cambodia | 19.7 | - | 19.7 |
| Cameroon | 1 926.3 | 151.8 | 1 774.5 |
| Canada | 4 799.2 | 17 178.6 | -12 379.5 |
| Chad | 12 031.6 | 284.5 | 11 747.2 |
| Chile | 2 985.2 | 60 216.3 | -57 231.2 |
| China | 445 885.2 | 646 317.4 | -200 432.1 |
| Colombia | 3 757.4 | 74.7 | 3 682.6 |
| Costa Rica | 17.1 | 42.6 | -25.6 |
| Cuba | 915.5 | 171.3 | 744.3 |
| Dominican Republic | 18.7 | 3.4 | 15.3 |
| Ecuador | - | 14 764.3 | -14 764.3 |
| Egypt | 95.7 | 5 679.6 | -5 583.9 |
| EL Salvador | 16.6 | - | 16.6 |
| Faroe Islands | - | 112.4 | -112.4 |
| French Polynesia | - | 29.5 | -29.5 |
| Gabon | - | 2 211.9 | -2 211.9 |
| Ghana | 597.8 | 12.1 | 585.7 |
| Gibraltar | - | 3.2 | -3.2 |
| Guatemala | - | 35.9 | -35.9 |
| Guernsey | 2.7 | - | 2.7 |
| Hong Kong SAR of China | 4 144.0 | 56 951.2 | -52 807.1 |
| Iceland | - | 4 951.1 | -4 951.1 |
| India | 2 581.3 | 39 639.8 | -37 058.6 |
| Indonesia | 739.4 | 8 517.0 | -7 777.6 |
| Iran | 26 914.0 | 40 522.8 | -13 608.8 |
| Iraq | 16 761.2 | 8 657.3 | 8 103.8 |
| Israel | 18 217.5 | 10 861.2 | 7 356.3 |
| Jamaica | - | 3.7 | -3.7 |

NATIONAL STATISTICS OFFICE OF GEORGIA

21.12.2020

| | EXPORTS (FOB) | IMPORTS (CIF) | BALANCE |
|-------------------|------------------|------------------|------------|
| Japan | 14 670.6 | 142 775.2 | -128 104.7 |
| Jordan | 1 064.6 | 337.2 | 727.4 |
| Kenya | 640.5 | 277.4 | 363.1 |
| Korea Republic of | 4 147.7 | 50 892.4 | -46 744.8 |
| Kuwait | 1 971.3 | 19.4 | 1 952.0 |
| Lebanon | 204.7 | 388.5 | -183.8 |
| Liberia | 108.0 | - | 108.0 |
| Libya | 341.9 | 33.0 | 308.9 |
| Liechtenstein | - | 205.9 | -205.9 |
| Macau | 5.6 | - | 5.6 |
| Macedonia (FYR) | 194.9 | 951.6 | -756.7 |
| Madagascar | - | 1.0 | -1.0 |
| Malawi | 2.1 | 337.1 | -335.0 |
| Malaysia | 294.1 | 9 542.6 | -9 248.4 |
| Maldives | 14.0 | - | 14.0 |
| Mauritius | 5.5 | 19.3 | -13.8 |
| Mexico | 772.7 | 2 430.2 | -1 657.5 |
| Monaco | - | 2.2 | -2.2 |
| Mongolia | 1 140.3 | - | 1 140.3 |
| Montenegro | 306.6 | - | 306.6 |
| Morocco | 2 091.4 | 1 033.6 | 1 057.9 |
| Myanmar | 116.6 | - | 116.6 |
| Nepal | 21.0 | 11.1 | 9.9 |
| New Zealand | 23.0 | 2 074.3 | -2 051.3 |
| Niger | 20.5 | 0.2 | 20.3 |
| Nigeria | 156.4 | 2.7 | 153.7 |
| Norway | 138.2 | 5 884.3 | -5 746.1 |
| Oman | 591.0 | 299.5 | 291.5 |
| Pakistan | 130.5 | 3 512.2 | -3 381.7 |
| Panama | 673.6 | 20.7 | 652.9 |
| Paraguay | - | 4 304.4 | -4 304.4 |
| Peru | 15 621.6 | 36 746.5 | -21 124.9 |
| Philippines | 192.4 | 283.9 | -91.5 |
| Puerto Rico | 29.2 | - | 29.2 |
| Qatar | 992.0 | 2 103.5 | -1 111.5 |
| Rwanda | 57.7 | - | 57.7 |
| San Marino | - | 328.2 | -328.2 |
| Saudi Arabia | 17 405.2 | 1 381.3 | 16 023.9 |
| Senegal | 90.4 | - | 90.4 |
| Serbia | 50.2 | 5 223.7 | -5 173.5 |
| Seychelles | - | 341.5 | -341.5 |
| Singapore | 15 383.3 | 13 408.5 | 1 974.8 |
| Somalia | 58.3 | - | 58.3 |
| South Africa | 563.7 | 7 959.5 | -7 395.8 |

*Preliminary data.





NATIONAL STATISTICS OFFICE OF GEORGIA

21.12.2020

| | EXPORTS (FOB) | IMPORTS (CIF) | BALANCE |
|--------------------------|------------------|------------------|--------------|
| Sri Lanka | 7.4 | 2 883.0 | -2 875.6 |
| State of Palestine | 190.9 | - | 190.9 |
| Sudan | 129.2 | 12.9 | 116.4 |
| Suriname | 423.3 | - | 423.3 |
| Switzerland | 93 829.0 | 51 510.2 | 42 318.8 |
| Syrian | 569.8 | 311.9 | 257.8 |
| Taiwan Province of China | 3 386.8 | 9 659.6 | -6 272.9 |
| Tanzania | 7 823.7 | - | 7 823.7 |
| Thailand | 432.1 | 15 262.3 | -14 830.2 |
| Tunisia | 1 399.9 | 78.6 | 1 321.4 |
| Turkey | 171 425.9 | 1 257 916.1 | -1 086 490.2 |
| Uganda | - | 42.1 | -42.1 |
| United Arab Emirates | 27 797.5 | 99 372.0 | -71 574.5 |
| United States | 77 937.3 | 490 462.5 | -412 525.2 |
| Uruguay | 570.6 | 3 039.0 | -2 468.4 |
| Viet Nam | 3 877.4 | 8 365.5 | -4 488.1 |
| Virgin Islands British | - | 313.9 | -313.9 |
| Yemen | 73.9 | - | 73.9 |

*Preliminary data.

21.12.2020

- Sources:**
-  LEPL Revenue Service of Ministry of Finance of Georgia;
 -  Georgian State Electrosystem JSC;
 -  Electrosystem Commercial Operator JSC;
 -  Georgian Gas Transportation Company LTD.

Explanation of symbols:

- Not applicable;
- 0.0 Negligible magnitude;
- * Data are preliminary and subject to revisions;
- ... Data are confidential

Notice:

1. The discrepancy between the totals and the sum in some cases can be explained by using rounded data;
2. Information does not cover the data of Simplified Customs Declarations (Form #4);
3. Information does not cover non-organized trade also occupied territories of Abkhazian Autonomous Republic and Tskhinvali region;
4. According to the international methodology there are some difference in coverage of trade flows between external merchandise trade statistics and customs statistics. Diplomatic temporary transit and analogous goods are excluded from the database of external merchandise trade statistics.

**THE PRELIMINARY DATA WILL BE REVISED ACCORDING TO THE GEOSTAT'S REVISION POLICY
(BASED ON THE REGULAR REVISION PRINCIPLE) AS A RESULT OF ADJUSTING
DATA BY RESPONDENTS/ADMINISTRATIVE SOURCES.**

CONTACT PERSONS:

Maka Kalandarishvili Tel.: (+995 32) 236 72 10 (300)

E-mail: mkalandarishvili@geostat.ge

Mariam Kavelashvili Tel.: (+995 32) 236 72 10 (020)

E-mail: mkavelashvili@geostat.ge