



National Statistics Office of Georgia

**PRODUCER PRICE INDEX FOR INDUSTRIAL
PRODUCTS IN GEORGIA**

2020
NOVEMBER



21.12.2020

www.geostat.ge

21.12.2020

PRODUCER PRICE INDEX FOR INDUSTRIAL PRODUCTS IN GEORGIA

NOVEMBER 2020

In November 2020 the Producer Price Index for Industrial Products increased by 2.4 percent compared to the previous month, while compared to November 2019 the index growth amounted to 10.0 percent.

The prices for **manufactured products** increased by 2.4 percent **compared to October 2020**, resulting in a 1.98 percentage point contribution to the overall monthly PPI change. Within the group noteworthy price increases were registered for food products (3.5 percent) and beverages (2.0 percent). In the same period the prices for **electricity, gas, steam and air conditioning** increased by 2.3 percent contributing 0.22 percentage points to the monthly index change. The prices increased for products from mining and quarrying by 2.0 percent, contributing 0.12 percentage points to the monthly index change.

The annual PPI rate was mainly affected by price changes for the following products:

- **Manufactured products:** the prices increased by 9.4 percent, contributing 7.65 percentage points to the overall annual index growth. There was a notable increase in the prices for the following subgroups: food products (11.3 percent), beverages (8.5 percent) and basic metals products (10.9 percent);
- **Products from mining and quarrying:** the prices were 24.1 percent higher, contributing 1.31 percentage points to the overall annual index change. Within the group the prices were higher for metal ores (33.2 percent);
- **Water supply; sewerage, waste management and remediation services:** the annual price increase amounted to 20.2 percent, which contributed 0.6 percentage points to the annual index growth;
- **Electricity, gas, steam and air conditioning:** the annual price increase amounted to 4.2 percent, which contributed 0.43 percentage points to the annual index growth.

NATIONAL STATISTICS OFFICE OF GEORGIA

21.12.2020

The following table presents the Producer Price Index (compared to the previous month and the corresponding month of the previous year) and the relevant contributions of the products to the changes in the overall index:

PRODUCER PRICE INDEX FOR INDUSTRIAL PRODUCTS IN GEORGIA

NOVEMBER 2020

CODE	GROUPS	OVER OCTOBER 2020	CONTRIBUTIONS* TO MONTHLY CHANGES	OVER NOVEMBER 2019	CONTRIBUTIONS* TO ANNUAL CHANGES
	TOTAL	102.4	2.38	110.0	9.99
B	Mining and quarrying	102.0	0.12	124.1	1.31
05	Coal and lignite	100.0	0.00	50.5	-0.07
06	Crude petroleum and natural gas	100.0	0.00	62.1	-0.07
07	Metal ores	102.6	0.12	133.2	1.32
08	Other mining and quarrying products	100.1	0.00	107.9	0.13
C	Manufactured products	102.4	1.98	109.4	7.65
10	Food products	103.5	0.91	111.3	2.92
11	Beverages	102.0	0.35	108.5	1.50
12	Tobacco products	100.0	0.00	100.0	0.00
13	Textiles	102.1	0.01	106.9	0.02
14	Wearing apparel	100.3	0.00	104.8	0.06
15	Leather and related products	98.4	0.00	103.9	0.00
16	Wood and of products of wood and cork, except furniture; articles of straw and plaiting materials	96.8	-0.02	97.1	-0.05
17	Paper and paper products	100.1	0.00	97.8	-0.18
18	Printing and recording services	113.5	0.20
19	Coke and refined petroleum products	98.2	0.00	67.9	-0.06
20	Chemicals and chemical products	100.4	0.01	93.6	-0.21
21	Basic pharmaceutical products and pharmaceutical preparations	100.7	0.01	125.7	0.37
22	Rubber and plastic products	100.5	0.01	103.2	0.07
23	Other non-metallic mineral products	102.6	0.19	109.6	0.68
24	Basic metals	102.1	0.27	110.9	1.37

* Individual contributions may not sum up to the total changes in the index due to rounding.

NATIONAL STATISTICS OFFICE OF GEORGIA

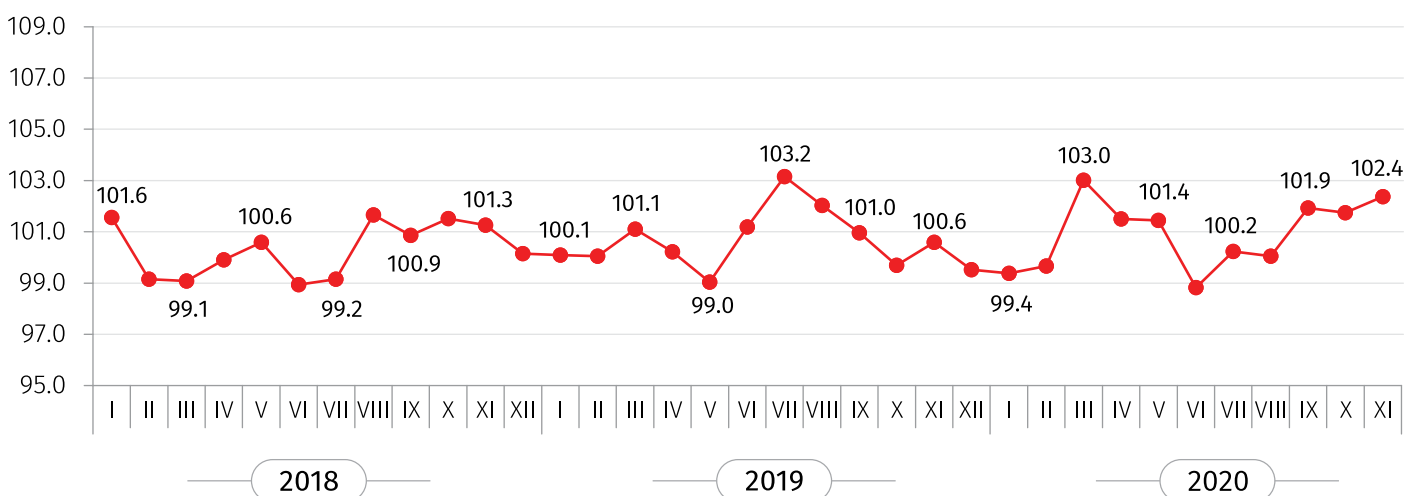
21.12.2020

CODE	GROUPS	OVER OCTOBER 2020	CONTRIBUTIONS* TO MONTHLY CHANGES	OVER NOVEMBER 2019	CONTRIBUTIONS* TO ANNUAL CHANGES
25	Fabricated metal products, except machinery and equipment	101.6	0.03	111.0	0.20
27	Computer, electronic and optical products	100.9	0.01	107.4	0.05
28	Electrical equipment	104.9	0.01	113.7	0.05
30	Other transport equipment	100.0	0.00
31	Furniture	100.1	0.00	101.8	0.02
32	Other manufactured goods	99.7	0.00	103.8	0.01
33	Repair and installation services of machinery and equipment	100.0	0.00
D	Electricity, gas, steam and air conditioning	102.3	0.22	104.2	0.43
35	Electricity, gas, steam and air conditioning	102.3	0.22	104.2	0.43
E	Water supply; sewerage, waste management and remediation services	101.6	0.05	120.2	0.60
36	Natural water; water treatment and supply services	100.0	0.00	100.0	0.00
38	Waste collection, treatment and disposal services; materials recovery services	103.4	0.05	92.3	0.60

* Individual contributions may not sum up to the total changes in the index due to rounding.

PRODUCER PRICE INDEX FOR INDUSTRIAL PRODUCTS

(PREVIOUS MONTH=100)

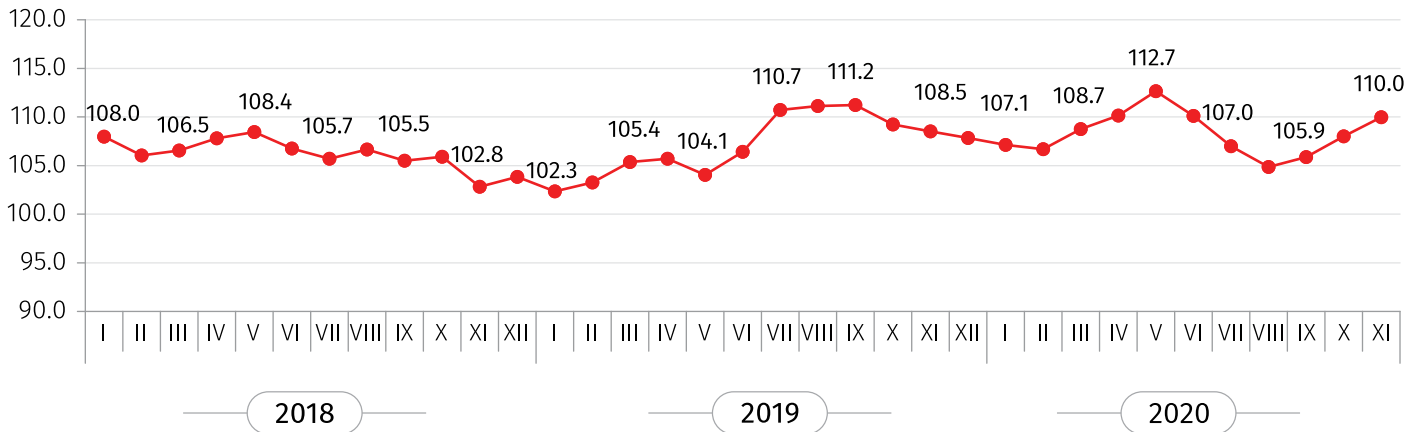


NATIONAL STATISTICS OFFICE OF GEORGIA

21.12.2020

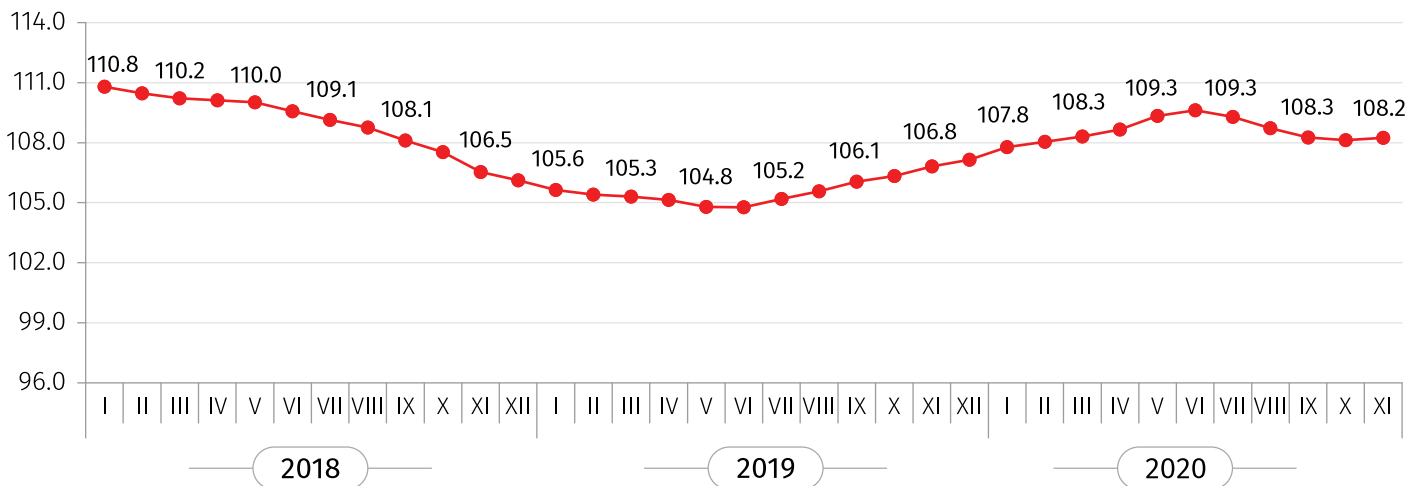
PRODUCER PRICE INDEX FOR INDUSTRIAL PRODUCTS

(THE SAME MONTH OF THE PREVIOUS YEAR =100)



PRODUCER PRICE INDEX FOR INDUSTRIAL PRODUCTS

(12 MONTH AVERAGE OVER THE PREVIOUS 12 MONTH AVERAGE)



CONTACT PERSON:

Giorgi Tetrauli, Tel: (+995 32) 236 72 10 (400) E-mail: gtetrauli@geostat.ge