



National Statistics Office of Georgia

**SURVEY RESULTS FOR LIVESTOCK  
SLAUGHTERHOUSES, GRAIN STORAGE  
ELEVATORS AND COLD STORAGE FACILITIES**

**2020**  
IV QUARTER



17.02.2021

[www.geostat.ge](http://www.geostat.ge)

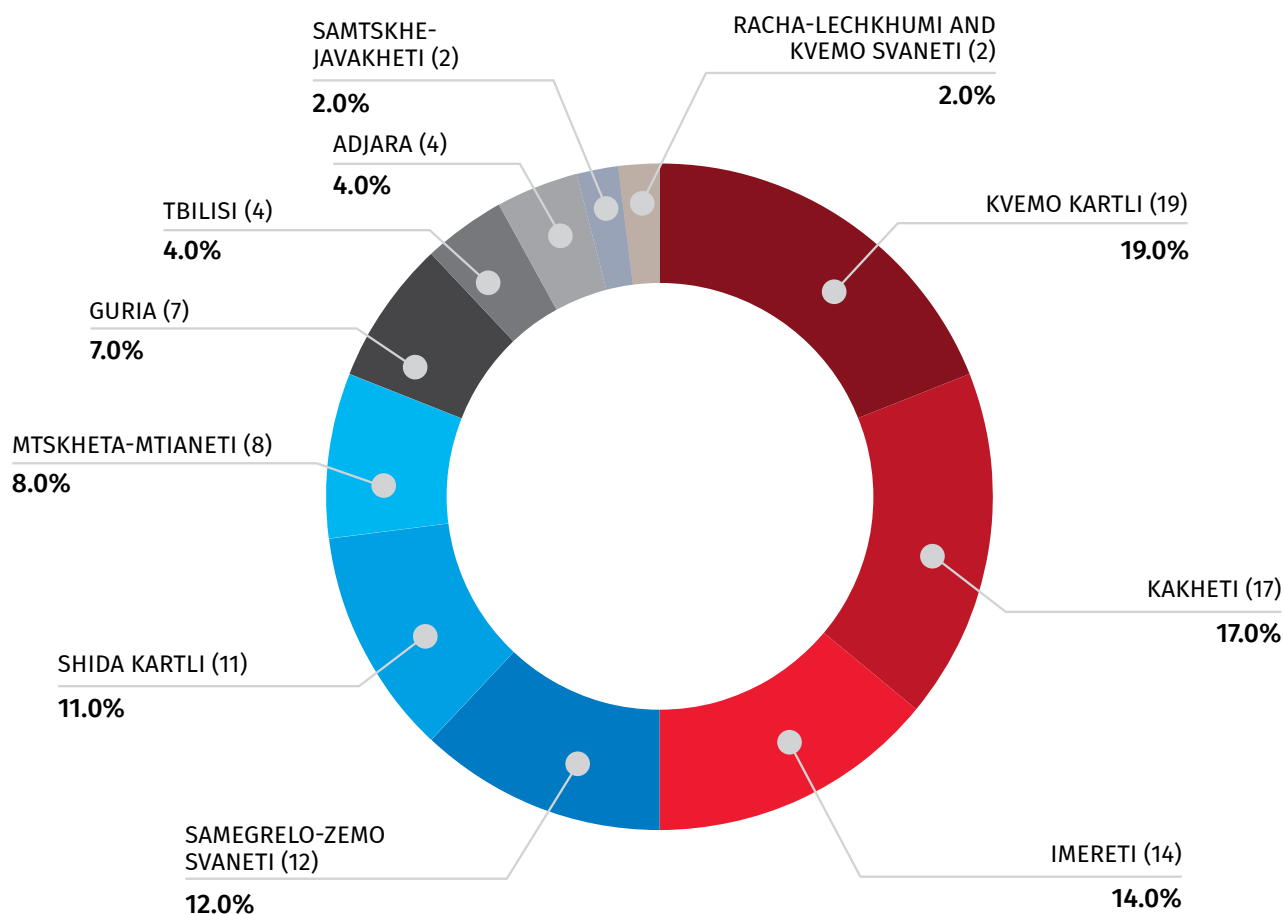
17.02.2021

**SURVEY RESULTS FOR LIVESTOCK SLAUGHTERHOUSES,  
ELEVATORS AND COLD STORAGE FACILITIES  
(IV QUARTER, 2020)**

**SLAUGHTERHOUSES**

In the IV quarter of 2020 the number of active livestock and poultry slaughterhouses was 100 in Georgia, 19.0 percent of which were located in Kvemo Kartli region, 17.0 percent – in Kakheti region, 14.0 percent in Imereti region, 12.0 percent in Samegrelo-Zemo Svaneti region, 11.0 percent – in Shida Kartli region, and remained 25.0 percent in other regions:

**ACTIVE LIVESTOCK AND POULTRY SLAUGHTERHOUSES IN GEORGIA BY REGIONS,  
IV QUARTER, 2020**



17.02.2021

In IV quarter of 2020 the 71.8 thousand livestock were slaughtered in the slaughterhouses according to survey results, 37.7 percent of which were cattle and 62.3 percent – sheep, goat, pig etc. In addition, the number of poultry slaughtered in slaughterhouses during the reporting period amounted to 3 281.5 thousand.

9 460.7 tons of meat were produced by slaughterhouses (i.e. slaughtered weight, including poultry meat) during the IV quarter of 2020, 30.0 percent of which is beef, 47.8 percent – poultry meat, 21.5 percent – pork, 0.6 percent – sheep and goat meat, while the share of other is not significant.

The service was provided to 6.7 thousand persons, 38.7 percent of which were households. The monthly average number of people employed in slaughterhouses equaled 863 persons.

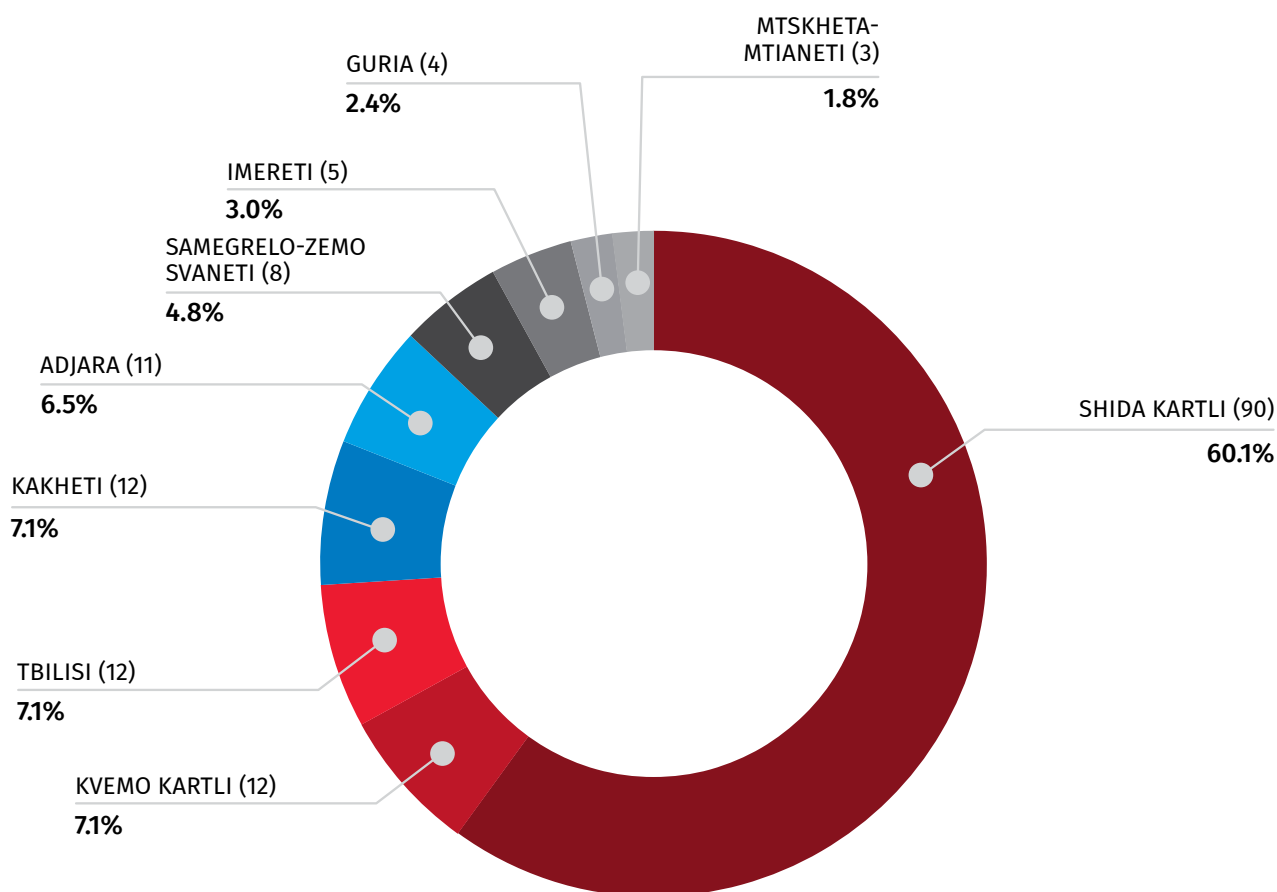
The average cost of the service of slaughtering per each livestock made up: slaughtering cattle – 27.6 GEL, sheep or goat – 12.1 GEL, and pig – 25.1 GEL.

17.02.2021

## COLD STORAGE FACILITIES

In the IV quarter of 2020, 168 cold storage facilities were active in Georgia, most of them were located in Shida Kartli region (60.1 percent). Active cold storage facilities are also located in Kvemo Kartli region (7.1 percent), Tbilisi (7.1 percent), Kakheti region (7.1 percent), Adjara AR (6.5 percent), Samegrelo-Zemo Svaneti region (4.8 percent), Imereti region (3.0 percent), Guria region (2.4 percent) and Mtskheta-Mtianeti region (1.8 percent):

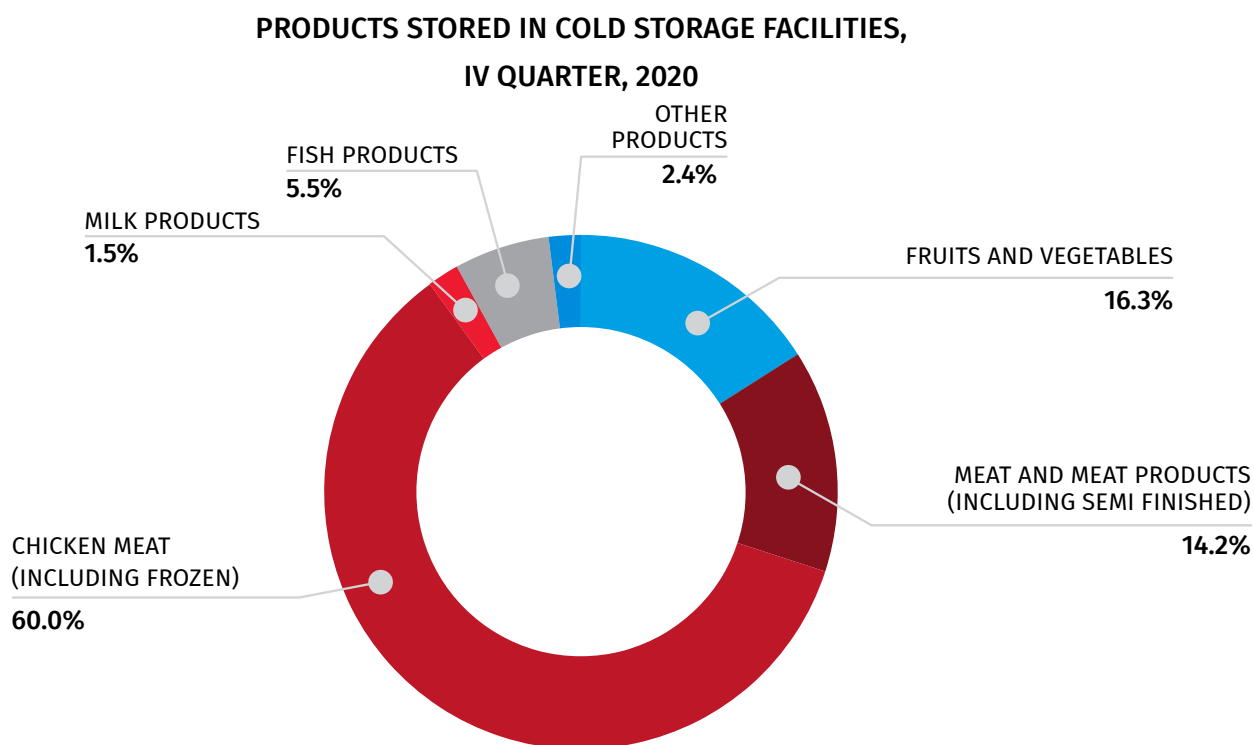
**ACTIVE COLD STORAGE FACILITIES IN GEORGIA BY REGIONS,  
IV QUARTER, 2020**



In the IV quarter of 2020, the service was provided to 239 customers. The number of producers and resellers, from whom the product was purchased, totaled 587, while the annual average number of employed persons in cold storage facilities totaled 1241.

17.02.2021

In the IV quarter of 2020, 77.5 thousand tons of products were stored in cold storage facilities, 60.0 percent of which was chicken meat (including frozen meat), 16.3 percent – fruit and vegetable, 14.2 percent–meat and meat products (including semi-finished products), 5.5 percent – fish, while remaining products had a small share:



In the IV quarter of 2020, 8.6 thousand tonnes of products were purchased for the further realization by cold storage facilities. The service fee amounted to 5.2 million Gel.

In the IV quarter of 2020, products (10.9 thousand tones) of 54.9 million Gel were sold by cold storage facilities, Of which the value of imported products accounted 45.9 percent, local (own) products – 29.4 percent. Herewith, 80.3 percent of local (own) products sold by cold storage facilities was chicken meat. Significant share of imported products was meat and meat products (including semi-finished products) (36.2 percent), Chicken meat (including frozen) (35.8 percent and fish (20.9 percent).

From the products sold by cold storage facilities, fish products, fruits, vegetables and chicken meat were sold on the foreign market.

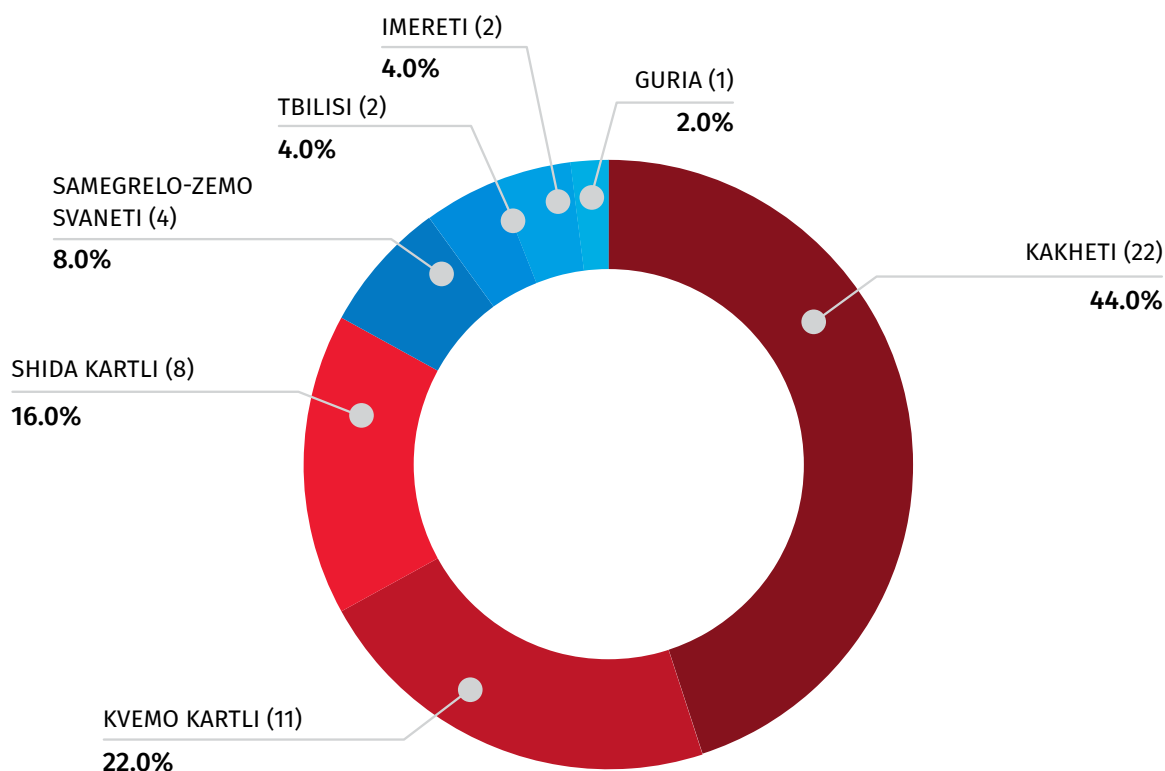
According to the survey results, the daily average load per storage (out of total storage capacity in percent) was 61.0 percent in October, 63.6 percent in November and 60.1 percent in December.

17.02.2021

ELEVATORS

In the IV quarter of 2020, 50 elevators were active in Georgia, most of them were located in Kakheti (44.0 percent). 22.0 percent of active elevators are located in Kvemo Kartli region, 16.0 percent - in Shida Kartli, 8.0 percent-in Samegrelo-Zemo Svaneti region, 4.0 percent - in Tbilisi, 4.0 percent-in Imereti and 2.0 percent – in Guria region:

**ACTIVE ELEVATORS IN GEORGIA BY REGIONS,  
IV QUARTER, 2020**

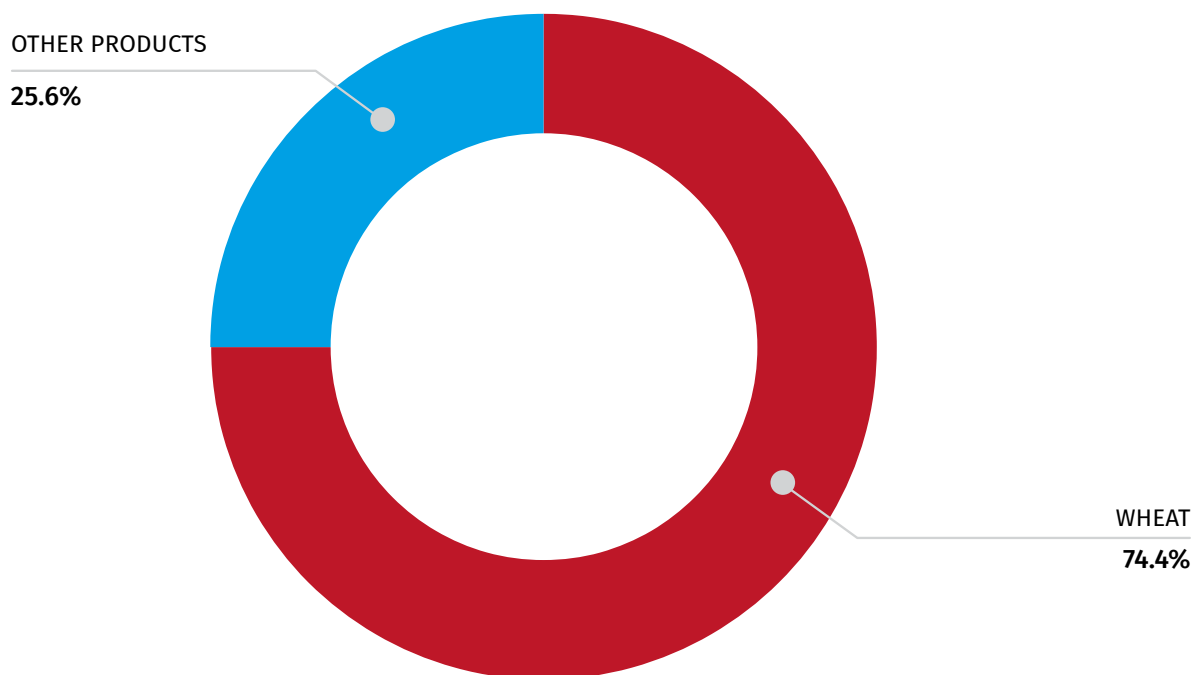


In the IV quarter of 2020, the number of producers and resellers, from whom the product was purchased, totaled 106, while the annual average number of employed persons in cold storage facilities equaled 923.

In the IV quarter of 2020, 144.7 thousand tons of products were stored in cold storage facilities, 74.4 percent of which was wheat, other products (maize, barley, bran, malt etc.) had a small share:

17.02.2021

PRODUCTS STORED IN ELEVATORS,  
IV QUARTER, 2020



In the IV quarter of 2020, 1071 thousand tones of products 105.3 million GEL was sold by elevators, 52.5 percent of which was local (own) production.

The biggest share of local (own) production by its volume and cost was wheat flour, which was 81.1 percent of sold local production.

According to survey results, in July average daily load of elevator storages (out of total capacity of storages in percent) amounted to 38.9 percent in October, 34.6 percent in November and 33.0 percent in December.

National Statistics Office of Georgia

**CONTACT PERSONS:**

David Kupatadze, Tel: 2 36 72 10 (200), E-mail: [dkupatadze@geostat.ge](mailto:dkupatadze@geostat.ge)

Mariam Kavelashvili, Tel: 2 36 72 10 (020), E-mail: [mkavelashvili@geostat.ge](mailto:mkavelashvili@geostat.ge)