



National Statistics Office of Georgia

**PRODUCER PRICE INDEX FOR INDUSTRIAL
PRODUCTS IN GEORGIA**

2021
JANUARY



19.02.2021

www.geostat.ge

19.02.2021

PRODUCER PRICE INDEX FOR INDUSTRIAL PRODUCTS IN GEORGIA

JANUARY 2021

In January 2021 the Producer Price Index for Industrial Products increased by 2.8 percent compared to the previous month, while compared to January 2020 the index growth amounted to 15.6 percent.

The prices for **manufactured products** increased by 2.5 percent **compared to December 2020**, resulting in a 1.96 percentage point contribution to the overall monthly PPI change. Within the group noteworthy price increases were registered for beverages (3.1 percent) and basic metals (9.4 percent). In the same period the prices for **electricity, gas, steam and air conditioning** increased by 15.2 percent contributing 1.64 percentage points to the monthly index change. The prices decreased for **products from mining and quarrying** by 13.0 percent, contributing -0.95 percentage points to the monthly index change.

The **annual PPI** rate was mainly affected by price changes for the following products:

- **Manufactured products:** the prices increased by 14.9 percent, contributing 12.05 percentage points to the overall annual index growth. There was a notable increase in the prices for the following subgroups: food products (14.9 percent), beverages (9.1 percent) and basic metals (30.9 percent);
- **Electricity, gas, steam and air conditioning:** the annual price increase amounted to 20.9 percent, which contributed 2.34 percentage points on the annual index growth;
- **Water supply; sewerage, waste management and remediation services:** the annual price increase amounted to 27.8 percent, which contributed 0.82 percentage points on the annual index growth;
- **Products from mining and quarrying:** the prices were 10.1 percent higher, contributing 0.41 percentage points to the overall annual index change. Within the group the prices were higher for metal ores (13.6 percent).

NATIONAL STATISTICS OFFICE OF GEORGIA

19.02.2021

The following table presents the Producer Price Index (compared to the previous month and the corresponding month of the previous year) and the relevant contributions of the products to the changes in the overall index:

PRODUCER PRICE INDEX FOR INDUSTRIAL PRODUCTS IN GEORGIA JANUARY 2021

CODE	GROUPS	OVER DECEMBER 2020	CONTRIBUTIONS* TO MONTHLY CHANGES	OVER JANUARY 2020	CONTRIBUTIONS* TO MONTHLY CHANGES
	TOTAL	102.8	2.84	115.6	15.62
B	Mining and quarrying	87.0	-0.95	110.1	0.41
05	Coal and lignite	100.0	0.00	51.0	-0.07
06	Crude petroleum and natural gas	100.0	0.00	69.5	-0.06
07	Metal ores	82.2	-0.96	113.6	0.47
08	Other mining and quarrying products	100.8	0.01	105.1	0.06
C	Manufactured products	102.5	1.96	114.9	12.05
10	Food products	100.9	0.16	114.9	3.86
11	Beverages	103.1	0.60	109.1	1.72
12	Tobacco products	100.0	0.00	100.0	0.00
13	Textiles	100.8	0.00	110.8	0.03
14	Wearing apparel	100.0	0.00	106.3	0.09
15	Leather and related products	100.1	0.00	103.8	0.00
16	Wood and of products of wood and cork, except furniture; articles of straw and plaiting materials	98.8	-0.01	107.6	0.05
17	Paper and paper products	99.9	0.00	104.0	0.03
18	Printing and recording services	105.4	0.06	194.9	0.90
19	Coke and refined petroleum products	109.3	0.04	85.6	-0.01
20	Chemicals and chemical products	100.1	0.00	103.8	0.12
21	Basic pharmaceutical products and pharmaceutical preparations	93.3	-0.13	106.4	0.08
22	Rubber and plastic products	99.4	-0.02	104.7	0.11
23	Other non-metallic mineral products	101.2	0.12	113.1	0.98
24	Basic metals	109.4	1.04	130.9	3.57

* Individual contributions may not sum up to the total changes in the index due to rounding.

NATIONAL STATISTICS OFFICE OF GEORGIA

19.02.2021

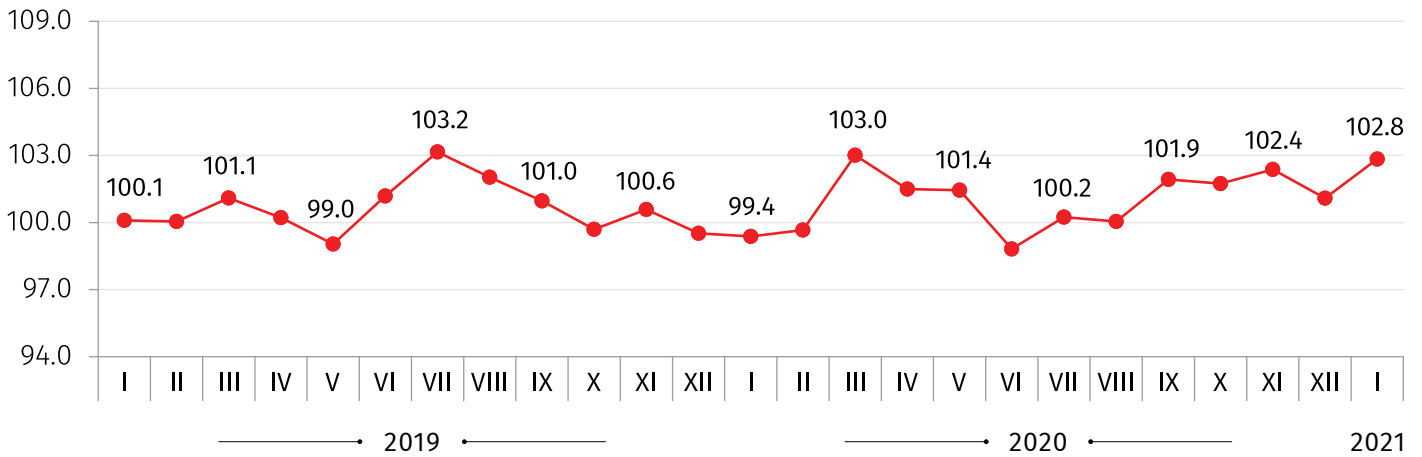
CODE	GROUPS	OVER DECEMBER 2020	CONTRIBUTIONS* TO MONTHLY CHANGES	OVER JANUARY 2020	CONTRIBUTIONS* TO MONTHLY CHANGES
25	Fabricated metal products, except machinery and equipment	104.1	0.09	120.3	0.39
27	Computer, electronic and optical products	99.0	-0.01	106.7	0.04
28	Electrical equipment	115.5	0.02	124.6	0.04
30	Other transport equipment	100.0	0.00	100.0	0.00
31	Furniture	100.1	0.00	101.7	0.02
32	Other manufactured goods	100.0	0.00	104.0	0.01
33	Repair and installation services of machinery and equipment	100.0	0.00	101.5	0.01
D	Electricity, gas, steam and air conditioning	115.2	1.64	120.9	2.34
35	Electricity, gas, steam and air conditioning	115.2	1.64	120.9	2.34
E	Water supply; sewerage, waste management and remediation services	106.4	0.19	127.8	0.82
36	Natural water; water treatment and supply services	108.5	0.19	108.5	0.21
38	Waste collection, treatment and disposal services; materials recovery services	100.0	0.00	153.6	0.61

* Individual contributions may not sum up to the total changes in the index due to rounding.

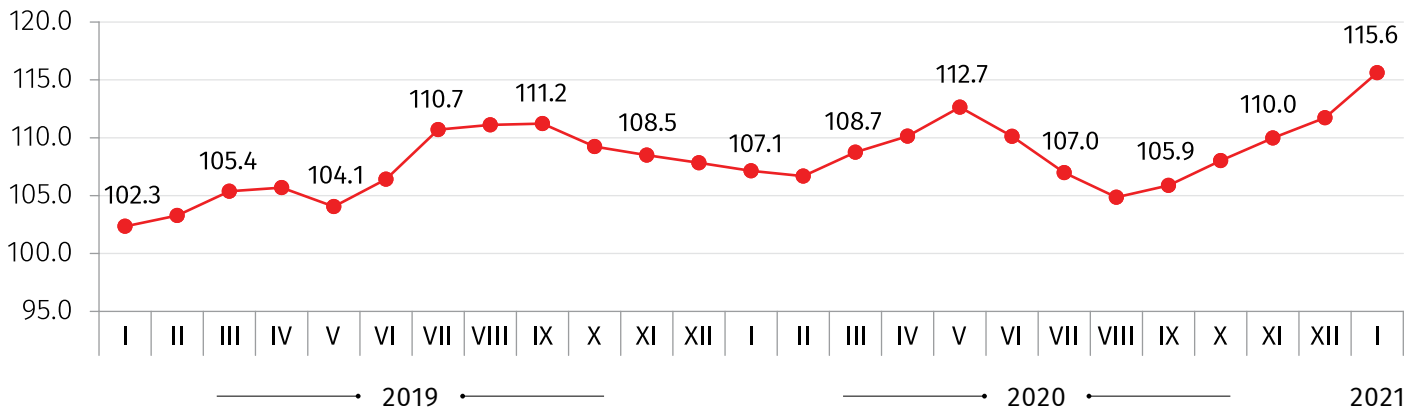
NATIONAL STATISTICS OFFICE OF GEORGIA

19.02.2021

PRODUCER PRICE INDEX FOR INDUSTRIAL PRODUCTS (PREVIOUS MONTH=100)



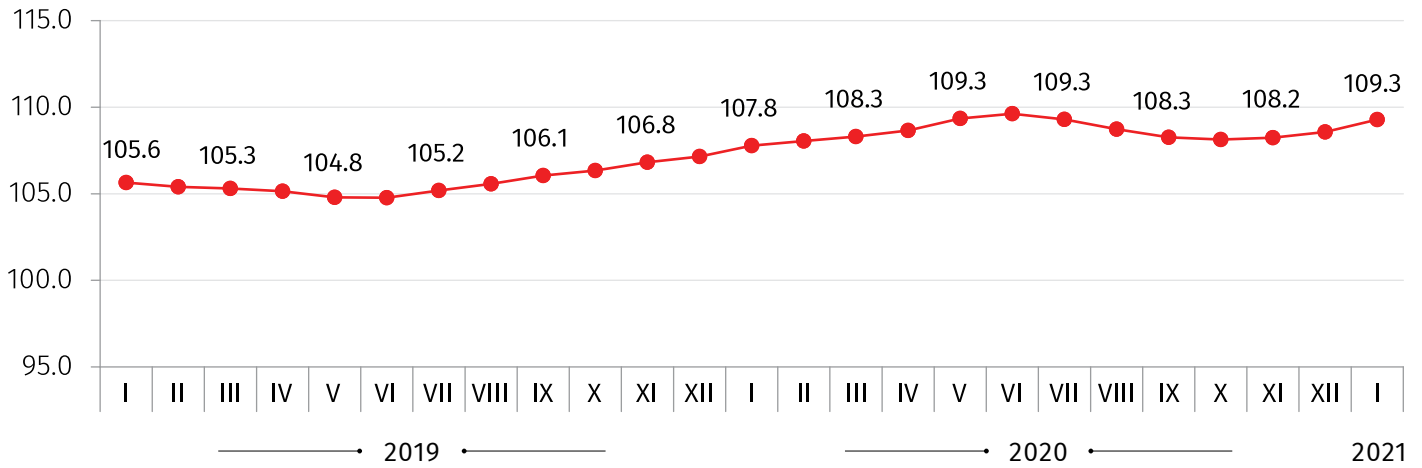
PRODUCER PRICE INDEX FOR INDUSTRIAL PRODUCTS (THE SAME MONTH OF THE PREVIOUS YEAR =100)



NATIONAL STATISTICS OFFICE OF GEORGIA

19.02.2021

PRODUCER PRICE INDEX FOR INDUSTRIAL PRODUCTS (12 MONTH AVERAGE OVER THE PREVIOUS 12 MONTH AVERAGE)



CONTACT PERSON:

Giorgi Tetrauli

Tel: (+995 32) 236 72 10 (400).

E-mail: gtetrauli@geostat.ge