



National Statistics Office of Georgia

**PRODUCER PRICE INDEX FOR INDUSTRIAL
PRODUCTS IN GEORGIA**

2021
FEBRUARY



19.03.2021

www.geostat.ge

19.03.2021

PRODUCER PRICE INDEX FOR INDUSTRIAL PRODUCTS IN GEORGIA

FEBRUARY 2021

In February 2021 the Producer Price Index for Industrial Products increased by 0.7 percent compared to the previous month, while compared to February 2020 the index growth amounted to 16.9 percent.

The prices for **manufactured products** increased by 0.7 percent **compared to January 2021**, resulting in a 0.56 percentage point contribution to the overall monthly PPI change. Within the group noteworthy price increases were registered for beverages (0.7 percent) and other non-metallic mineral products (1.7 percent). In the same period the prices for **products from mining and quarrying** increased by 2.5 percent, contributing 0.15 percentage points to the monthly index change. The prices increased for **electricity, gas, steam and air conditioning** by 0.3 percent, contributing 0.03 percentage points to the monthly index change.

The **annual PPI** rate was mainly affected by price changes for the following products:

- **Manufactured products:** the prices increased by 16.2 percent, contributing 13.06 percentage points to the overall annual index growth. There was a notable increase in the prices for the following subgroups: food products (14.3 percent), beverages (11.2 percent) and basic metals (30.5 percent);
- **Electricity, gas, steam and air conditioning:** the annual price increase amounted to 22.3 percent, which contributed 2.48 percentage points to the annual index growth;
- **Water supply; sewerage, waste management and remediation services:** the annual price increase amounted to 27.5 percent, which contributed 0.81 percentage points to the annual index growth;
- **Products from mining and quarrying:** the prices were 11.6 percent higher, contributing 0.53 percentage points to the overall annual index change. Within the group the prices were higher for metal ores (12.8 percent).

NATIONAL STATISTICS OFFICE OF GEORGIA

19.03.2021

The following table presents the Producer Price Index (compared to the previous month and the corresponding month of the previous year) and the relevant contributions of the products to the changes in the overall index:

PRODUCER PRICE INDEX FOR INDUSTRIAL PRODUCTS IN GEORGIA FEBRUARY 2021

CODE	GROUPS	OVER JANUARY 2021	CONTRIBUTIONS* TO MONTHLY CHANGES	OVER FEBRUARY 2020	CONTRIBUTIONS* TO MONTHLY CHANGES
	TOTAL	100.7	0.74	116.9	16.88
B	Mining and quarrying	102.5	0.15	111.6	0.53
05	Coal and lignite	100.0	0.00	51.0	-0.07
06	Crude petroleum and natural gas	148.2	0.11	114.9	0.09
07	Metal ores	100.6	0.03	112.8	0.45
08	Other mining and quarrying products	101.3	0.02	104.1	0.06
C	Manufactured products	100.7	0.56	116.2	13.06
10	Food products	100.2	0.03	114.3	3.72
11	Beverages	100.7	0.13	111.2	2.12
12	Tobacco products	100.0	0.00	100.0	0.00
13	Textiles	101.0	0.00	107.3	0.02
14	Wearing apparel	99.8	0.00	105.8	0.08
15	Leather and related products	100.0	0.00	103.0	0.00
16	Wood and of products of wood and cork, except furniture; articles of straw and plaiting materials	101.3	0.01	106.6	0.05
17	Paper and paper products	101.2	0.01	106.7	0.05
18	Printing and recording services	114.4	0.15	219.0	1.07
19	Coke and refined petroleum products	102.6	0.01	92.7	0.02
20	Chemicals and chemical products	101.5	0.05	105.3	0.18
21	Basic pharmaceutical products and pharmaceutical preparations	108.6	0.15	119.0	0.30
22	Rubber and plastic products	101.7	0.05	107.6	0.19
23	Other non-metallic mineral products	101.7	0.17	114.6	1.16
24	Basic metals	98.0	-0.24	130.5	3.52

* Individual contributions may not sum up to the total changes in the index due to rounding.

NATIONAL STATISTICS OFFICE OF GEORGIA

19.03.2021

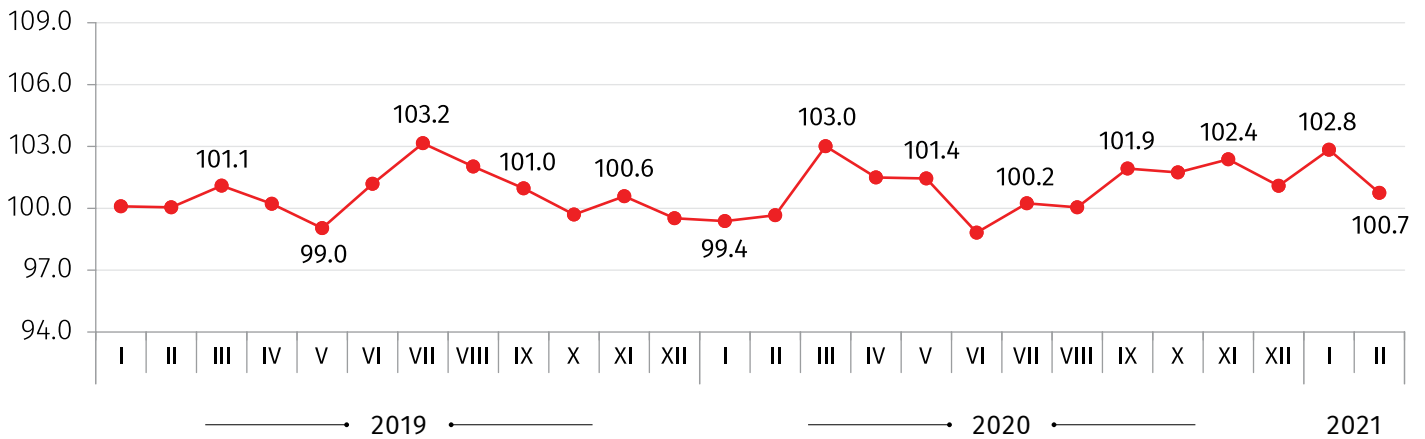
CODE	GROUPS	OVER JANUARY 2021	CONTRIBUTIONS* TO MONTHLY CHANGES	OVER FEBRUARY 2020	CONTRIBUTIONS* TO MONTHLY CHANGES
25	Fabricated metal products, except machinery and equipment	101.1	0.02	121.1	0.41
27	Computer, electronic and optical products	98.5	-0.01	115.8	0.09
28	Electrical equipment	101.3	0.00	126.1	0.04
30	Other transport equipment	100.0	0.00	100.0	0.00
31	Furniture	99.7	0.00	101.5	0.02
32	Other manufactured goods	100.0	0.00	104.0	0.01
33	Repair and installation services of machinery and equipment	100.0	0.00	101.5	0.01
D	Electricity, gas, steam and air conditioning	100.3	0.03	122.3	2.48
35	Electricity, gas, steam and air conditioning	100.3	0.03	122.3	2.48
E	Water supply; sewerage, waste management and remediation services	100.0	0.00	127.5	0.81
36	Natural water; water treatment and supply services	100.0	0.00	108.5	0.21
38	Waste collection, treatment and disposal services; materials recovery services	100.0	0.00	152.6	0.60

* Individual contributions may not sum up to the total changes in the index due to rounding.

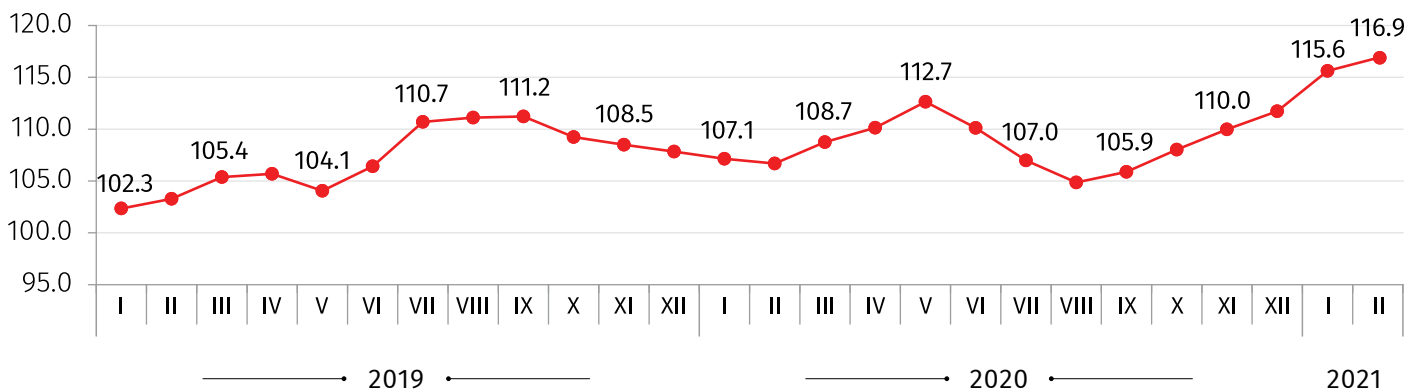
NATIONAL STATISTICS OFFICE OF GEORGIA

19.03.2021

PRODUCER PRICE INDEX FOR INDUSTRIAL PRODUCTS (PREVIOUS MONTH=100)



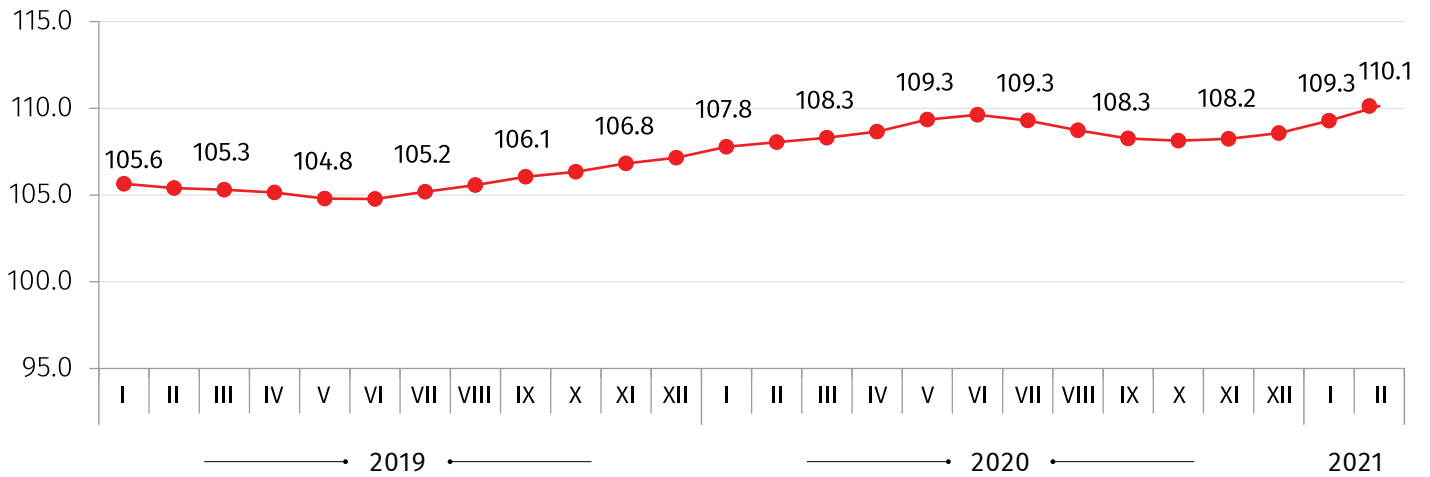
PRODUCER PRICE INDEX FOR INDUSTRIAL PRODUCTS (THE SAME MONTH OF THE PREVIOUS YEAR =100)



NATIONAL STATISTICS OFFICE OF GEORGIA

19.03.2021

PRODUCER PRICE INDEX FOR INDUSTRIAL PRODUCTS (12 MONTH AVERAGE OVER THE PREVIOUS 12 MONTH AVERAGE)



CONTACT PERSON:

Giorgi Tetrauli

Tel: (+995 32) 236 72 10 (400).

E-mail: gtetrauli@geostat.ge