



National Statistics Office of Georgia

**SUMMARY OF VITAL STATISTICS
IN GEORGIA
2020**



30.03.2021

www.geostat.ge

30.03.2021

SUMMARY OF VITAL STATISTICS
(BIRTHS, DEATHS, MARRIAGES, DIVORCES, 2020)¹

BIRTHS

The number of live births equaled 46 520 in 2020 (24 289 boys and 22 231 girls), registering a 3.7 percent decrease from the previous year.

TABLE №1

NUMBER OF LIVE BIRTHS BY SEX

YEAR	BOTH SEXES	MALES	FEMALES	SEX RATIO AT BIRTH
2019	48 296	25 029	23 267	107.6
2020	46 520	24 289	22 231	109.3

In 2020, the largest number of live births was recorded in Tbilisi (15 271) while the smallest – in Racha-Lechkhumi and Kvemo Svaneti Region (259).

TABLE №2

NUMBER OF LIVE BIRTHS BY REGIONS

REGION	2019	2020
GEORGIA	48 296	46 520
Tbilisi	16 022	15 271
Adjara A.R.	5 703	5 599
Guria	1 174	1 075
Imereti	6 040	5 873
Kakheti	3 872	3 828
Mtskheta-Mtianeti	946	926
Racha-Lechkhumi and Kvemo Svaneti	284	259
Samegrelo-Zemo Svaneti	3 473	3 286
Samtskhe-Javakheti	1 904	1 912
Kvemo Kartli	5 845	5 530
Shida Kartli	3 033	2 961

¹ Not including occupied territories

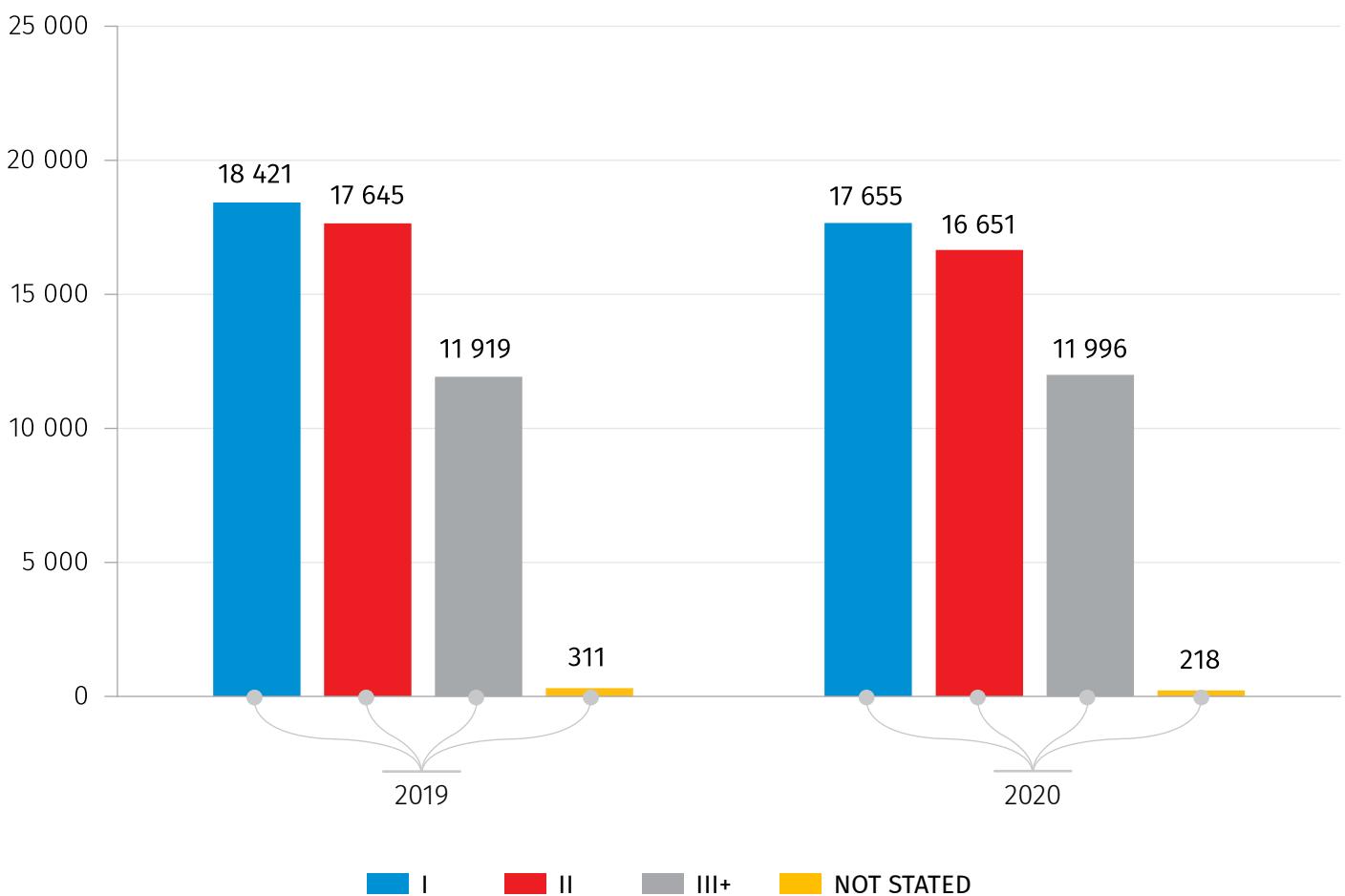
NATIONAL STATISTICS OFFICE OF GEORGIA

30.03.2021

Compared to 2019, in 2020 the share of the first order births in total live births remained almost unchanged and equaled 38.0 percent. The share of the second child decreased from 36.5 percent to 35.8, while the share of the third and next order births increased from 24.7 percent to 25.8 percent.

CHART №1

NUMBER OF LIVE BIRTHS BY ORDER

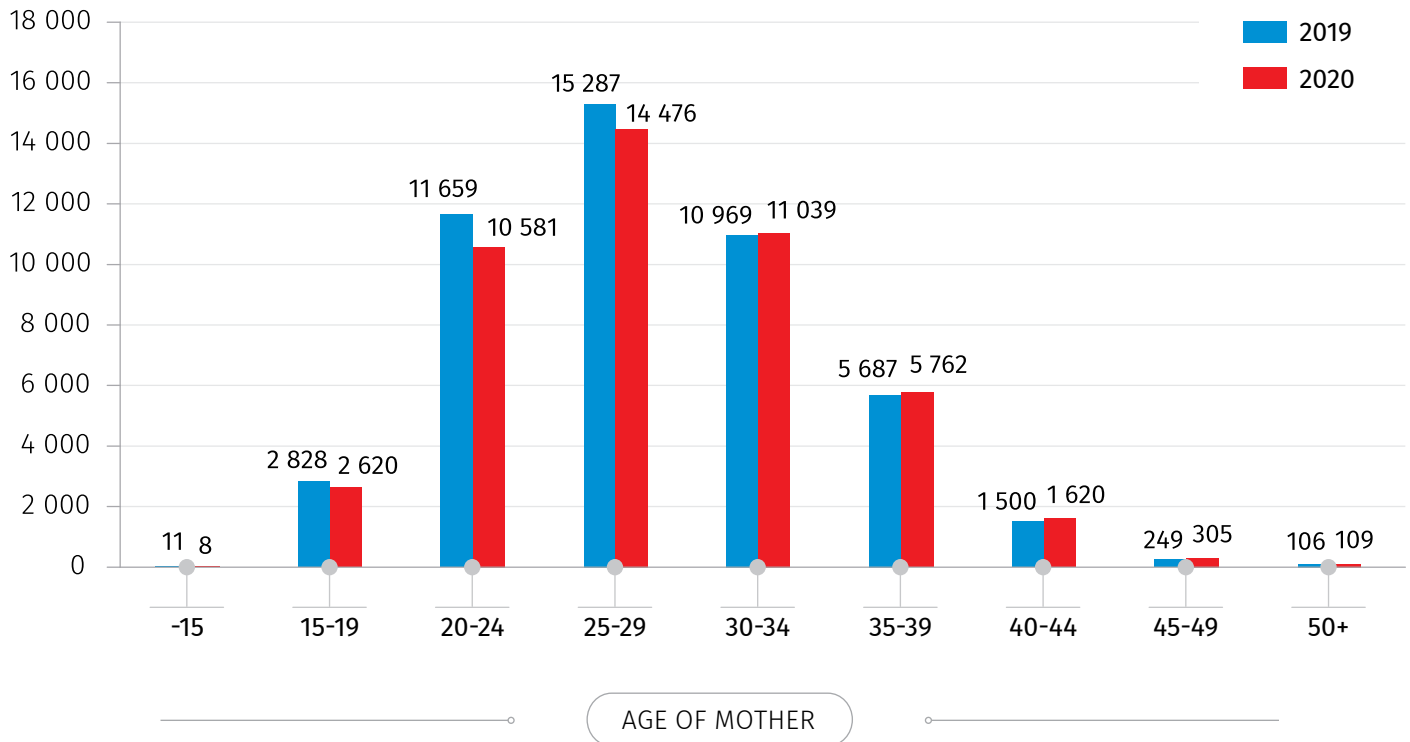


Compared to 2019, in 2020 the share of births for women aged less than 25 declined from 30 percent to 28.4 percent, while increasing for women aged 40 years and older (from 3.8 percent to 4.4 percent), and women aged 25-39 (from 66.1 percent to 67.2 percent).

30.03.2021

CHART №2

NUMBER OF LIVE BIRTHS BY AGE OF MOTHER



The mean age of mothers at first birth equaled 25.8 years.

NATIONAL STATISTICS OFFICE OF GEORGIA

30.03.2021

DEATHS²

In 2020, the number of deaths increased by 8.3 percent in annual terms and totaled 50 537 persons. The largest number of deaths was recorded in Tbilisi (13 878) while the smallest – in Racha-Lechkhumi and Kvemo Svaneti Region (764).

TABLE №3

NUMBER OF DEATHS BY REGIONS

REGION	2019	2020
GEORGIA	46 659	50 537
Tbilisi	12 549	13 878
Adjara A.R.	3 370	4 253
Guria	1 749	1 774
Imereti	8 008	8 589
Kakheti	4 520	4 544
Mtskheta-Mtianeti	1 311	1 409
Racha-Lechkhumi and Kvemo Svaneti	686	764
Samegrelo-Zemo Svaneti	4 874	4 946
Samtskhe-Javakheti	1 945	2 055
Kvemo Kartli	4 372	4 892
Shida Kartli	3 275	3 433

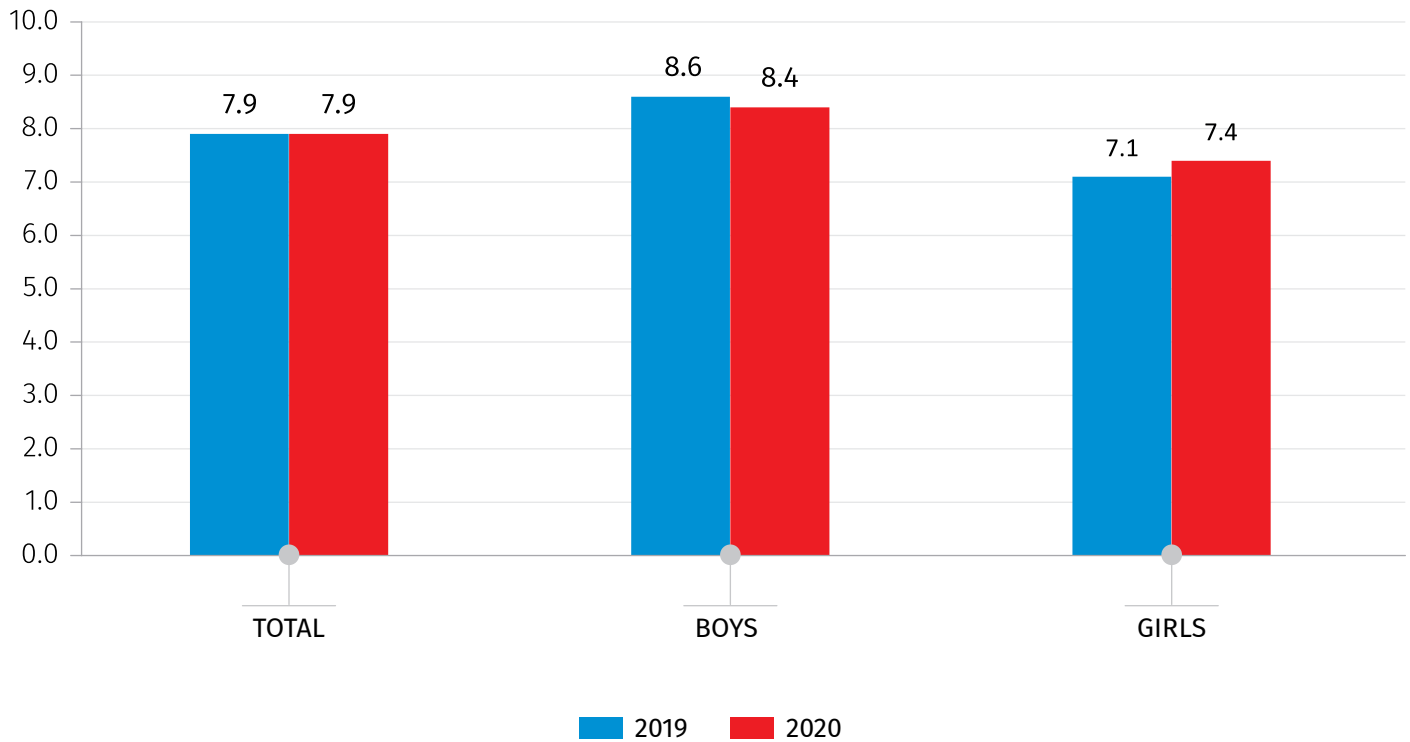
According to the 2020 data, infant mortality rate (per 1 000 live births) equaled 7.9 ‰.

²According to the Statistical Work Programme 2021, number of Deaths by Causes (2020) will be published by the end of June, 2021.

30.03.2021

CHART №3

INFANT MORTALITY RATE BY SEX (INFANT DEATHS PER 1 000 LIVE BIRTHS)



The under-5 mortality rate (per 1 000 live births) in 2020, totaled 9.3‰.

NATIONAL STATISTICS OFFICE OF GEORGIA

30.03.2021

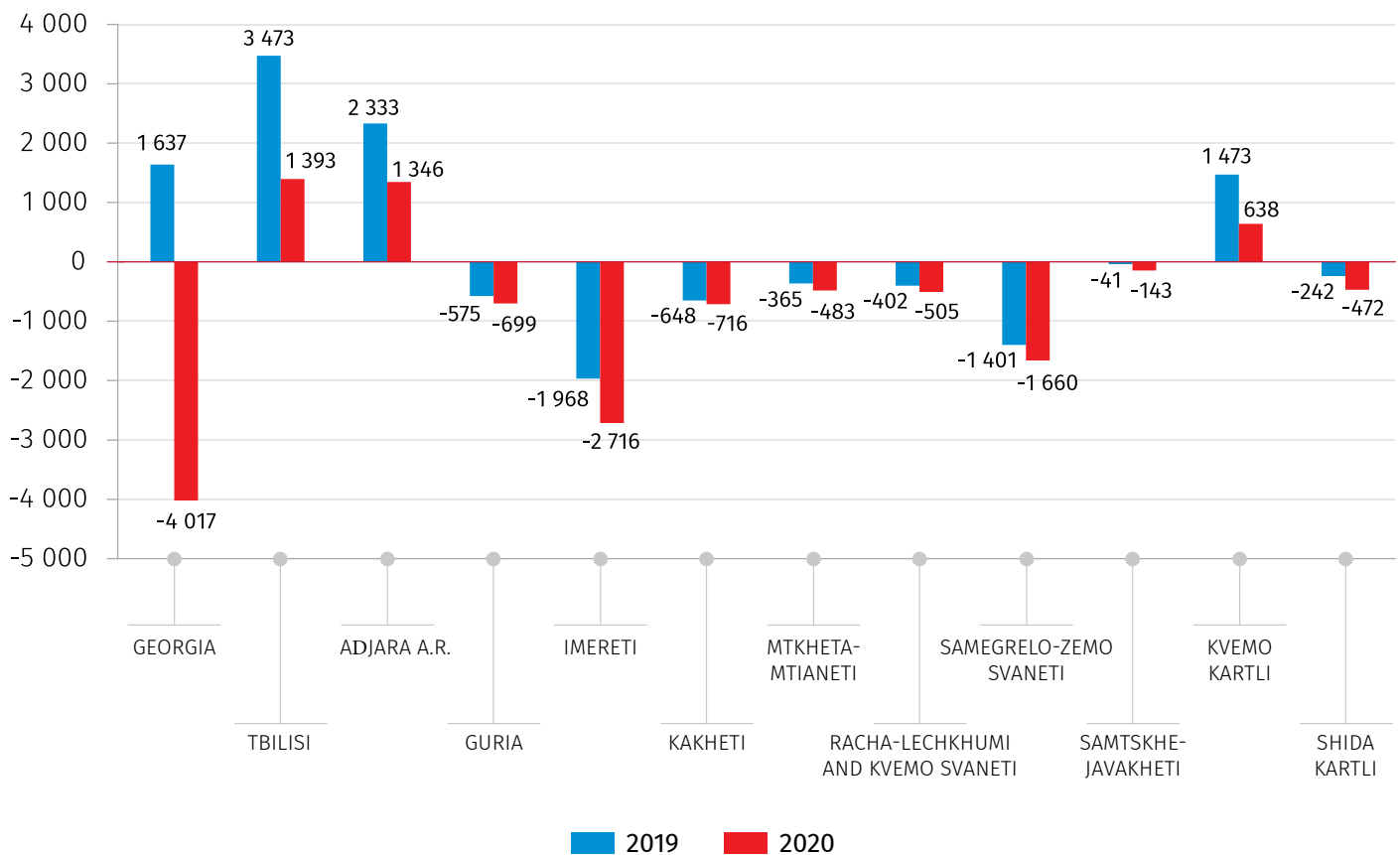
NATURAL INCREASE

According to the 2020 data, the negative natural increase was stated in Georgia (the difference between the number of live births and the number of deaths) equaling -4 017.

Negative natural increase was registered in each region except Tbilisi, Adjara A.R. and Kvemo Kartli.

CHART №4

NATURAL INCREASE BY REGIONS



NATIONAL STATISTICS OFFICE OF GEORGIA

30.03.2021

MARRIAGES³

16 359 marriages have been registered in 2020, showing 29.7 percent decrease in comparison to the previous year. The mean age of first marriage in 2020 equals 28.1 years for females and 30.7 years for males.

TABLE №4

NUMBER OF REGISTERED MARRIAGES BY REGIONS

REGION	2019	2020
GEORGIA	23 285	16 359
Tbilisi	7 020	5 008
Adjara A.R.	2 382	1 761
Guria	614	448
Imereti	3 888	2 544
Kakheti	1 810	1 166
Mtskheta-Mtianeti	482	339
Racha-Lechkhumi and Kvemo Svaneti	211	146
Samegrelo-Zemo Svaneti	1 943	1 363
Samtskhe-Javakheti	921	788
Kvemo Kartli	2 556	1 740
Shida Kartli	1 458	1 056

³ The number do not include marriages, when the both spouses are citizens of other countries and at the same time non-usual residents of Georgia

NATIONAL STATISTICS OFFICE OF GEORGIA

30.03.2021

DIVORCES

The number of divorces in 2020 equaled 7 643 decreasing by 31.8 percent compared to the previous year.

TABLE №5

NUMBER OF REGISTERED DIVORCES BY REGIONS

REGION	2019	2020
GEORGIA	11 205	7 643
Tbilisi	3 918	2 894
Adjara A.R.	873	565
Guria	259	187
Imereti	2 023	1 316
Kakheti	842	505
Mtskheta-Mtianeti	232	134
Racha-Lechkhumi and Kvemo Svaneti	81	53
Samegrelo-Zemo Svaneti	1 021	694
Samtskhe-Javakheti	235	171
Kvemo Kartli	1 107	705
Shida Kartli	614	419

CONTACT PERSONS:

Shorena Tsiklauri, Tel.: 2 36 72 10 (601), E-mail: shtsiklauri@geostat.ge

Mariam Kavelashvili, Tel.: 2 36 72 10 (020), E-mail: mkavelashvili@geostat.ge