



National Statistics Office of Georgia

**PRODUCER PRICE INDEX FOR INDUSTRIAL
PRODUCTS IN GEORGIA**

2021
MARCH



20.04.2021

www.geostat.ge

20.04.2021

PRODUCER PRICE INDEX FOR INDUSTRIAL PRODUCTS IN GEORGIA

MARCH 2021

In March 2021 the Producer Price Index for Industrial Products increased by 1.8 percent compared to the previous month, while compared to March 2020 the index growth amounted to 15.5 percent.

The prices for **manufactured products** increased by 1.9 percent **compared to February 2021**, resulting in a 1.52 percentage point contribution to the overall monthly PPI change. Within the group noteworthy price increases were registered for food products (1.7 percent) and basic metals (2.7 percent). In the same period the prices for **electricity, gas, steam and air conditioning** increased by 2.3 percent, contributing 0.28 percentage points to the monthly index change. The prices decreased for **products from mining and quarrying** by 0.1 percent, contributing -0.01 percentage points to the monthly index change.

The **annual PPI** rate was mainly affected by price changes for the following products:

- **Manufactured products:** the prices increased by 15.5 percent, contributing 12.41 percentage points to the overall annual index growth. There was a notable increase in the prices for the following subgroups: food products (15.6 percent), beverages (9.4 percent) and basic metals (25.4 percent);
- **Electricity, gas, steam and air conditioning:** the annual price increase amounted to 14.1 percent, which contributed 1.79 percentage points to the annual index growth;
- **Water supply, sewerage, waste management and remediation services:** the annual price increase amounted to 26.7 percent, which contributed 0.77 percentage points to the annual index growth;
- **Products from mining and quarrying:** the prices were 11.7 percent higher, contributing 0.52 percentage points to the overall annual index change. Within the group the prices were higher for metal ores (9.7 percent).

NATIONAL STATISTICS OFFICE OF GEORGIA

20.04.2021

The following table presents the Producer Price Index (compared to the previous month and the corresponding month of the previous year) and the relevant contributions of the products to the changes in the overall index:

PRODUCER PRICE INDEX FOR INDUSTRIAL PRODUCTS IN GEORGIA MARCH 2021

CODE	GROUPS	OVER FEBRUARY 2021	CONTRIBUTIONS* TO MONTHLY CHANGES	OVER MARCH 2020	CONTRIBUTIONS* TO MONTHLY CHANGES
	TOTAL	101.8	1.79	115.5	15.49
B	Mining and quarrying	99.9	-0.01	111.7	0.52
05	Coal and lignite	100.0	0.00	51.0	-0.07
06	Crude petroleum and natural gas	100.0	0.00	210.3	0.16
07	Metal ores	98.5	-0.06	109.7	0.31
08	Other mining and quarrying products	103.7	0.05	107.3	0.11
C	Manufactured products	101.9	1.52	115.5	12.41
10	Food products	101.7	0.31	115.6	3.79
11	Beverages	100.8	0.16	109.4	1.80
12	Tobacco products	100.0	0.00	100.0	0.00
13	Textiles	102.0	0.01	109.5	0.03
14	Wearing apparel	100.3	0.00	101.3	0.02
15	Leather and related products	102.0	0.00	105.9	0.01
16	Wood and of products of wood and cork, except furniture; articles of straw and plaiting materials	103.8	0.03	105.7	0.05
17	Paper and paper products	107.2	0.07	109.8	0.10
18	Printing and recording services	97.2	-0.03	189.7	0.88
19	Coke and refined petroleum products	115.3	0.07	98.0	0.08
20	Chemicals and chemical products	102.3	0.08	104.4	0.17
21	Basic pharmaceutical products and pharmaceutical preparations	100.5	0.01	117.2	0.27
22	Rubber and plastic products	108.5	0.25	113.6	0.41
23	Other non-metallic mineral products	99.5	-0.05	111.1	0.88
24	Basic metals	102.7	0.31	125.4	2.96

* Individual contributions may not sum up to the total changes in the index due to rounding.

NATIONAL STATISTICS OFFICE OF GEORGIA

20.04.2021

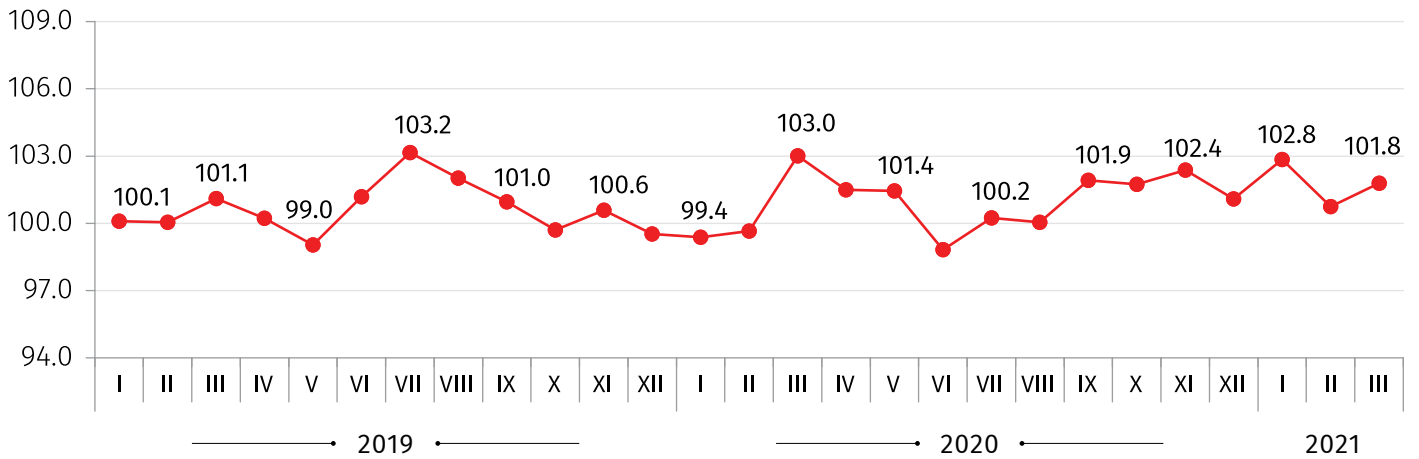
CODE	GROUPS	OVER FEBRUARY 2021	CONTRIBUTIONS* TO MONTHLY CHANGES	OVER MARCH 2020	CONTRIBUTIONS* TO MONTHLY CHANGES
25	Fabricated metal products, except machinery and equipment	105.4	0.13	129.7	0.57
27	Computer, electronic and optical products	101.1	0.01	124.1	0.13
28	Electrical equipment	101.7	0.00	127.8	0.04
30	Other transport equipment	100.0	0.00	100.0	0.00
31	Furniture	112.1	0.16	113.5	0.19
32	Other manufactured goods	102.0	0.00	106.2	0.02
33	Repair and installation services of machinery and equipment	100.0	0.00	101.5	0.01
D	Electricity, gas, steam and air conditioning	102.3	0.28	114.1	1.79
35	Electricity, gas, steam and air conditioning	102.3	0.28	114.1	1.79
E	Water supply, sewerage, waste management and remediation services	100.0	0.00	126.7	0.77
36	Natural water; water treatment and supply services	100.0	0.00	108.5	0.20
38	Waste collection, treatment and disposal services; materials recovery services	100.0	0.00	150.0	0.56

* Individual contributions may not sum up to the total changes in the index due to rounding.

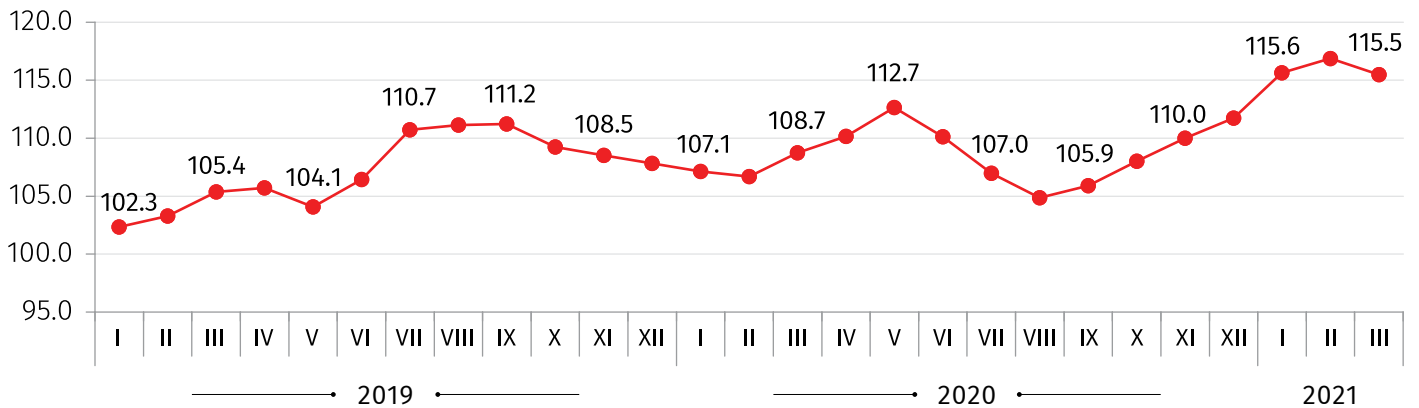
NATIONAL STATISTICS OFFICE OF GEORGIA

20.04.2021

PRODUCER PRICE INDEX FOR INDUSTRIAL PRODUCTS (PREVIOUS MONTH=100)



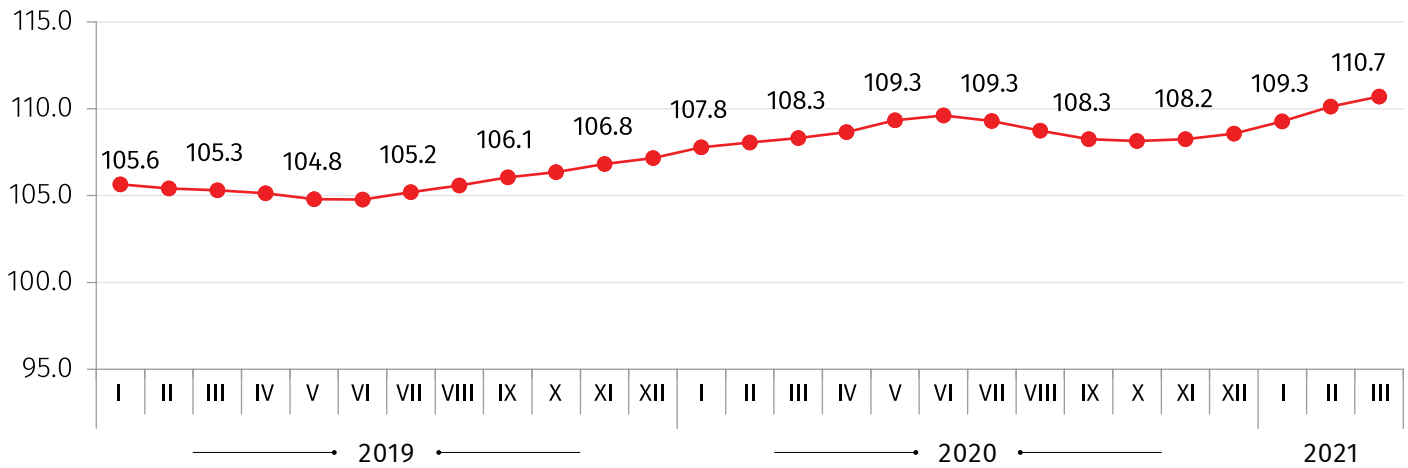
PRODUCER PRICE INDEX FOR INDUSTRIAL PRODUCTS (THE SAME MONTH OF THE PREVIOUS YEAR =100)



NATIONAL STATISTICS OFFICE OF GEORGIA

20.04.2021

PRODUCER PRICE INDEX FOR INDUSTRIAL PRODUCTS (12 MONTH AVERAGE OVER THE PREVIOUS 12 MONTH AVERAGE)



CONTACT PERSON:

Giorgi Tetrauli

Tel: (+995 32) 236 72 10 (400).

E-mail: gtetrauli@geostat.ge