



National Statistics Office of Georgia

AGRICULTURE OF GEORGIA

2021

**I QUARTER
(PRELIMINARY DATA ON
ANIMAL HUSBANDRY)**



17.05.2021

www.geostat.ge

17.05.2021

AGRICULTURE OF GEORGIA

I QUARTER, 2021

(PRELIMINARY DATA ON ANIMAL HUSBANDRY)

According to the preliminary data, at the end of the I quarter of 2021 the number of bovine animals increased by 4.4 percent compared to the I quarter of 2020 and reached 1.0 million heads. Of which, the total number of dairy cows and buffaloes increase by 1.5 percent from the same period of the previous year and equaled 468.5 thousand heads.

The total number of sheep and goats down by 4.5 percent and year-on-year amounted to 1.0 million heads.

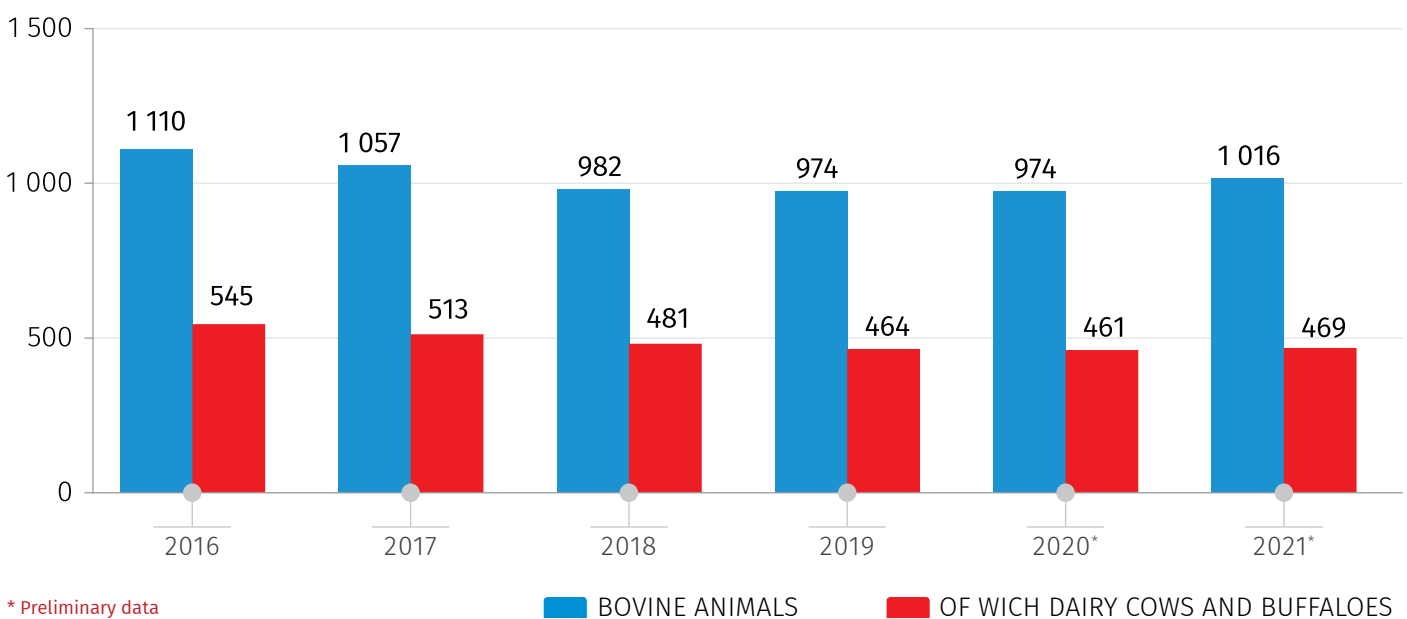
The number of pigs equaled to 174.7 thousand heads which is 3.8 percent more than at the same period of the previous year.

The number of poultry increased by 10.4 percent compared to the same period of the previous year and reached 11.3 million heads.

The charts below present the number of bovine animals, sheep and goats, pigs and poultry by the end of the I quarter of 2016-2021.

NUMBER OF BOVINE ANIMALS BY THE END OF THE FIRST QUARTER OF 2016-2021

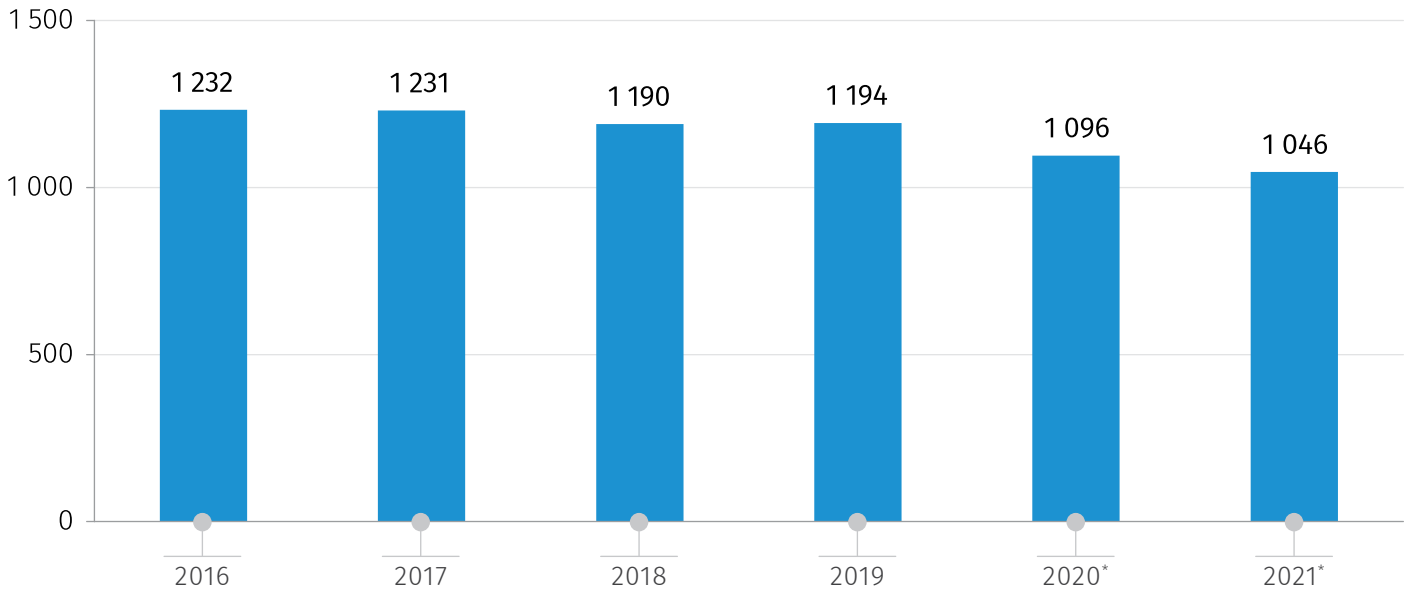
(THS. HEADS)



NATIONAL STATISTICS OFFICE OF GEORGIA

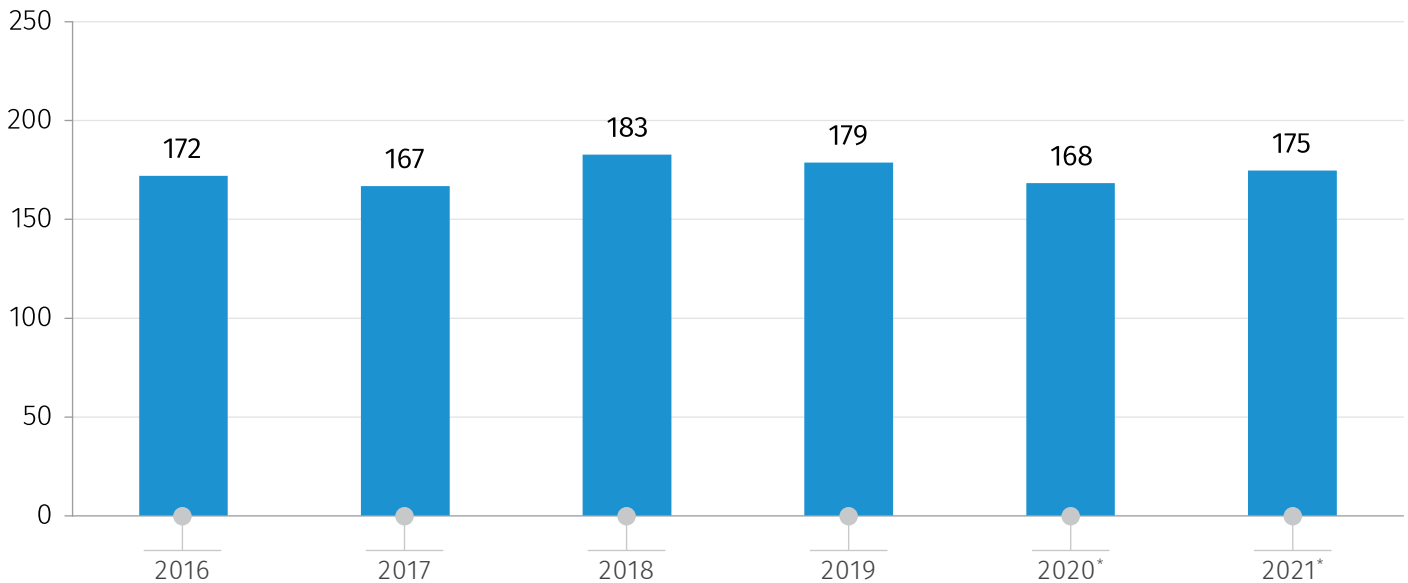
17.05.2021

NUMBER OF SHEEP AND GOATS BY THE END OF THE FIRST QUARTER OF 2016-2021
(THS. HEADS)



* Preliminary data

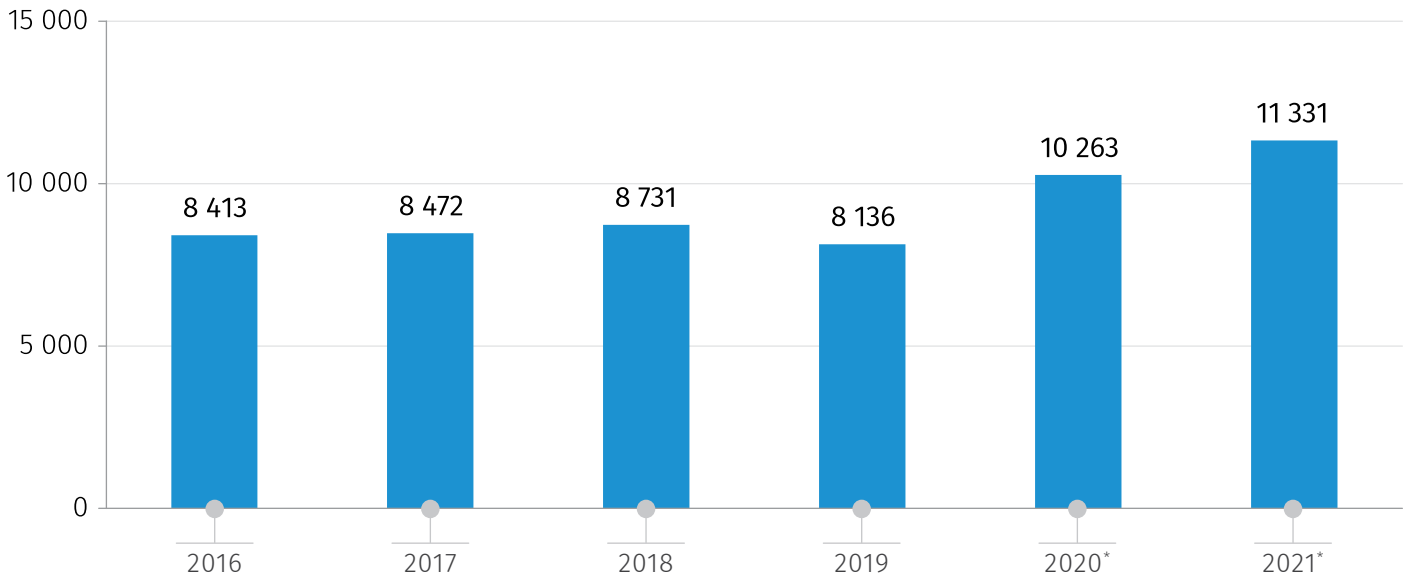
NUMBER OF PIGS BY THE END OF THE FIRST QUARTER OF 2016-2021
(THS. HEADS)



* Preliminary data

17.05.2021

NUMBER OF POULTRY BY THE END OF THE FIRST QUARTER OF 2016-2021
(THS. HEADS)



* Preliminary data

According to the preliminary data, in the I quarter of 2021 milk production increased by 7.8 percent compared to the same period of the previous year and it has reached 115.3 million litres.

Meat production decreased by 2.5 percent from the same period of the previous year and equaled 15.8 thousand tons.

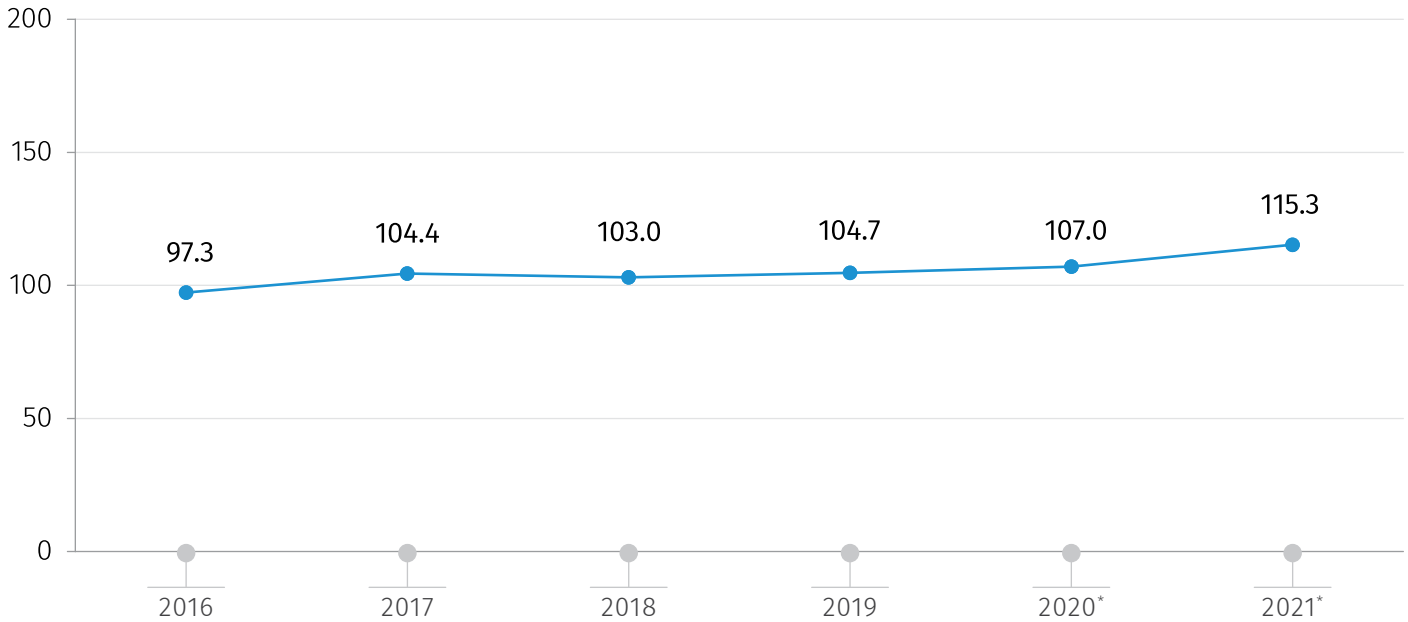
In the I quarter of 2021 egg production amounted to 171.4 million pieces which is 6.9 percent more than in the same period of the previous year.

The diagrams below present the volume of livestock products produced in the I quarter of 2016-2021.

NATIONAL STATISTICS OFFICE OF GEORGIA

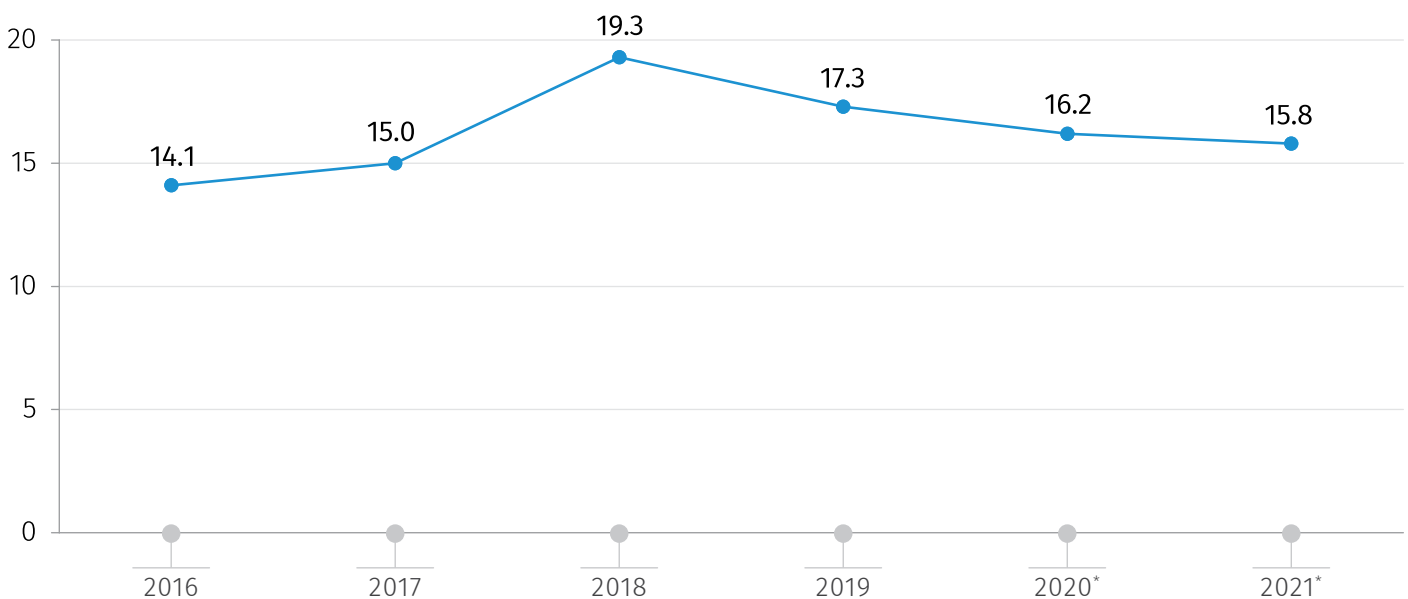
17.05.2021

MILK PRODUCTION IN THE FIRST QUARTER OF 2016-2021 (MILL. LITRES)



* Preliminary data

MEAT PRODUCTION IN THE FIRST QUARTER OF 2016-2021 (THS. TONS)

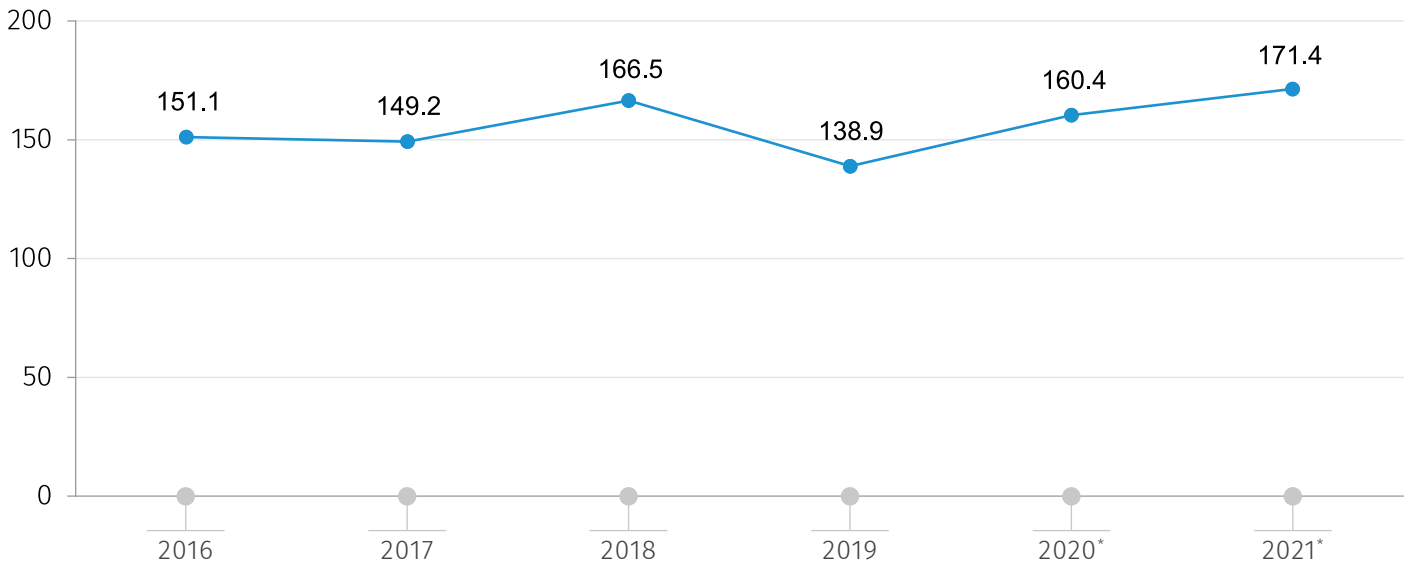


* Preliminary data

NATIONAL STATISTICS OFFICE OF GEORGIA

17.05.2021

EGG PRODUCTION IN THE FIRST QUARTER OF 2016-2021 (MILL. PIECES)



* Preliminary data

The following tables include data of 2020-2021 on the number of livestock and poultry, their export and import data, as well as production of livestock products in quarterly terms.

NUMBER OF LIVESTOCK AND POULTRY BY THE END OF THE QUARTER IN 2020-2021 (THS. HEADS)

	2020*				2021*
	I Q.	II Q.	III Q.	IV Q.	I Q.
Bovine Animals	973.5	1 003.2	955.0	923.1	1 015.9
Of which dairy cows and buffaloes	461.4	471.2	453.8	449.2	468.5
Pigs	168.3	205.4	237.2	155.2	174.7
Sheep and Goats	1 095.6	984.2	846.1	793.0	1 046.1
Poultry	10 263.2	12 490.2	11 502.8	9 906.9	11 330.7

* Preliminary data

NATIONAL STATISTICS OFFICE OF GEORGIA

17.05.2021

EXPORT OF LIVESTOCK AND POULTRY IN 2020-2021 (THS. HEADS)

	2020*				2021*
	I Q.	II Q.	III Q.	IV Q.	I Q.
Bovine Animals	16.2	2.4	27.1	29.3	16.1
Pigs	-	-	-	-	-
Sheep and Goats	8.7	6.8	73.2	105.4	26.3
Poultry	1 722.6	1 634.8	1 355.1	985.5	699.0

* Preliminary data

IMPORT OF LIVESTOCK AND POULTRY IN 2020-2021 (THS. HEADS)

	2020*				2021*
	I Q.	II Q.	III Q.	IV Q.	I Q.
Bovine Animals	0.7	0.2	0.2	0.3	0.2
Pigs	7.8	11.2	17.4	19.6	10.2
Sheep and Goats	4.8	-	-	-	-
Poultry	1 752.2	1 056.1	1 317.7	1 383.3	1 287.5

* Preliminary data

PRODUCTION OF LIVESTOCK PRODUCTS IN 2020-2021

	2020*				2021*
	I Q.	II Q.	III Q.	IV Q.	I Q.
Meat (ths. tons)	16.2	16.3	14.7	22.2	15.8
Milk (mill. litres)	107.0	197.4	168.4	99.7	115.3
Eggs (mill. pieces)	160.4	167.5	154.8	162.6	171.4

* Preliminary data

NATIONAL STATISTICS OFFICE OF GEORGIA

17.05.2021

Source: National Statistics Office of Georgia.

Explanation of symbols:

- Not applicable;

Final data of 2020 will be available on June 15, 2021

Final data of 2021 will be available on June 15, 2022

CONTACT PERSON:

George Sanadze, Tel.: (+995 32) 236 72 10 (500), E-mail: gsanadze@geostat.ge

Mariam Kavelashvili, Tel.: 2 36 72 10 (020), E-mail: mkavelashvili@geostat.ge