



National Statistics Office of Georgia

**SURVEY RESULTS FOR LIVESTOCK  
SLAUGHTERHOUSES, GRAIN STORAGE ELEVATORS  
AND COLD STORAGE FACILITIES**

**2021**  
I QUARTER



18.05.2021

[www.geostat.ge](http://www.geostat.ge)

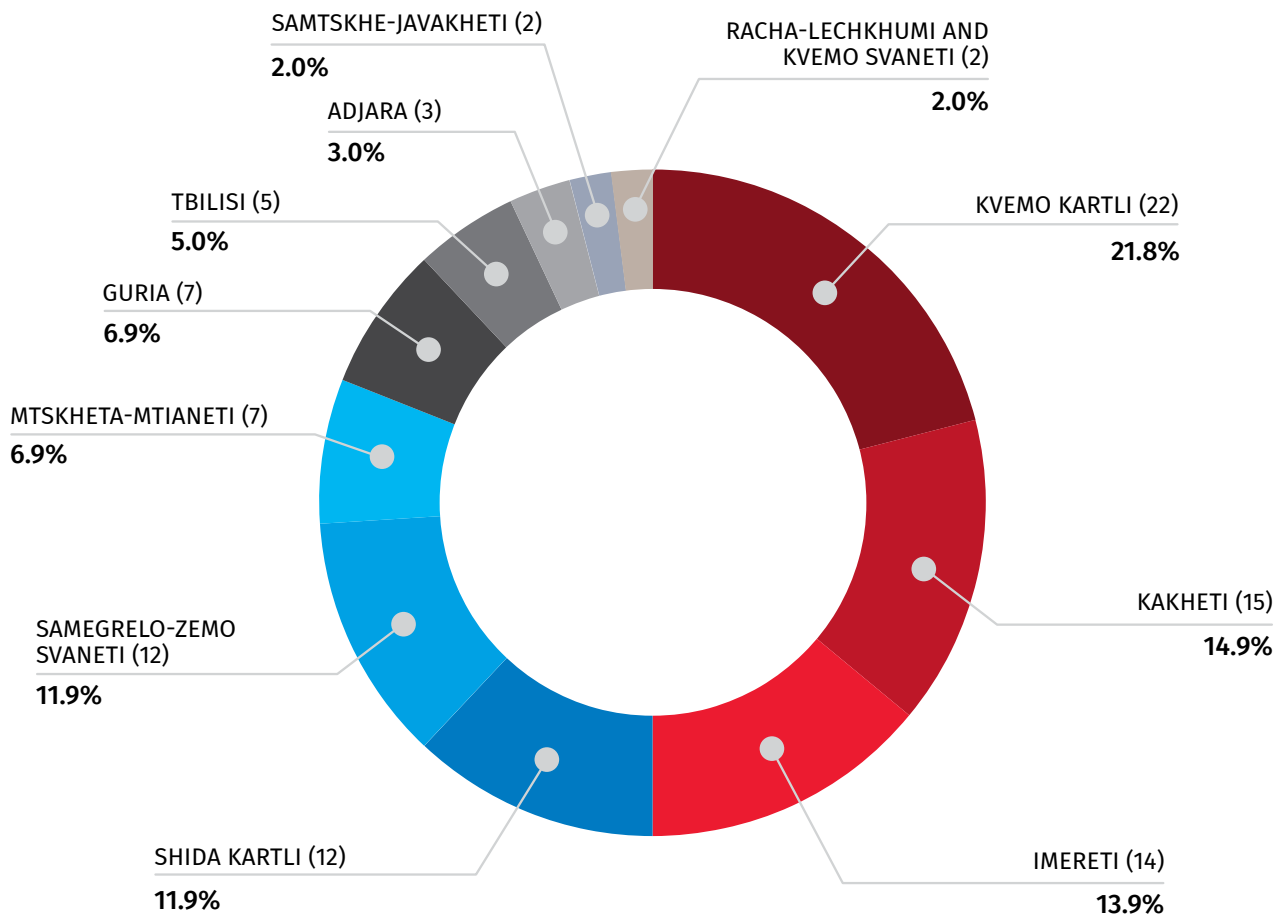
18.05.2021

**SURVEY RESULTS FOR LIVESTOCK SLAUGHTERHOUSES,  
ELEVATORS AND COLD STORAGE FACILITIES  
(I QUARTER, 2021)**

**SLAUGHTERHOUSES**

In the I quarter of 2021 the number of active livestock and poultry slaughterhouses was 101 in Georgia, 21.8 percent of which were located in Kvemo Kartli region, 14.9 percent – in Kakheti region, 13.9 percent in Imereti region, 11.9 percent in Samegrelo-Zemo Svaneti region, 11.9 percent – in Shida Kartli region, and remained 25.7 percent in other regions:

**ACTIVE LIVESTOCK AND POULTRY SLAUGHTERHOUSES IN GEORGIA BY REGIONS,  
I QUARTER, 2021**



18.05.2021

In I quarter of 2021 the 67.9 thousand livestock were slaughtered in the slaughterhouses according to survey results, 36.1 percent of which were cattle and 63.9 percent – sheep, goat, pig etc. In addition, the number of poultry slaughtered in slaughterhouses during the reporting period amounted to 2 863.9 thousand.

8 943.0 tons of meat were produced by slaughterhouses (i.e. slaughtered weight, including poultry meat) during the I quarter of 2021, 30.4 percent of which is beef, 44.7 percent – poultry meat, 24.0 percent – pork, 0.8 percent – sheep and goat meat, while the share of other is not significant.

The service was provided to 8.0 thousand persons, 29.1 percent of which were households. The monthly average number of people employed in slaughterhouses equaled 844 persons.

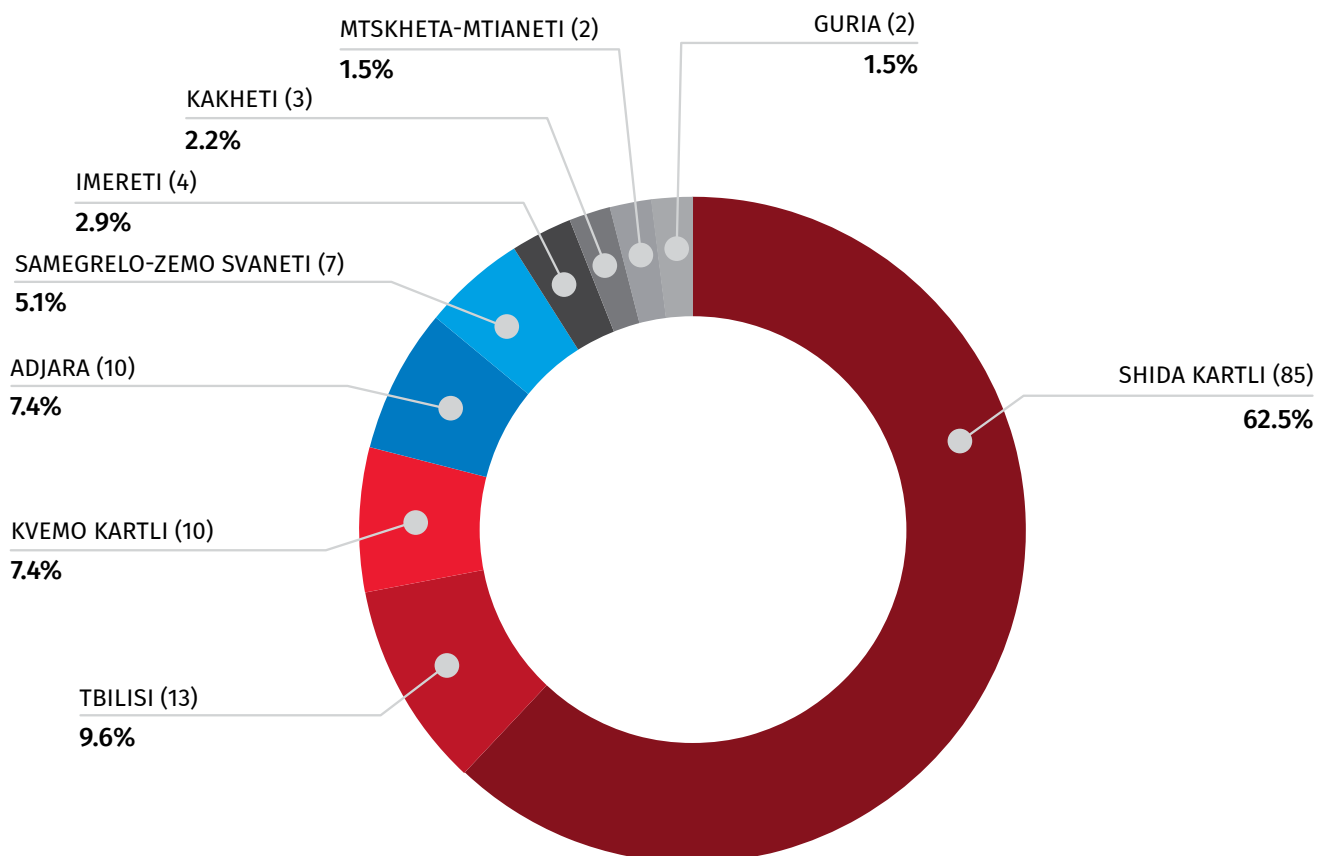
The average cost of the service of slaughtering per each livestock made up: slaughtering cattle – 29.1 GEL, sheep or goat – 13.2 GEL, and pig – 25.7 GEL.

18.05.2021

COLD STORAGE FACILITIES

In the I quarter of 2021, 136 cold storage facilities were active in Georgia, most of them were located in Shida Kartli region (62.5 percent). Active cold storage facilities are also located in Tbilisi (9.6 percent), Kvemo Kartli region (7.4 percent), Adjara AR (7.4 percent), Samegrelo-Zemo Svaneti region (5.1 percent), Imereti region (2.9 percent), Kakheti region (2.2 percent), Kakheti region (2.2 percent), Guria region (1.5 percent) and Mtskheta-Mtianeti region (1.5 percent):

ACTIVE COLD STORAGE FACILITIES IN GEORGIA BY REGIONS,  
I QUARTER, 2021

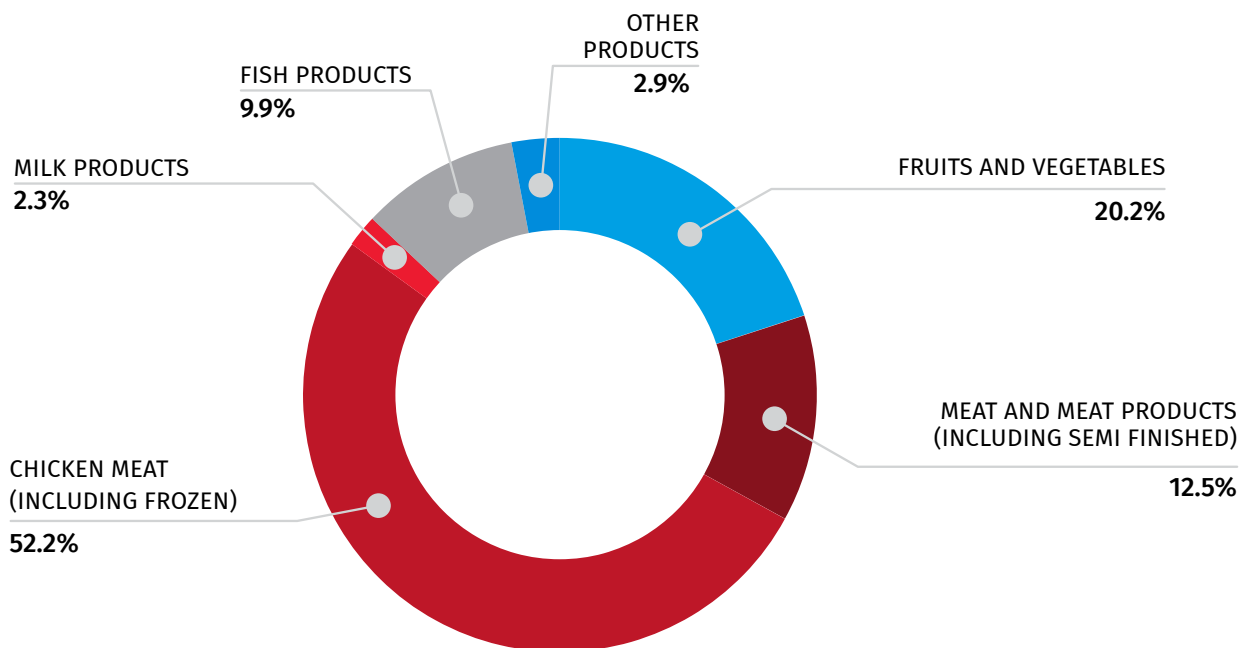


In the I quarter of 2021, the service was provided to 243 customers. The number of producers and resellers, from whom the product was purchased, totaled 307, while the annual average number of employed persons in cold storage facilities totaled 1086.

18.05.2021

In the I quarter of 2021, 55.9 thousand tons of products were stored in cold storage facilities, 52.2 percent of which was chicken meat (including frozen meat), 20.2 percent – fruit and vegetable, 12.5 percent–meat and meat products (including semi-finished products), 9.9 percent – fish, while remaining products had a small share:

**PRODUCTS STORED IN COLD STORAGE FACILITIES, I QUARTER, 2021**



In the I quarter of 2021, 6.2 thousand tonnes of products were purchased for the further realization by cold storage facilities. The service fee amounted to 4.9 million Gel.

In the I quarter of 2021, products (11.6 thousand tones) of 49.3 million Gel were sold by cold storage facilities, of which the value of imported products accounted 35.9 percent, local (own) products – 41.9 percent. Herewith, 63.9 percent of local (own) products sold by cold storage facilities was chicken meat. Significant share of imported products was Chicken meat (including frozen) (47.8 percent), meat and meat products (including semi-finished products) (25.0 percent) and fish (17.6 percent).

From the products sold by cold storage facilities, fish products, chicken meat, fruits and vegetables were sold on the foreign market.

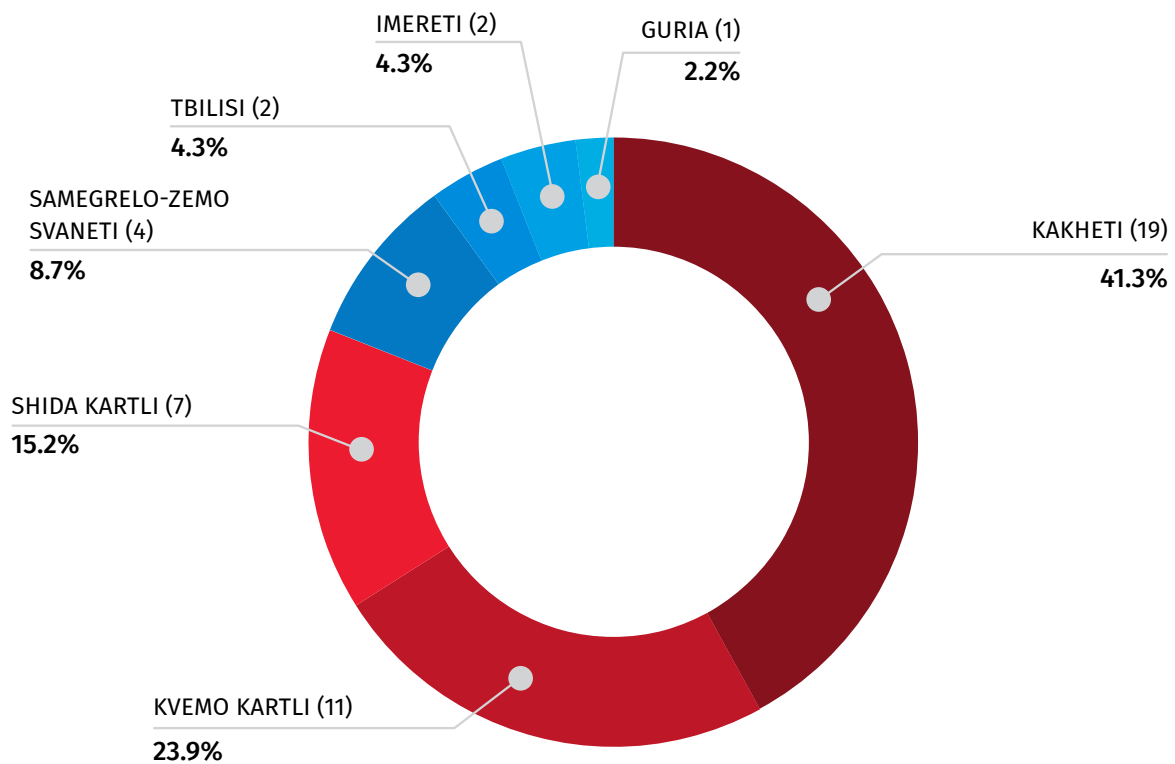
According to the survey results, the daily average load per storage (out of total storage capacity in percent) was 61.0 percent in January, 56.0 percent in February and 47.7 percent in March.

18.05.2021

ELEVATORS

In the I quarter of 2021, 46 elevators were active in Georgia, most of them were located in Kakheti (41.3 percent). 23.9 percent of active elevators are located in Kvemo Kartli region, 15.2 percent - in Shida Kartli, 8.7 percent-in Samegrelo-Zemo Svaneti region, 4.3 percent - in Tbilisi, 4.3 percent-in Imereti and 2.2 percent – in Guria region:

**ACTIVE ELEVATORS IN GEORGIA BY REGIONS,  
I QUARTER, 2021**

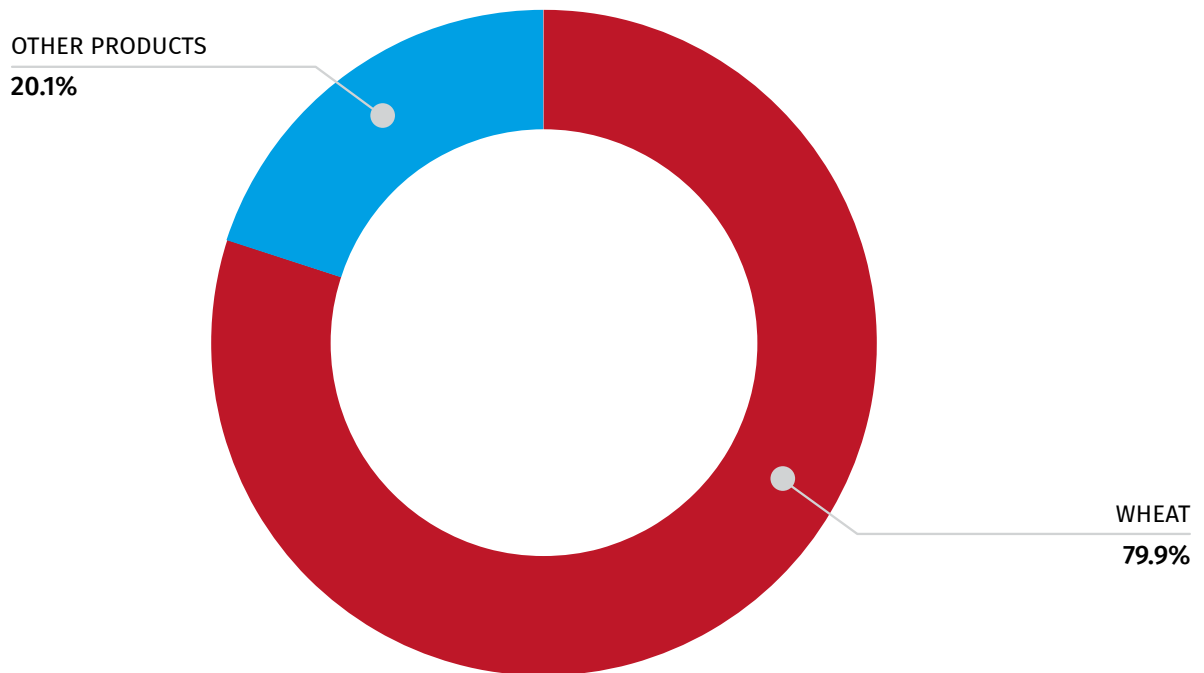


In the I quarter of 2021, the number of producers and resellers, from whom the product was purchased, totaled 94, while the annual average number of employed persons in cold storage facilities equaled 912.

In the I quarter of 2021, 121.7 thousand tons of products were stored in cold storage facilities, 79.9 percent of which was wheat, other products (maize, barley, bran, malt etc.) had a small share:

18.05.2021

PRODUCTS STORED IN ELEVATORS,  
I QUARTER, 2021



In the I quarter of 2021, 103.5 thousand tones of products 108.1 million GEL was sold by elevators, 47.7 percent of which was local (own) production.

The biggest share of local (own) production by its volume and cost was wheat flour, which was 78.7 percent of sold local production.

According to survey results, in July average daily load of elevator storages (out of total capacity of storages in percent) amounted to 38.3 percent in January, 37.5 percent in February and 35.9 percent in March.

National Statistics Office of Georgia

**CONTACT PERSONS:**

David Kupatadze, Tel.: 2 36 72 10 (200), E-mail: [dkupatadze@geostat.ge](mailto:dkupatadze@geostat.ge)

Mariam Kavelashvili, Tel.: 2 36 72 10 (020), E-mail: [mkavelashvili@geostat.ge](mailto:mkavelashvili@geostat.ge)