



National Statistics Office of Georgia

**DOMESTIC TOURISM STATISTICS  
IN GEORGIA  
2021  
I QUARTER**



14.06.2021  
[www.geostat.ge](http://www.geostat.ge)

14.06.2021

**DOMESTIC TOURISM SURVEY**

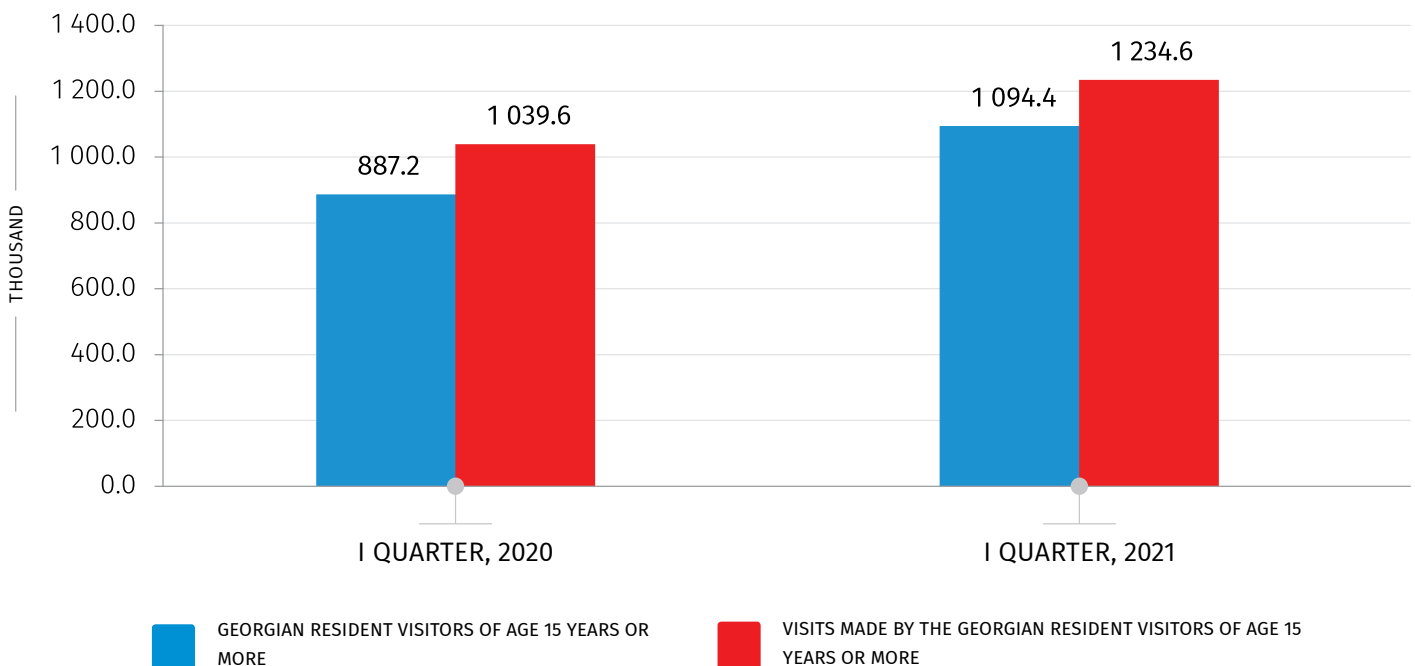
(I QUARTER, 2021)

In the I quarter of 2021 the monthly average number of Georgian resident visitors aged 15 years or more equaled to 1 094.4 thousand, who made 1 234.6 thousand visits on the territory of Georgia. In comparison to the I quarter of the previous year, the number of visitors has increased by 23.4 percent.

The chart below illustrates the monthly average number of Georgian resident visitors of age 15 years or more and number of visits made by them.

CHART №1

**DISTRIBUTION OF THE MONTHLY AVERAGE NUMBER OF GEORGIAN RESIDENT VISITORS OF AGE 15 YEARS OR MORE AND VISITS MADE BY THEM ON THE TERRITORY OF GEORGIA**



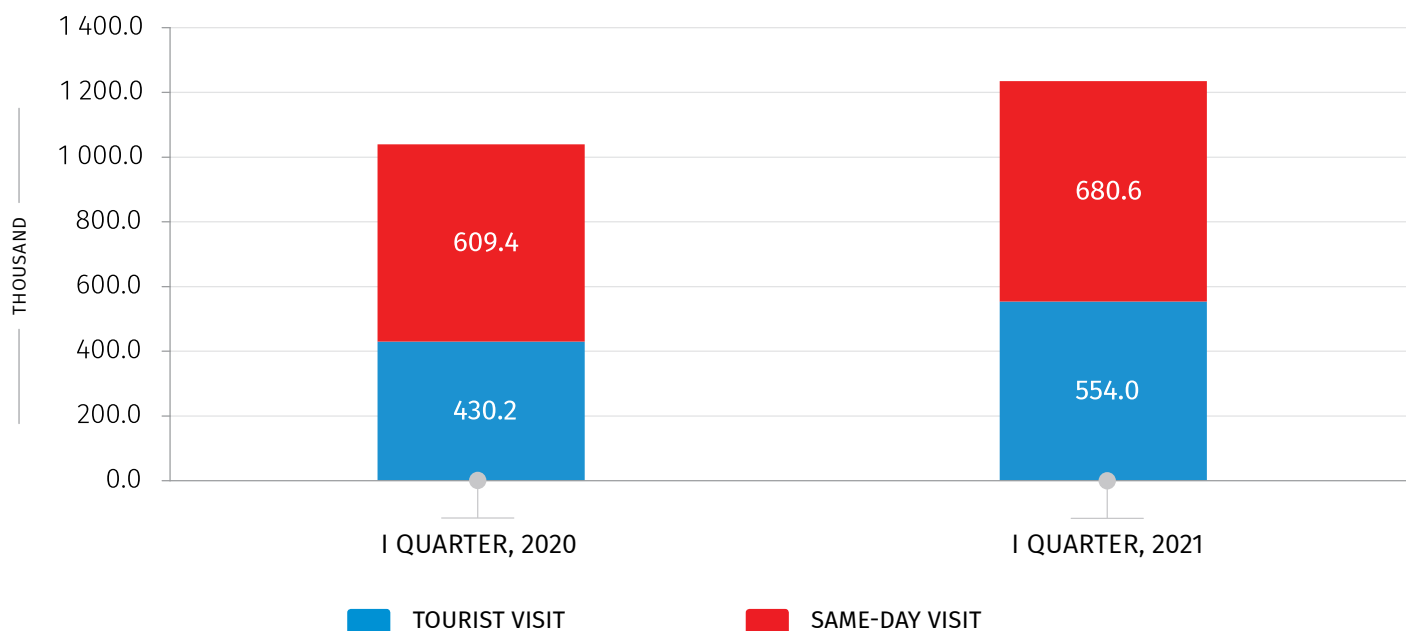
In the I quarter of 2021, the monthly average number of tourist visits of Georgian residents amounted to 554.0 thousand, which is 28.8 percent higher than the indicator of relevant period of the previous year. The chart below illustrates the distribution of monthly average number of visits made by Georgian resident visitors by the type of visit.

## NATIONAL STATISTICS OFFICE OF GEORGIA

14.06.2021

CHART №2

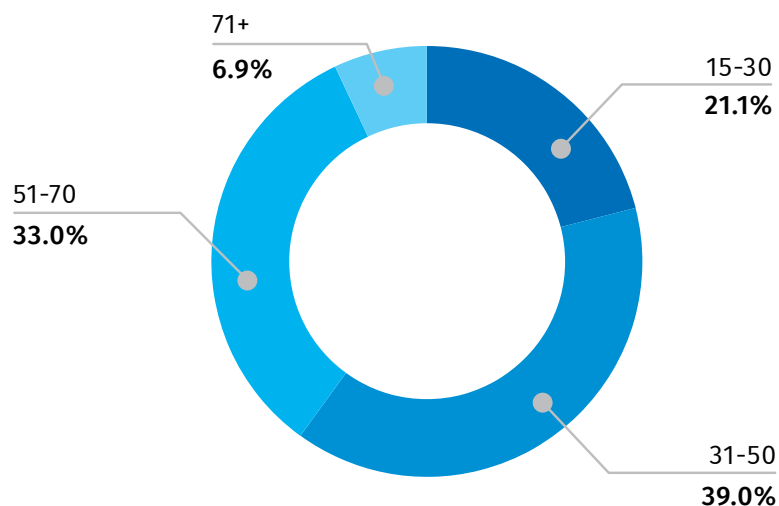
**DISTRIBUTION OF THE MONTHLY AVERAGE NUMBER OF VISITS MADE BY THE GEORGIAN RESIDENTS OF AGE 15 YEARS OR MORE ON THE TERRITORY OF GEORGIA BY THE TYPE OF VISIT**



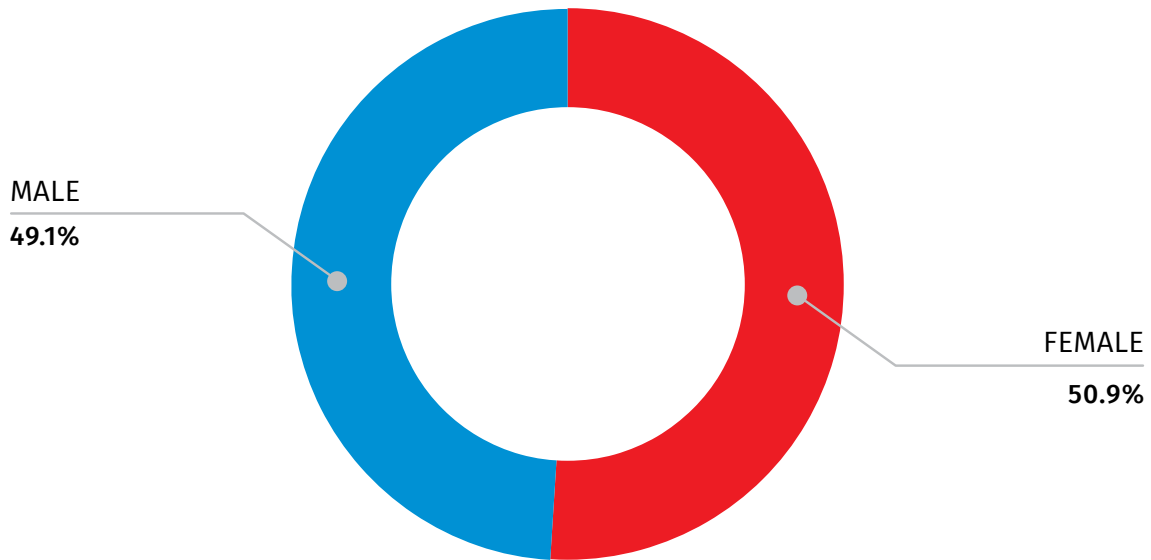
In the I quarter of 2021, 39.0 percent of visits were carried out by visitors of 31-50 age group. Herewith, 50.9 percent of visits comes on women.

CHART №3

**DISTRIBUTION OF THE MONTHLY AVERAGE NUMBER OF GEORGIAN RESIDENT VISITORS OF AGE 15 YEARS OR MORE BY THE AGE GROUPS IN I QUARTER, 2021 YEAR**



**DISTRIBUTION OF THE MONTHLY AVERAGE NUMBER OF GEORGIAN RESIDENT VISITORS  
OF AGE 15 YEARS OR MORE BY GENDER IN I QUARTER, 2021 YEAR**



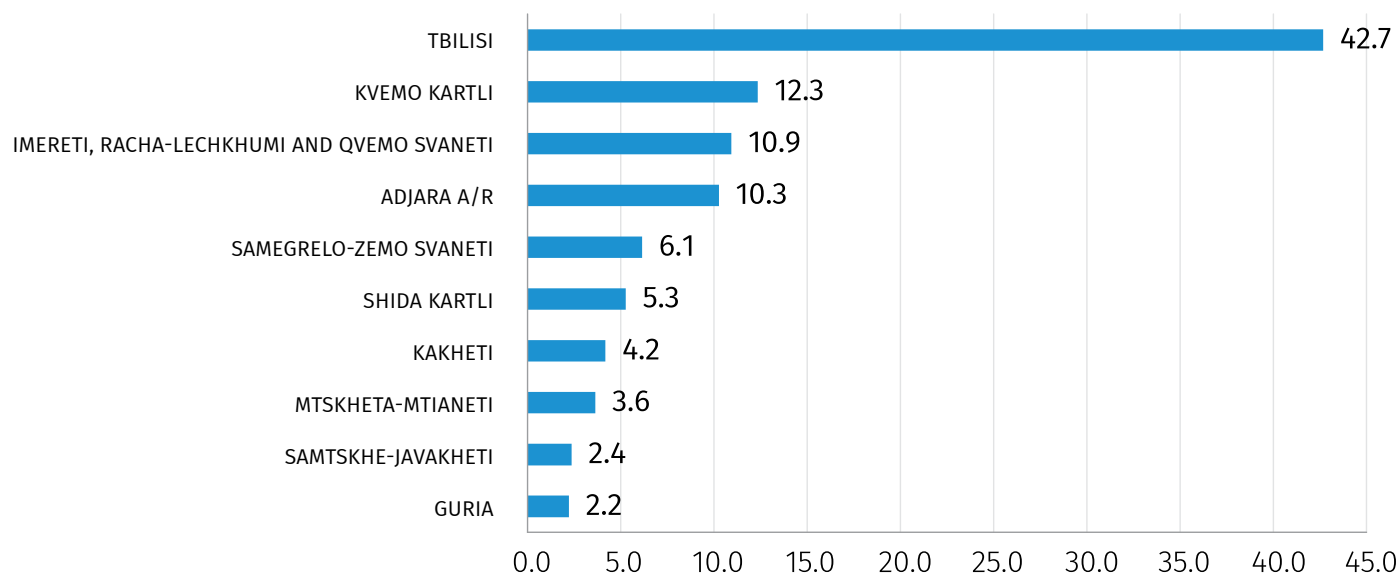
According to the survey results, 42.7 percent of visitors are the residents of Tbilisi, 12.3 percent - Kvemo Kartli, 10.9 percent – Imereti, Racha-Lechkhumi and Kvemo Svaneti region, while the rest of the regions are represented by the lower share in the structure.

The chart below illustrates the distribution of the monthly average number of Georgian residents of age 15 years or more by the place of residence.

14.06.2021

CHART №5

### DISTRIBUTION OF THE MONTHLY AVERAGE NUMBER OF GEORGIAN RESIDENT VISITORS OF AGE 15 YEARS OR MORE BY THE PLACE OF RESIDENCE IN I QUARTER, 2021 YEAR, %



In the I quarter of 2021, the main purpose of majority visits (47.1 percent) was visiting friends/relatives:

TABLE №1

### DISTRIBUTION OF THE MONTHLY AVERAGE NUMBER OF VISITS MADE BY THE GEORGIAN RESIDENTS OF AGE 15 YEARS OR MORE ON THE TERRITORY OF GEORGIA BY THE MAIN PURPOSE OF THE VISIT IN I QUARTER, 2021 YEAR, THOUSAND

MAIN PURPOSE	NUMBER OF VISITS	SHARE, %
Visiting friends/relatives	581.7	47.1
Visiting other house (cottage, etc.)	177.4	14.4
Shopping	173.4	14.0
Health and Medical Care	125.8	10.2
Holiday, Leisure, Recreation	65.8	5.3
Business or Professional	65.4	5.3
Religion/Pilgrimage	22.4	1.8
Education or trainings	1.6	0.1
Other	21.1	1.7
<b>TOTAL</b>	<b>1 234.6</b>	<b>100.0</b>

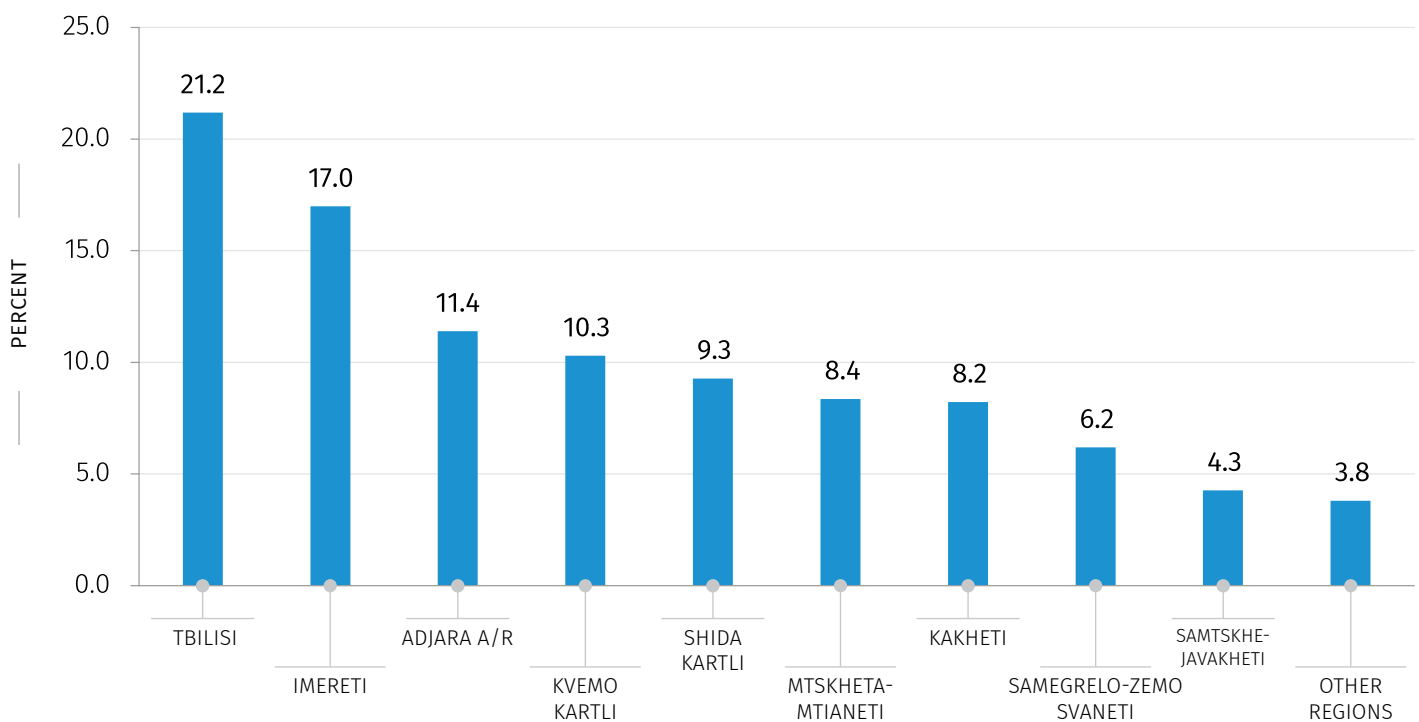
## NATIONAL STATISTICS OFFICE OF GEORGIA

14.06.2021

The majority of the visits comes on Tbilisi (average 262.0 thousand visits per month) and Imereti region (210.0 thousand visits per month). The chart below shows the monthly average number of visits by the visited regions.

CHART №6

### DISTRIBUTION OF THE MONTHLY AVERAGE NUMBER OF VISITS MADE BY THE GEORGIAN RESIDENTS OF AGE 15 YEARS OR MORE ON THE TERRITORY OF GEORGIA BY THE VISITED REGIONS IN I QUARTER, 2021 YEAR

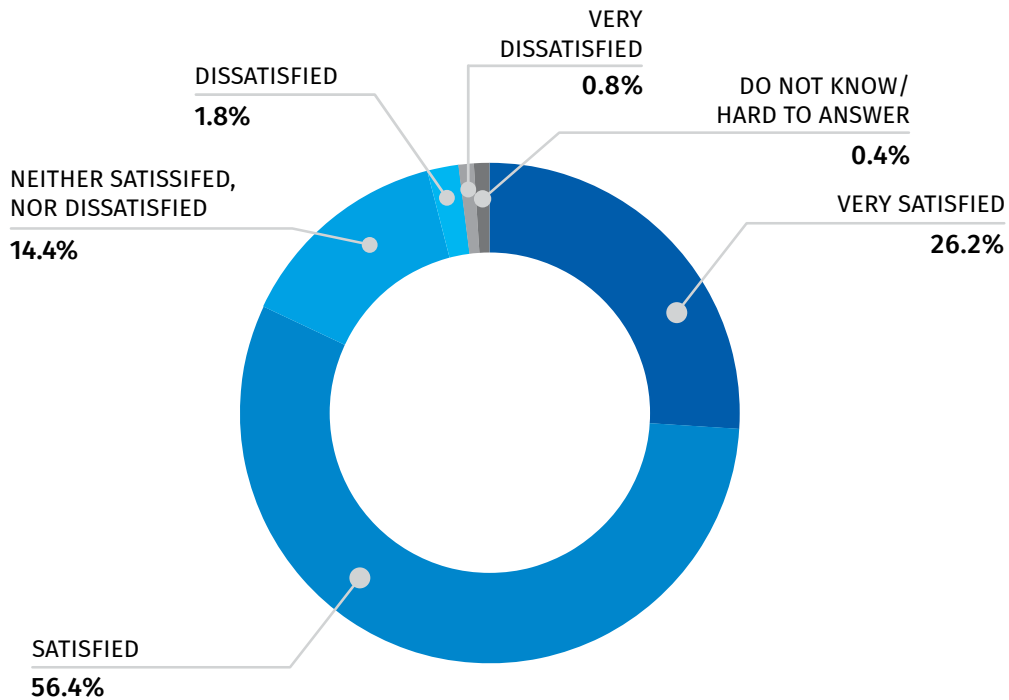


The diagram below illustrates the distribution of the number of visits carried out by Georgian residents of age 15 years or more by the level of satisfaction.

14.06.2021

CHART №7

**DISTRIBUTION OF THE MONTHLY AVERAGE NUMBER OF VISITS MADE BY THE GEORGIAN RESIDENTS OF AGE 15 YEARS OR MORE ON THE TERRITORY OF GEORGIA BY THE SATISFACTION LEVEL IN I QUARTER, 2021 YEAR**



In the I quarter of 2021, the monthly average expenditure during the visits equaled to 184.2 million GEL. This indicator is 44.9 percent higher than the indicator of the relevant period of the previous year. As for the average expenditure per visit it has been increased by 22.0 percent and equaled to 149.2 GEL.

14.06.2021

TABLE №2

**DISTRIBUTION OF THE MONTHLY AVERAGE EXPENDITURE SPENT BY GEORGIAN RESIDENT VISITORS  
OF AGE 15 YEARS OR MORE DURING THE VISITS ON THE TERRITORY OF GEORGIA BY EXPENDITURE CATEGORIES  
IN I QUARTER, 2021 YEAR**

EXPENDITURE CATEGORIES	EXPENDITURE (MLN. GEL)	SHARE, %	AVERAGE EXPENDITURE PER VISIT (GEL)
Shopping	69.9	37.9	56.6
Transport	39.5	21.4	32.0
Foods and drinks	36.3	19.7	29.4
Accommodation	5.0	2.7	4.0
Holiday, leisure, recreation, cultural and sporting activities	0.9	0.5	0.8
Other expenditure	32.6	17.7	26.4
<b>TOTAL EXPENDITURE</b>	<b>184.2</b>	<b>100.0</b>	<b>149.2</b>

**Notice:** The discrepancy between the totals and the sum in some cases can be explained by using rounded data.

**CONTACT PERSONS:**

Davit Kupatadze, Tel.: (+995 32) 236 72 10 (200), E-mail: [dkupatadze@geostat.ge](mailto:dkupatadze@geostat.ge)

Mariam Kavelashvili, Tel.: (+995 32) 236 72 10 (020), E-mail: [mkavelashvili@geostat.ge](mailto:mkavelashvili@geostat.ge)