



National Statistics Office of Georgia

**SURVEY RESULTS FOR LIVESTOCK  
SLAUGHTERHOUSES, GRAIN STORAGE  
ELEVATORS AND COLD STORAGE FACILITIES  
2020**



15.06.2021

[www.geostat.ge](http://www.geostat.ge)

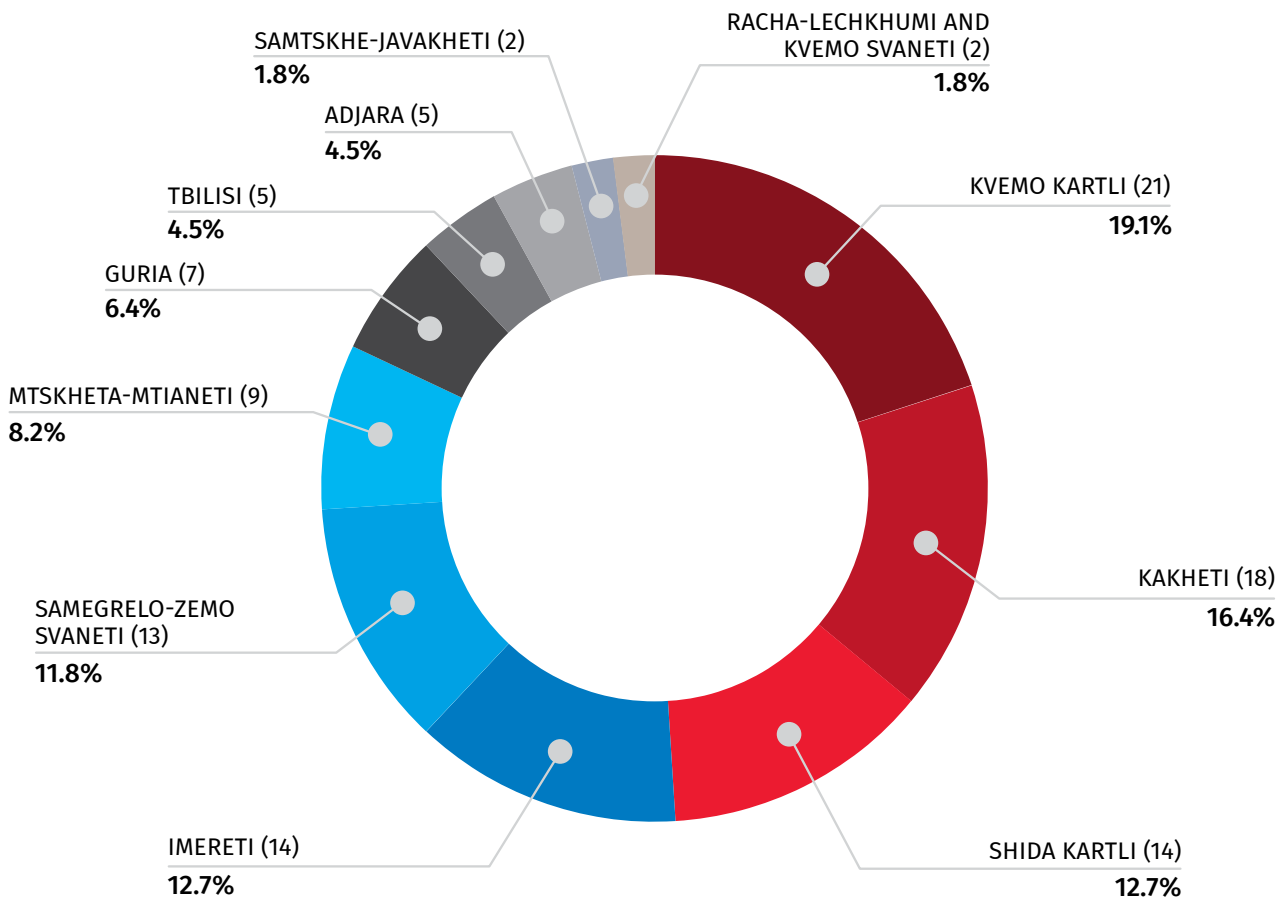
15.06.2021

**SURVEY RESULTS FOR LIVESTOCK SLAUGHTERHOUSES,  
ELEVATORS AND COLD STORAGE FACILITIES  
2020**

SLAUGHTERHOUSES

In 2020, the number of active livestock and poultry slaughterhouses was 110 in Georgia, 19.1 percent of which were located in Kvemo Kartli region, 16.4 percent – in Kakheti region, 12.7 percent in Shida Kartli region, 12.7 percent in Imereti region, 11.8 percent – in Samegrelo-Zemo Svaneti region, 8.2 percent in Mtskheta-Mtianeti region, 6.4 percent in Guria region, 4.5 percent in Adjara region, and remained 1.8 percent in other regions.

**ACTIVE LIVESTOCK AND POULTRY SLAUGHTERHOUSES  
IN GEORGIA BY REGIONS, 2020**



15.06.2021

According to survey results, slaughtering of 58 523 unit of livestock and poultry were possible during a day.

In 2020 the 288.3 thousand livestock were slaughtered in the slaughterhouses according to survey results, 37.8 percent of which were cattle and 62.2 percent – sheep, goat, pig etc. In addition, the number of poultry slaughtered in slaughterhouses during the reporting period amounted to 12 005.8 thousand.

37 180.4 tons of meat were produced by slaughterhouses (i.e. slaughtered weight, including poultry meat) during the 2020, 30.8 percent of which is beef, 46.7 percent – poultry meat, 21.7 percent – pork, 0.6 percent – sheep and goat meat and share of other was not significant.

1 530.4 tons of meat from the slaughtered livestock were purchased in 2020 of which 59.1 percent is cattle, 36.4 percent pork meat,

The service was provided to 27.5 thousand persons, 37.2 percent of which were households. The monthly average number of people employed in slaughterhouses equaled 906 persons.

The average cost of the service of slaughtering per each livestock made up: slaughtering cattle – 26.8 GEL, sheep or goat – 12.8 GEL, and pig – 24.3 GEL.

Most of slaughterhouses are fully equipped with modern technologies (50.0 percent), 45.5 is partially equipped and 4.5 is not equipped with modern technologies at all.

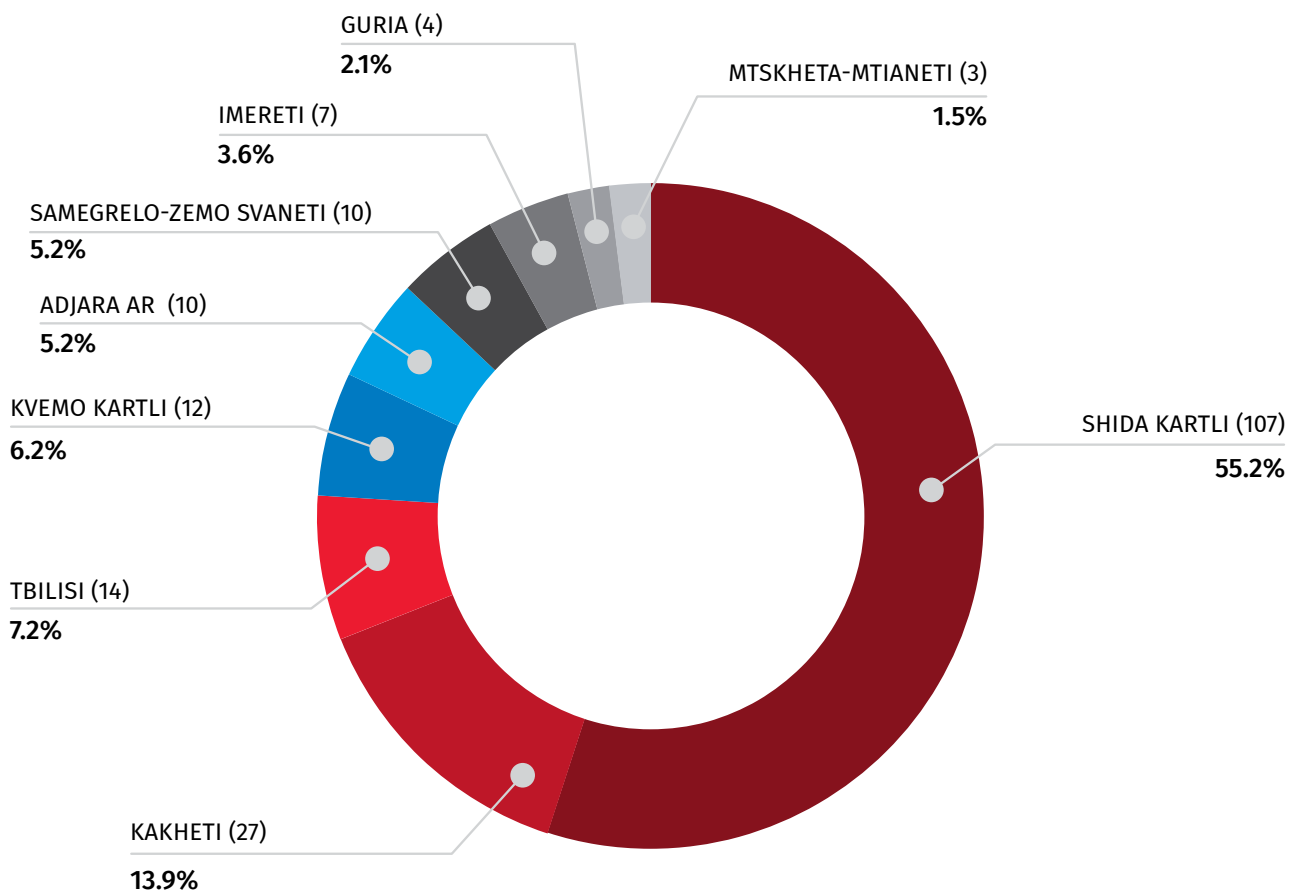
70.0 percent of slaughterhouses do not use loans while 30.0 percent has taken loans by several reasons: 48.5 purchasing fixed assets, 33.3 percent for the working capital and 18.2 percent got loans as purchasing fixed assets as for the working capital simultaneously.

15.06.2021

**COLD STORAGE FACILITIES**

In 2020, 194 cold storage facilities were active in Georgia, most of them were located in Shida Kartli region (55.2 percent). Active cold storage facilities are also located in Kakheti region (13.9 percent), Tbilisi (7.2 percent), Kvemo Kartli region (6.2 percent), Adjara (5.2 percent), Samegrelo-Zemo Svaneti region (5.2 percent), Imereti region (3.6 percent), Guria region (2.1 percent) and Mtskheta-Mtianeti region (1.5 percent):

**ACTIVE COLD STORAGE FACILITIES IN GEORGIA  
BY REGIONS, 2020 YEAR**

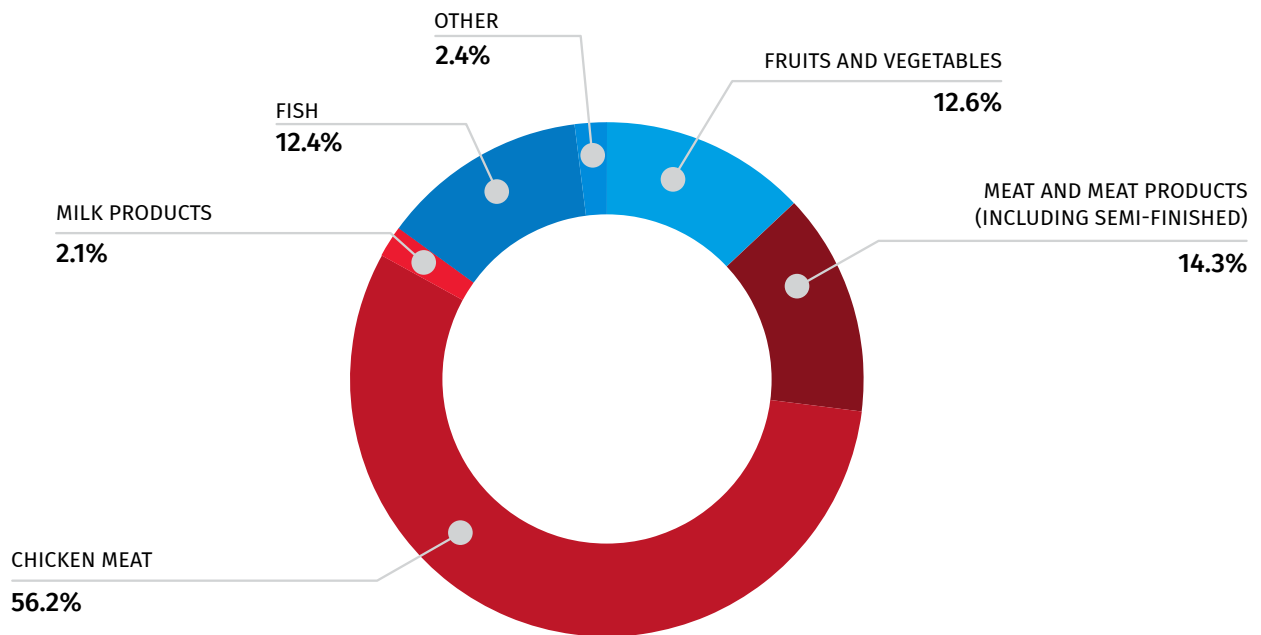


In 2020, the service was provided to 524 customers. The number of producers and resellers, from whom the product was purchased, totaled 673, while the annual average number of employed persons in cold storage facilities totaled 1 497.

15.06.2021

In 2020, 308.1 thousand tons of products were stored in cold storage facilities, 56.2 percent of which was chicken meat (including frozen meat), 14.3 percent–meat and meat products (including semi-finished products), 12.6 percent – fruit and vegetable, 12.4 percent – fish, 2.1 milk products, while remaining products had a small share:

**PRODUCTS STORED IN COLD STORAGE FACILITIES, 2020**



In 2020, 32.3 thousand tonnes of products were purchased for the further realization by cold storage facilities. The service fee amounted to 19.7 million Gel.

In 2020, products (68.0 thousand tones) of 217.7 million Gel were sold by cold storage facilities, relatively big share (36.8 percent) of which was local (own) products. Herewith, 64.6 percent of local (own) products sold by cold storage facilities was chicken meat. Significant share of imported products was chicken meat (including frozen) (45.9 percent), meat and meat products (including semi-finished products) (29.5 percent), and fish (10.4 percent).

From the total products sold by cold storage facilities (11.9), fish, fruits, vegetables and chicken meat were sold on the foreign market.

According to the results of the survey, the average daily load of cameras (percentage of total leads) was 61.9 percent in January, 61.9 percent in February, 67.0 percent in March and 69.5 percent

15.06.2021

in April, In May – 72.3 percent, in Juny – 66.8 percent, in July – 66.6 percent, in August – 62.6 percent, 54.4 percent in September, 61.2 percent in October, 62.5 percent in November and 59.6 percent in December.

Most of cold storage facilities are partly equipped with modern technologies (53.4 percent), 36.8 is fully equipped and 9.8 is not equipped with modern technologies at all.

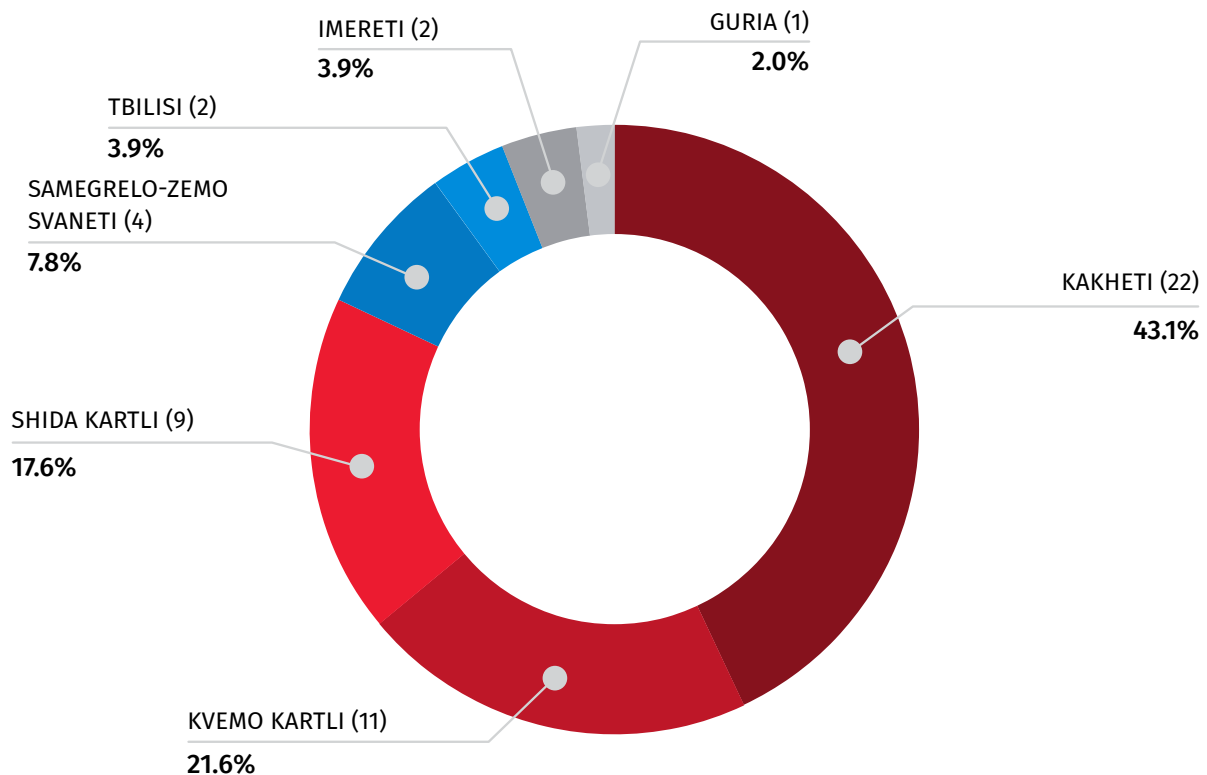
66.3 percent of cold storage facilities use loans from where the loans are taken for the purchasing fixed assets (including both purchase new equipment or improve the old ones) (25.8 percent) and 67.2 for the working capital. 7.0 percent of cold storage facilities got loans as purchasing fixed assets as for the working capital simultaneously.

15.06.2021

ELEVATORS

In 2020, 51 elevators were active in Georgia, most of them were located in Kakheti (43.1 percent), Kvemo Kartli region (21.6 percent). The active elevators (17.6 percent) were also located in Shida Kartli region, 7.8 percent in Samegrelo-Zemo Svaneti region, 3.9 percent – in Tbilisi, 3.9 percent – in Imereti region and 2.0 percent – in Guria region.

**ACTIVE ELEVATORS IN GEORGIA BY REGIONS, 2020**

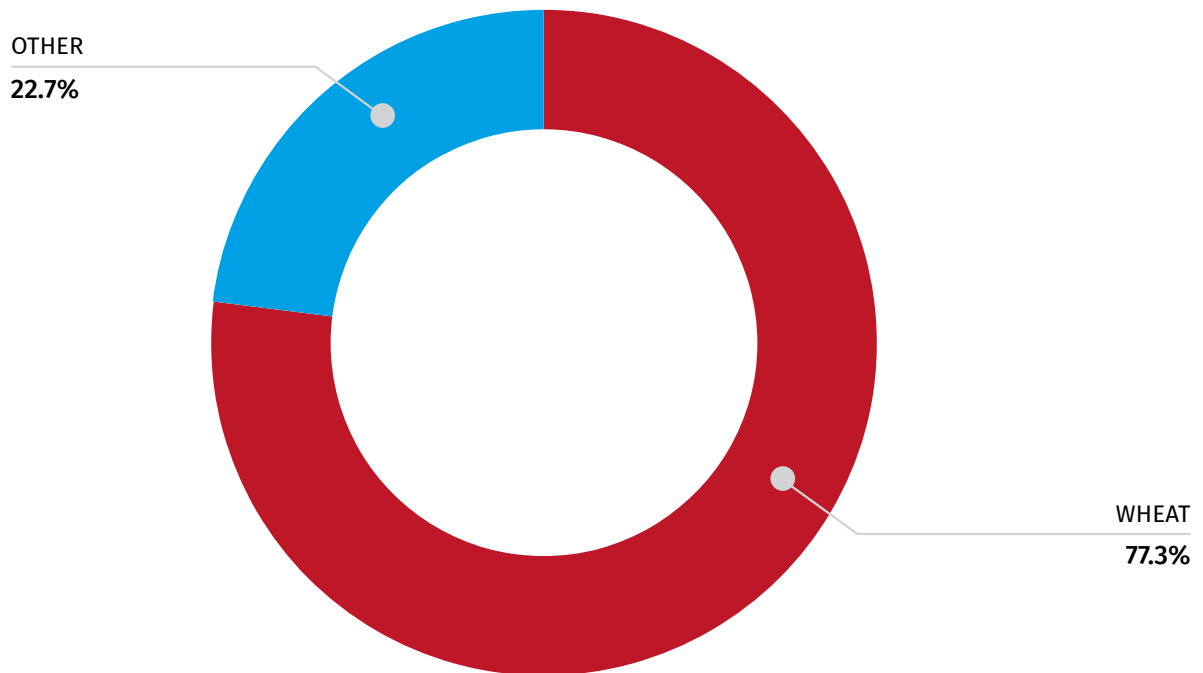


In 2020, the service was provided to 43 customers. The number of producers and resellers, from whom the product was purchased, totaled 247, while the annual average number of employed persons in cold storage facilities equaled 932.

In 2020, 487.3 thousand tons of products were stored in cold storage facilities, 77.3 percent of which was wheat, 8.6 percent corn, 8.3 percent soybeans grist, 3.3 percent wheat flour. Share rest of products where not significant:

15.06.2021

PRODUCTS STORED IN ELEVATORS,  
2020



In 2020, 401.1 thousand tones of products 358.1 million GEL was sold by elevators, 55.4 percent of which was local (own) production.

Expenditures on the processing and storage of products by elevators were 2.5 million Gel.

During 2020, a large part of the imported products sold by elevators – 63.7 percent - was wheat.

In 2020, biggest share of local (own) production by its volume and cost was wheat. The sold local production was mostly wheat flour (82.4 percent) and bran (15.2 percent).

According to the results of the study, average daily loading of the availability stores was 56.8 percent in January, 55.1 percent in February, 58.1 percent in March, 61.1 percent in April, 62.8 percent in May, 59.9 percent in June and 61.7 percent in July, In August – 59.1 percent, in September – 50.8 percent, in October – 59.6 percent, in November -60.9 percent In December and 58.0 percent in December.

34.0 percent of the elevators is equipped with modern technologies, 26.0 percent - partly and 40.0 percent are not equipped with modern technologies at all.

36.0 percent of the Elevator use loans. Out of this, 22.2 percent of the loan is made for the



## NATIONAL STATISTICS OFFICE OF GEORGIA

---

15.06.2021

fixed assets (for new acquisition or existing improvement), 66.7 percent of elevators has taken loans for working capital. 11.1 percent of cold storage facilities got loans as purchasing fixed assets as for the working capital simultaneously.

**National Statistics Office of Georgia**

**CONTACT PERSONS:**

Davit Kupatadze, Tel: 2 36 72 10 (200), E-mail: [dkupatadze@geostat.ge](mailto:dkupatadze@geostat.ge)

Mariam Kavelashvili, Tel: 2 36 72 10 (020), E-mail: [mkavelashvili@geostat.ge](mailto:mkavelashvili@geostat.ge)