



National Statistics Office of Georgia

**PRODUCER PRICE INDEX FOR
INDUSTRIAL PRODUCTS IN GEORGIA**

2021
MAY



21.06.2021

www.geostat.ge

21.06.2021

PRODUCER PRICE INDEX FOR INDUSTRIAL PRODUCTS IN GEORGIA

MAY 2021

In May 2021 the Producer Price Index for Industrial Products decreased by 0.2 percent compared to the previous month, while compared to May 2020 the index growth amounted to 15.5 percent.

The prices for **electricity, gas, steam and air conditioning** decreased by 7.2 percent **compared to April 2021**, resulting in a -0.86 percentage point contribution to the overall monthly PPI change. In the same period the prices for **products from mining and quarrying** increased by 3.8 percent, contributing 0.24 percentage points to the monthly index change. Within the group noteworthy price increase was registered for metal ores (3.9 percent). The prices increased also for **manufactured products** by 0.5 percent, contributing 0.38 percentage points to the monthly index change.

The **annual PPI** rate was mainly affected by price changes for the following products:

- **Products from mining and quarrying:** the prices were 9.8 percent higher, contributing 0.56 percentage points to the overall annual index change. Within the group the prices were higher for the subgroup of crude petroleum and natural gas (150.4 percent);
- **Manufactured products:** the prices increased by 15.5 percent, contributing 12.47 percentage points to the overall annual index growth. There was a notable increase in the prices for the following subgroups: food products (17.2 percent), beverages (5.3 percent) and basic metals (31.8 percent);
- **Electricity, gas, steam and air conditioning:** the annual price increase amounted to 16.1 percent, which contributed 1.68 percentage points to the annual index growth;
- **Water supply, sewerage, waste management and remediation services:** the annual price increase amounted to 30.1 percent, which contributed 0.82 percentage points to the annual index growth.

NATIONAL STATISTICS OFFICE OF GEORGIA

21.06.2021

The following table presents the Producer Price Index (compared to the previous month and the corresponding month of the previous year) and the relevant contributions of the products to the changes in the overall index:

PRODUCER PRICE INDEX FOR INDUSTRIAL PRODUCTS IN GEORGIA MAY 2021

CODE	GROUPS	OVER APRIL 2021	CONTRIBUTIONS* TO MONTHLY CHANGES	OVER MAY 2020	CONTRIBUTIONS* TO MONTHLY CHANGES
	TOTAL	99.8	-0.24	115.5	15.53
B	Mining and quarrying	103.8	0.24	109.8	0.56
05	Coal and lignite	100.0	0.00	51.2	-0.06
06	Crude petroleum and natural gas	103.4	0.01	250.4	0.24
07	Metal ores	103.9	0.17	104.8	0.18
08	Other mining and quarrying products	104.0	0.06	114.0	0.20
C	Manufactured products	100.5	0.38	115.5	12.47
10	Food products	100.2	0.04	117.2	3.91
11	Beverages	99.3	-0.12	105.3	1.09
12	Tobacco products	100.0	0.00	100.0	0.00
13	Textiles	100.3	0.00	142.3	0.15
14	Wearing apparel	99.3	-0.01	98.7	-0.02
15	Leather and related products	100.0	0.00	108.8	0.01
16	Wood and of products of wood and cork, except furniture; articles of straw and plaiting materials	106.8	0.06	118.1	0.17
17	Paper and paper products	103.3	0.03	113.3	0.15
18	Printing and recording services	103.7	0.05	201.6	0.97
19	Coke and refined petroleum products	99.0	-0.01	191.8	0.21
20	Chemicals and chemical products	99.7	-0.01	97.4	-0.04
21	Basic pharmaceutical products and pharmaceutical preparations	99.2	-0.01	103.6	0.06
22	Rubber and plastic products	102.6	0.08	114.9	0.50
23	Other non-metallic mineral products	100.8	0.07	107.8	0.71
24	Basic metals	100.6	0.08	131.8	3.64

* Individual contributions may not sum up to the total changes in the index due to rounding.

NATIONAL STATISTICS OFFICE OF GEORGIA

21.06.2021

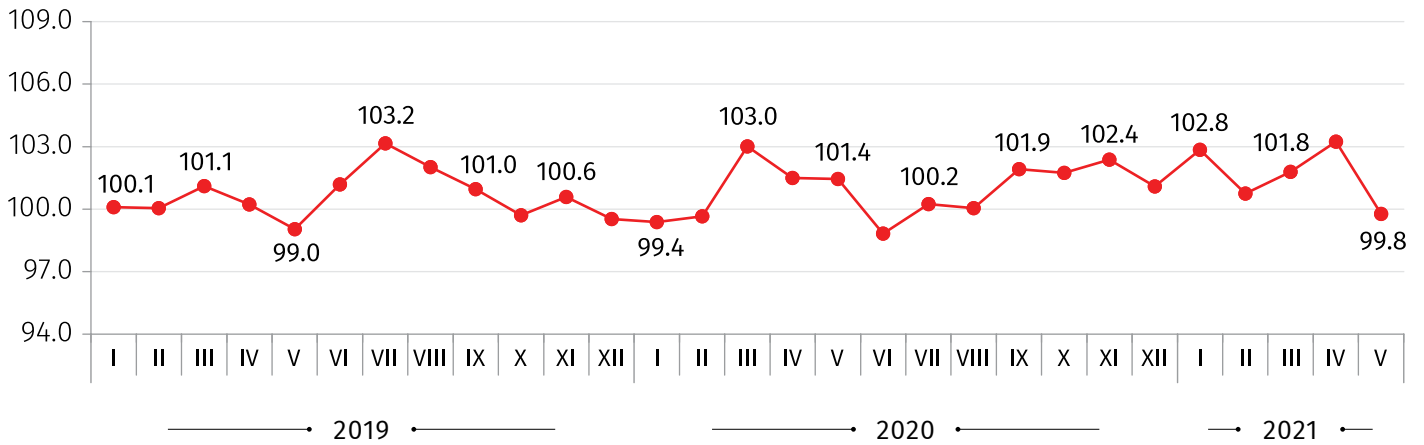
CODE	GROUPS	OVER APRIL 2021	CONTRIBUTIONS* TO MONTHLY CHANGES	OVER MAY 2020	CONTRIBUTIONS* TO MONTHLY CHANGES
25	Fabricated metal products, except machinery and equipment	105.1	0.13	131.8	0.73
27	Computer, electronic and optical products	102.4	0.01	112.0	0.07
28	Electrical equipment	100.6	0.00	123.5	0.04
30	Other transport equipment	96.1	-0.01	82.5	-0.09
31	Furniture	99.7	0.00	113.4	0.19
32	Other manufactured goods	100.0	0.00	106.2	0.02
33	Repair and installation services of machinery and equipment	100.0	0.00	101.5	0.01
D	Electricity, gas, steam and air conditioning	92.8	-0.86	116.1	1.68
35	Electricity, gas, steam and air conditioning	92.8	-0.86	116.1	1.68
E	Water supply, sewerage, waste management and remediation services	100.0	0.00	130.1	0.82
36	Natural water; water treatment and supply services	100.0	0.00	108.5	0.20
38	Waste collection, treatment and disposal services; materials recovery services	100.0	0.00	161.1	0.62

* Individual contributions may not sum up to the total changes in the index due to rounding.

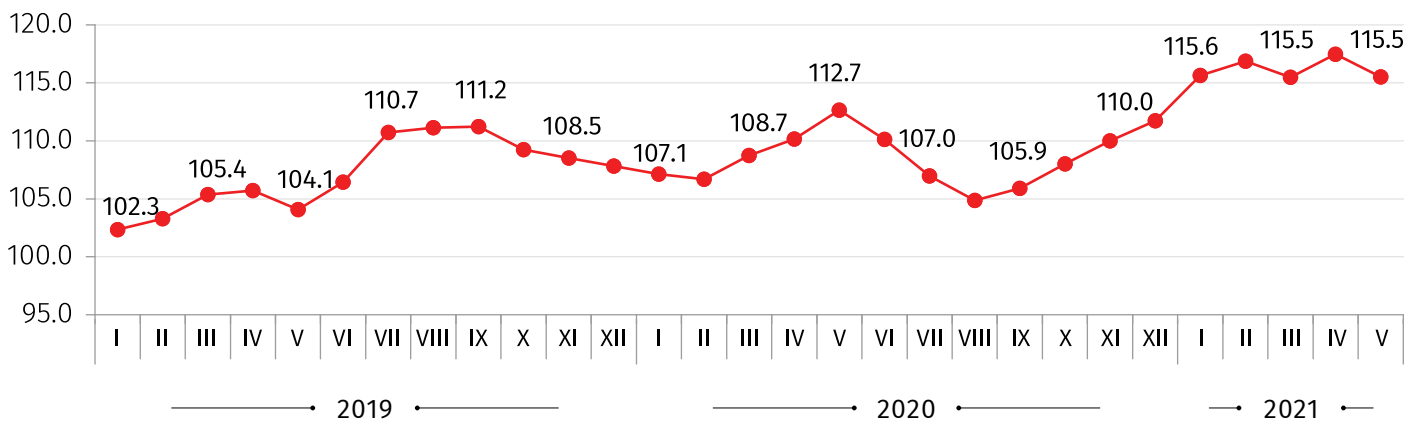
NATIONAL STATISTICS OFFICE OF GEORGIA

21.06.2021

PRODUCER PRICE INDEX FOR INDUSTRIAL PRODUCTS (PREVIOUS MONTH=100)



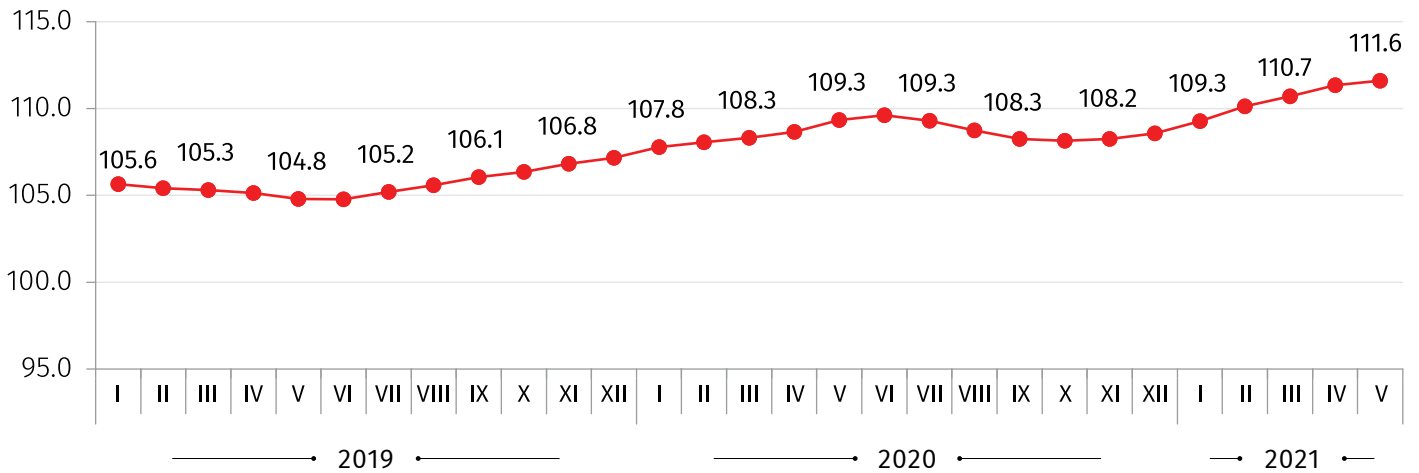
PRODUCER PRICE INDEX FOR INDUSTRIAL PRODUCTS (THE SAME MONTH OF THE PREVIOUS YEAR =100)



NATIONAL STATISTICS OFFICE OF GEORGIA

21.06.2021

PRODUCER PRICE INDEX FOR INDUSTRIAL PRODUCTS (12 MONTH AVERAGE OVER THE PREVIOUS 12 MONTH AVERAGE)



CONTACT PERSON:

Giorgi Tetrauli

Tel: (+995 32) 236 72 10 (400).

E-mail: gtetrauli@geostat.ge