



National Statistics Office of Georgia

**SURVEY OF WATER SUPPLY
ENTERPRISES
2020**

01.07.2021

www.geostat.ge

01.07.2021

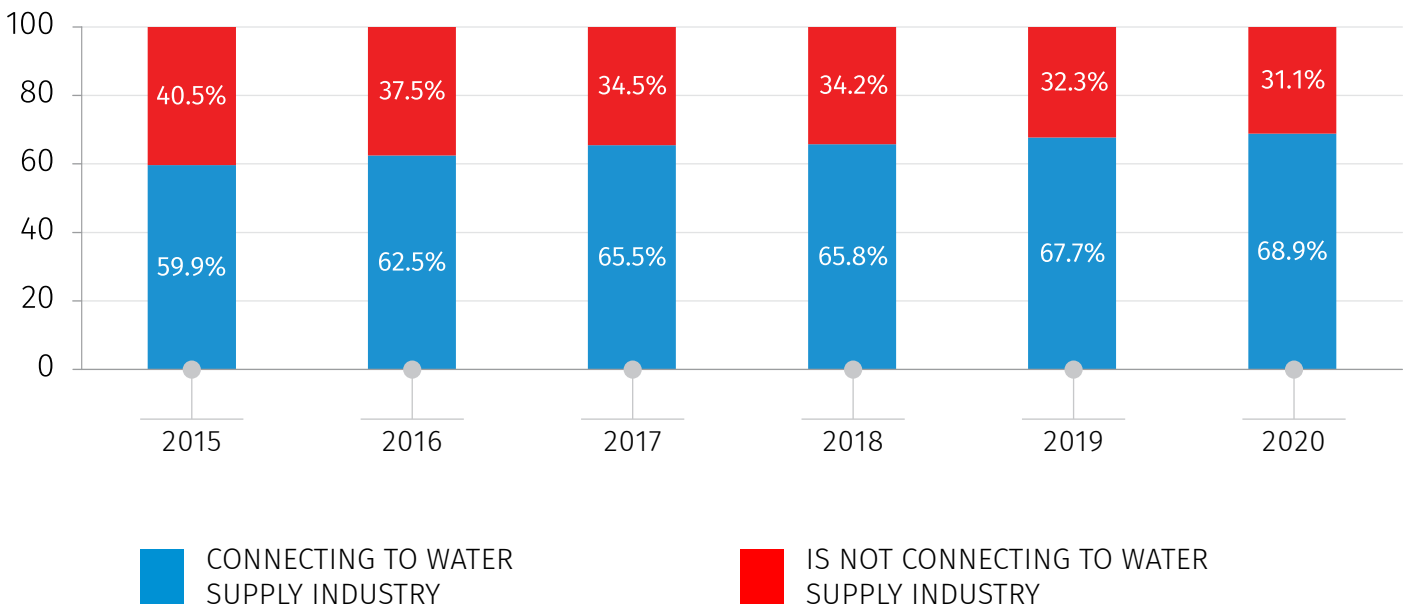
**SURVEY OF WATER SUPPLY ENTERPRISES
(2020)**

The survey results showed that in 2020, 25 enterprises were involved in water supply activities in Georgia. The volume of water provided to households amounted to 229.2 million cubic metres which is 2.6 percent higher compared to 2019. As of December 31, 2020, the number of population connected to water supply industry amounted to 2.57 million (68.9%) which is 2.1 percent higher compared to 2019.

The chart below presents the share of population connected to water supply industry in 2015-2020 (chart №1).

CHART №1

**POPULATION CONNECTED TO WATER SUPPLY INDUSTRY
(%)**



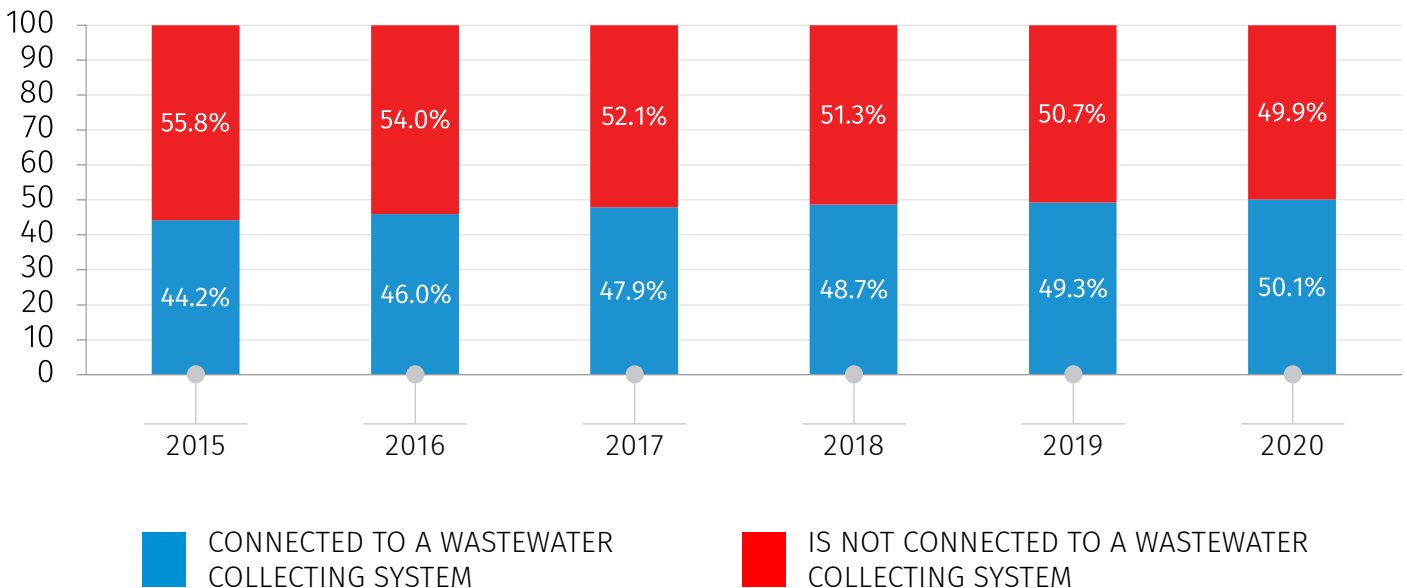
01.07.2021

In 2020, the number of population connected to a wastewater collecting system increased by 1.8 percent compared to the year prior and amounted to 1.87 million (50.1%), while the number of population connected to wastewater treatment facilities increased by 0.4 percent compared to previous year and reached 1.36 million (36.5% of total population).

The charts below present the share of population connected to a wastewater collecting system (chart №2) and the share of population connected to wastewater treatment facilities (chart №3) in 2015-2020.

CHART №2

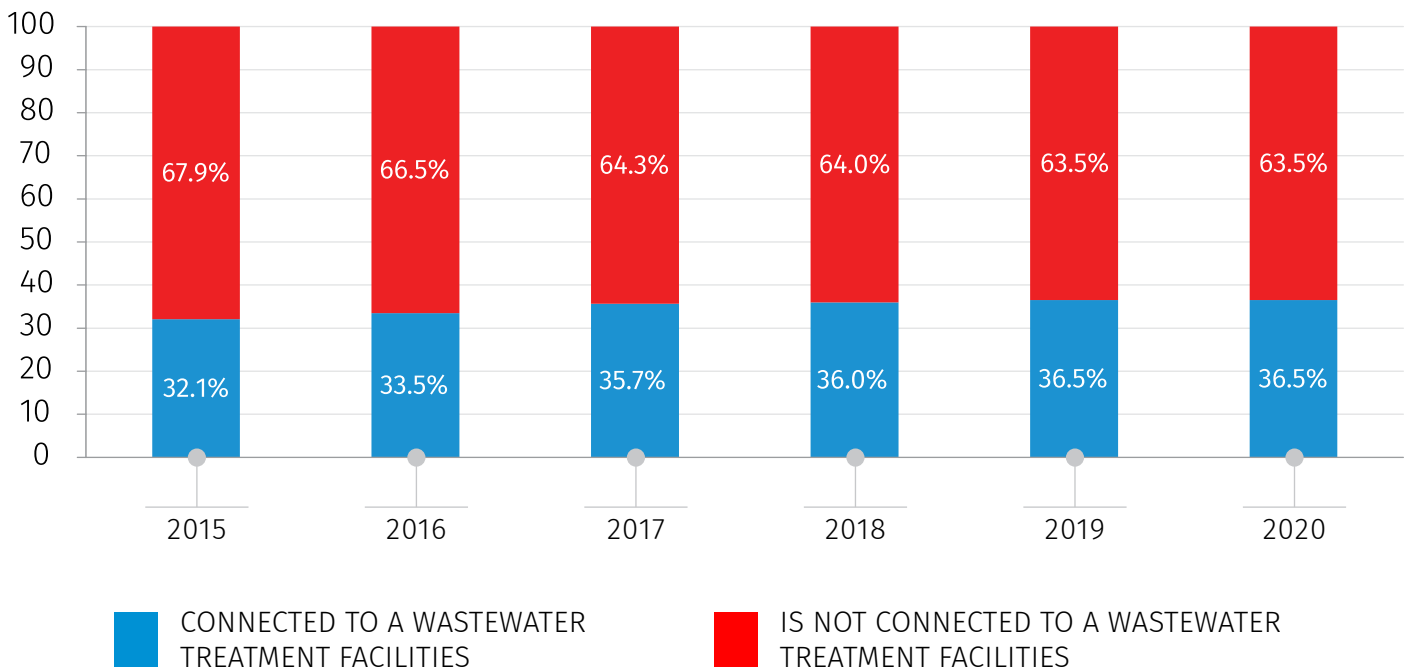
POPULATION CONNECTED TO A WASTEWATER COLLECTING SYSTEM (%)



01.07.2021

CHART №3

POPULATION CONNECTED TO WASTEWATER TREATMENT FACILITIES
(%)



CONTACT PERSONS:

Giorgi Sanadze, Tel: (+995 32) 2367210 (500)

E-mail: gsanadze@geostat.ge; info@geostat.ge

Mariam Kavelashvili, Tel: (+995 32) 2367210 (020)

E-mail: mkavelashvili@geostat.ge; info@geostat.ge