




National Statistics Office of Georgia

**PRODUCER PRICE INDEX FOR INDUSTRIAL
PRODUCTS IN GEORGIA**

2021

JUNE



20.07.2021

www.geostat.ge

20.07.2021

PRODUCER PRICE INDEX FOR INDUSTRIAL PRODUCTS IN GEORGIA

JUNE 2021

In June 2021 the Producer Price Index for Industrial Products decreased by 1.1 percent compared to the previous month, while compared to June 2020 the index growth amounted to 15.7 percent.

The prices for **products from mining and quarrying** decreased by 5.0 percent **compared to May 2021**, resulting in a -0.33 percentage point contribution to the overall monthly PPI change. In the same period the prices for **manufactured products** decreased by -0.8 percent, contributing -0.62 percentage points to the monthly index change. Within the group a noteworthy price decrease was registered for beverages (-4.2 percent). The prices decreased also for **electricity, gas, steam and air conditioning** by 1.0 percent, contributing -0.11 percentage points to the monthly index change.

The annual PPI rate was mainly affected by price changes for the following products:

- **Products from mining and quarrying:** the prices were 5.9 percent higher, contributing 0.27 percentage points to the overall annual index change. Within the group the prices were higher for the subgroup of crude petroleum and natural gas (150.4 percent);
- **Manufactured products:** the prices increased by 15.5 percent, contributing 12.56 percentage points to the overall annual index growth. There was a notable increase in the prices for the following subgroups: food products (17.0 percent), printing and recording services (107.8 percent) and basic metals (28.7 percent);
- **Electricity, gas, steam and air conditioning:** the annual price increase amounted to 20.5 percent, which contributed 2.01 percentage points to the annual index growth;
- **Water supply, sewerage, waste management and remediation services:** the annual price increase amounted to 30.1 percent, which contributed 0.83 percentage points to the annual index growth.

NATIONAL STATISTICS OFFICE OF GEORGIA

20.07.2021

The following table presents the Producer Price Index (compared to the previous month and the corresponding month of the previous year) and the relevant contributions of the products to the changes in the overall index:

PRODUCER PRICE INDEX FOR INDUSTRIAL PRODUCTS IN GEORGIA JUNE 2021

CODE	GROUPS	OVER MAY 2021	CONTRIBUTIONS* TO MONTHLY CHANGES	OVER JUNE 2020	CONTRIBUTIONS* TO MONTHLY CHANGES
	TOTAL	98.9	-1.06	115.7	15.67
B	Mining and quarrying	95.0	-0.33	105.9	0.27
05	Coal and lignite	100.0	0.00	53.7	-0.06
06	Crude petroleum and natural gas	100.0	0.00	250.4	0.24
07	Metal ores	92.7	-0.33	98.8	-0.13
08	Other mining and quarrying products	100.1	0.00	114.5	0.21
C	Manufactured products	99.2	-0.62	115.5	12.56
10	Food products	99.6	-0.07	117.0	3.93
11	Beverages	95.8	-0.78	103.3	0.62
12	Tobacco products	100.0	0.00	100.0	0.00
13	Textiles	98.5	-0.01	137.3	0.13
14	Wearing apparel	99.4	-0.01	102.8	0.03
15	Leather and related products	100.0	0.00	110.1	0.01
16	Wood and of products of wood and cork, except furniture; articles of straw and plaiting materials	97.9	-0.02	116.5	0.15
17	Paper and paper products	97.2	-0.03	113.8	0.14
18	Printing and recording services	106.9	0.09	207.8	1.04
19	Coke and refined petroleum products	101.0	0.01	199.7	0.23
20	Chemicals and chemical products	110.3	0.36	107.8	0.39
21	Basic pharmaceutical products and pharmaceutical preparations	88.6	-0.20	94.3	-0.13
22	Rubber and plastic products	100.1	0.00	119.8	0.61
23	Other non-metallic mineral products	100.2	0.01	108.9	0.79
24	Basic metals	98.4	-0.20	128.7	3.34

* Individual contributions may not sum up to the total changes in the index due to rounding.

NATIONAL STATISTICS OFFICE OF GEORGIA

20.07.2021

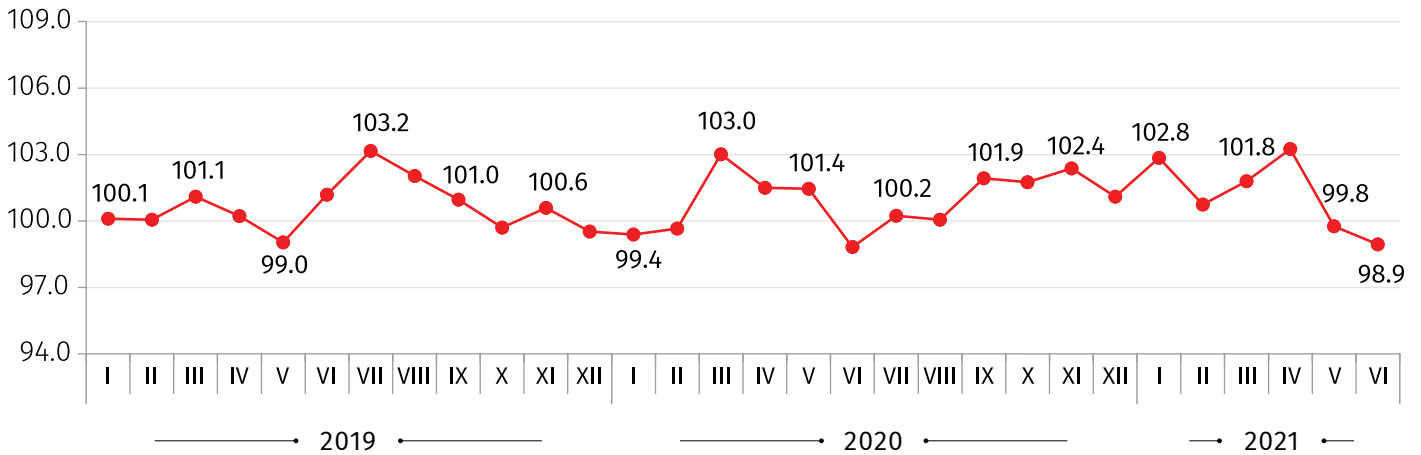
CODE	GROUPS	OVER MAY 2021	CONTRIBUTIONS* TO MONTHLY CHANGES	OVER JUNE 2020	CONTRIBUTIONS* TO MONTHLY CHANGES
25	Fabricated metal products, except machinery and equipment	103.1	0.08	136.6	0.85
27	Computer, electronic and optical products	104.6	0.03	115.6	0.10
28	Electrical equipment	92.7	-0.01	126.2	0.04
30	Other transport equipment	105.4	0.02	87.0	-0.07
31	Furniture	101.3	0.02	115.0	0.21
32	Other manufactured goods	100.0	0.00	106.2	0.02
33	Repair and installation services of machinery and equipment	108.1	0.08	109.8	0.11
D	Electricity, gas, steam and air conditioning	99.0	-0.11	120.5	2.01
35	Electricity, gas, steam and air conditioning	99.0	-0.11	120.5	2.01
E	Water supply, sewerage, waste management and remediation services	100.0	0.00	130.1	0.83
36	Natural water; water treatment and supply services	100.0	0.00	108.5	0.20
38	Waste collection, treatment and disposal services; materials recovery services	100.0	0.00	161.1	0.63

* Individual contributions may not sum up to the total changes in the index due to rounding.

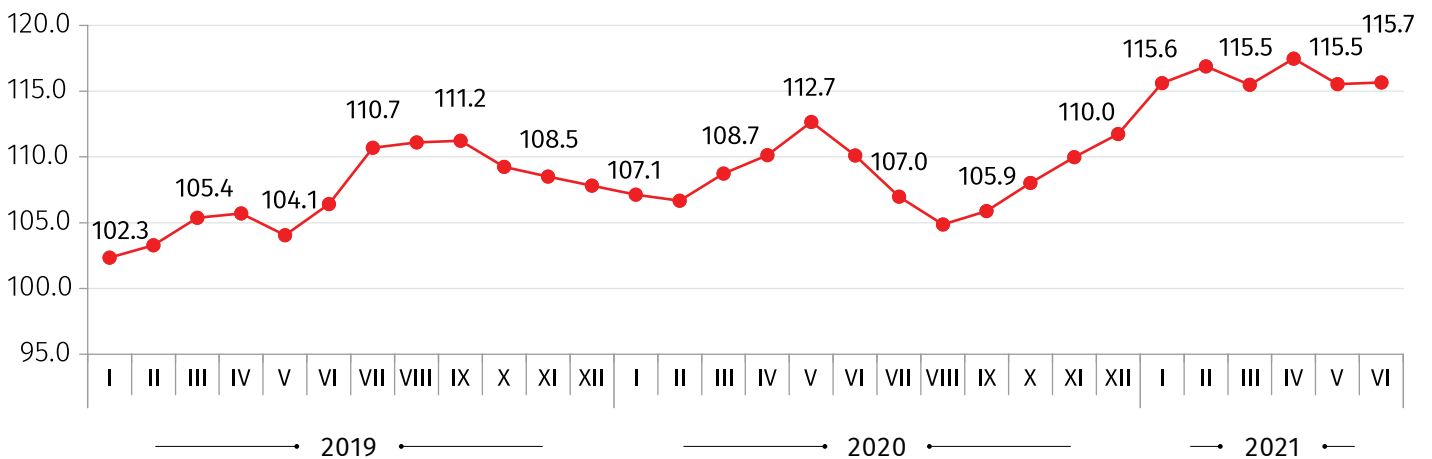
NATIONAL STATISTICS OFFICE OF GEORGIA

20.07.2021

PRODUCER PRICE INDEX FOR INDUSTRIAL PRODUCTS (PREVIOUS MONTH=100)



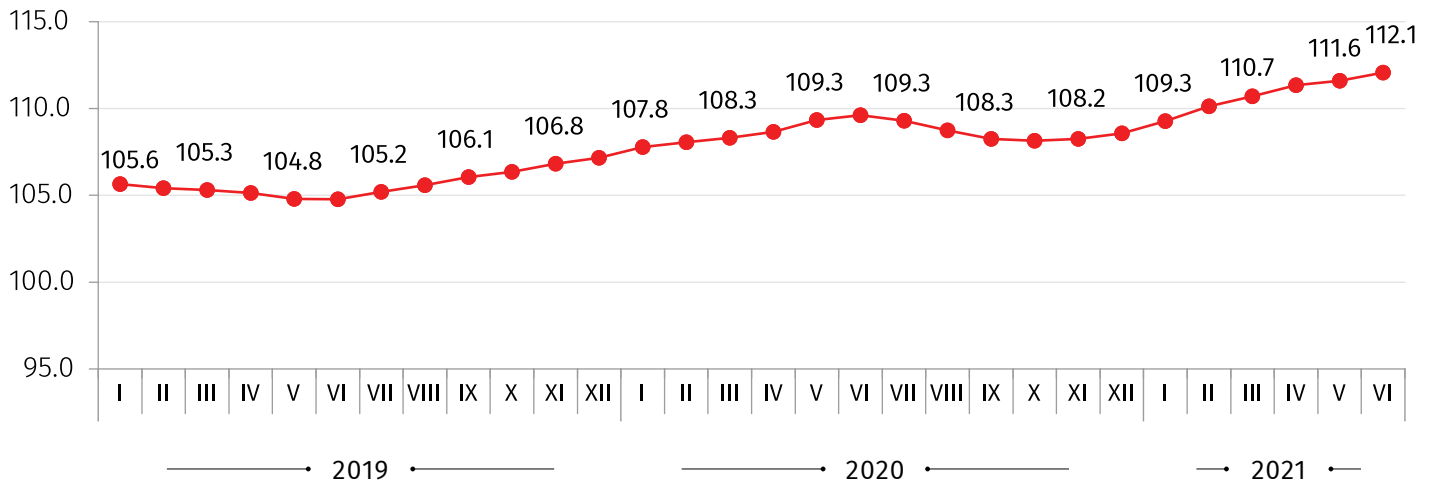
PRODUCER PRICE INDEX FOR INDUSTRIAL PRODUCTS (THE SAME MONTH OF THE PREVIOUS YEAR =100)



NATIONAL STATISTICS OFFICE OF GEORGIA

20.07.2021

PRODUCER PRICE INDEX FOR INDUSTRIAL PRODUCTS (12 MONTH AVERAGE OVER THE PREVIOUS 12 MONTH AVERAGE)



CONTACT PERSON:

Giorgi Tetrauli

Tel: (+995 32) 236 72 10 (400).

E-mail: gtetrauli@geostat.ge