



National Statistics Office of Georgia

**INDICATORS OF THE LABOUR FORCE**  
**2021**  
**II QUARTER**  
**(EMPLOYMENT AND UNEMPLOYMENT)**



19.08.2021

[www.geostat.ge](http://www.geostat.ge)

19.08.2021

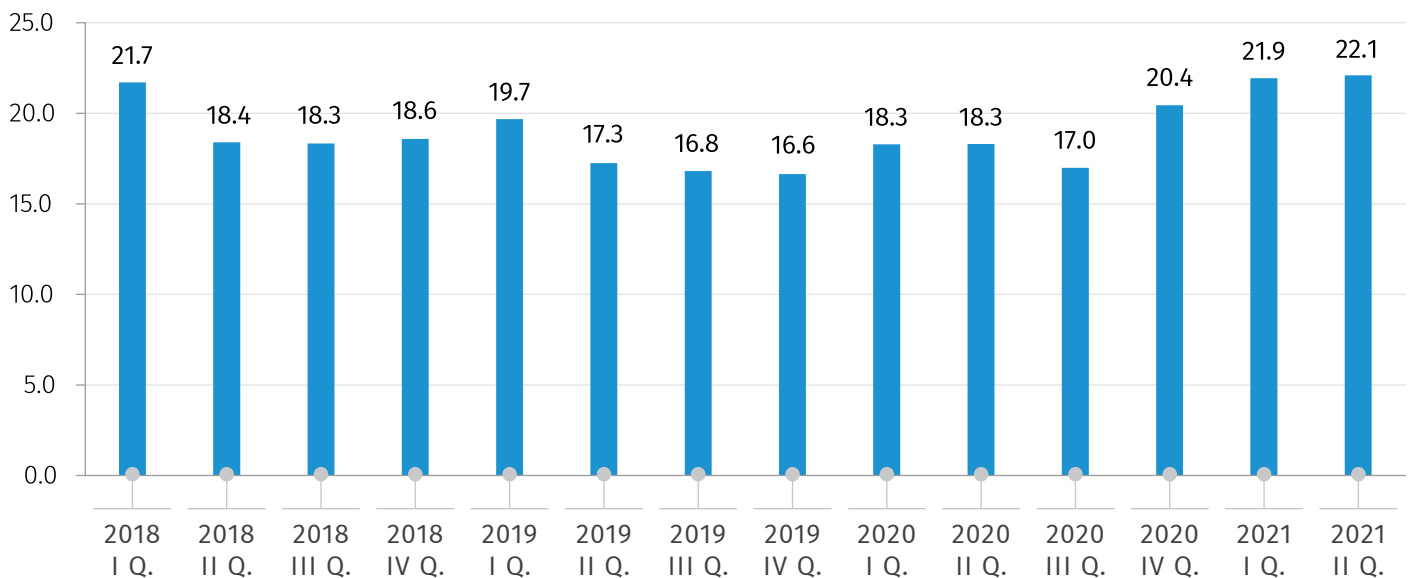
**INDICATORS OF THE LABOUR FORCE  
(EMPLOYMENT AND UNEMPLOYMENT)  
II QUARTER, 2021 YEAR**

In the II quarter of 2021, the unemployment rate in Georgia increased by 3.8 percentage points compared to the corresponding period of the previous year and equaled 22.1 percent.

The chart below presents the unemployment rate by quarters of 2018-2021 years.

CHART №1

**UNEMPLOYMENT RATE IN GEORGIA  
(%)**



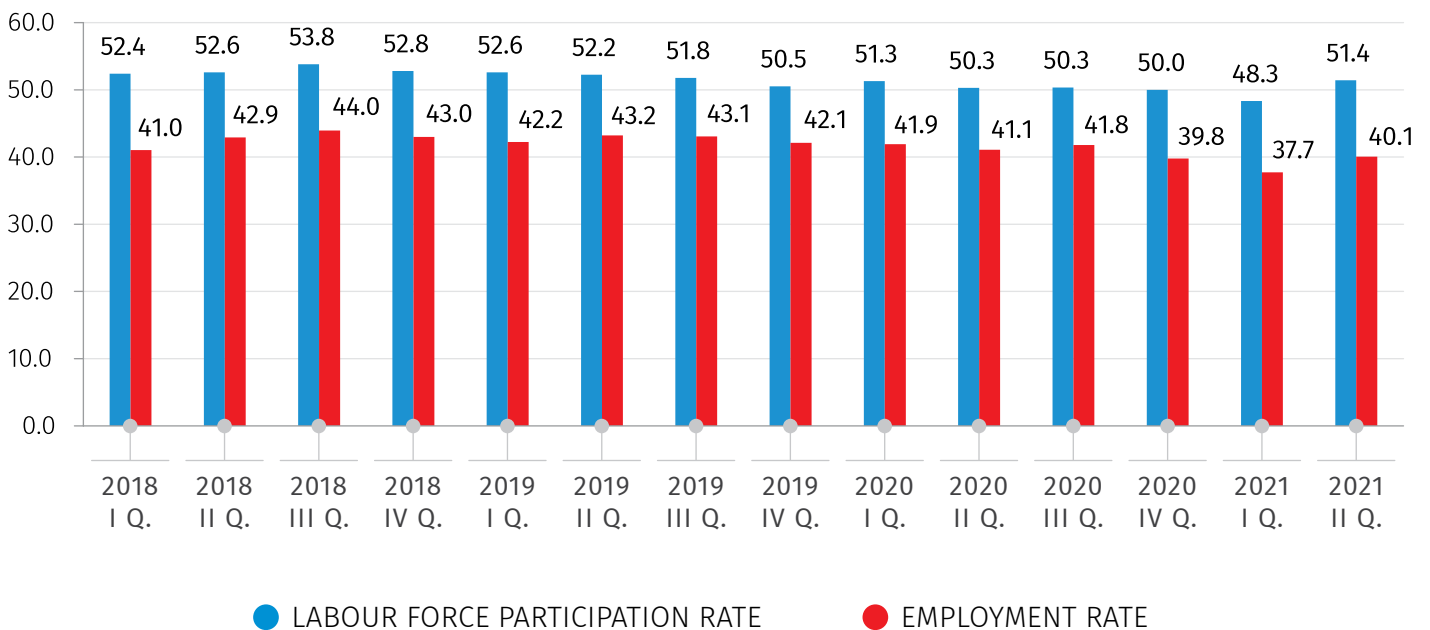
19.08.2021

In the II quarter of 2021, labour force (economically active population) constituted 51.4 percent of the working age population (population aged 15 and older), which is 1.1 percentage points more than that was to the corresponding period of the previous year, while the employment rate decreased by 1.0 percentage points and equaled to 40.1 percent. The Labour force participation rate (economic activity rate) in urban settlements increased by 1.0 percentage points, while in rural settlements that increased by 1.3 percentage points. The employment rate decreased in urban settlements by 0.5 percentage points and by 1.7 percentage points in rural settlements.

The chart below presents the labour force participation rate (economic activity rate) and employment rates by quarters of 2018-2021 years.

CHART №2

LABOUR FORCE PARTICIPATION RATE AND EMPLOYMENT RATE  
(%)



## NATIONAL STATISTICS OFFICE OF GEORGIA

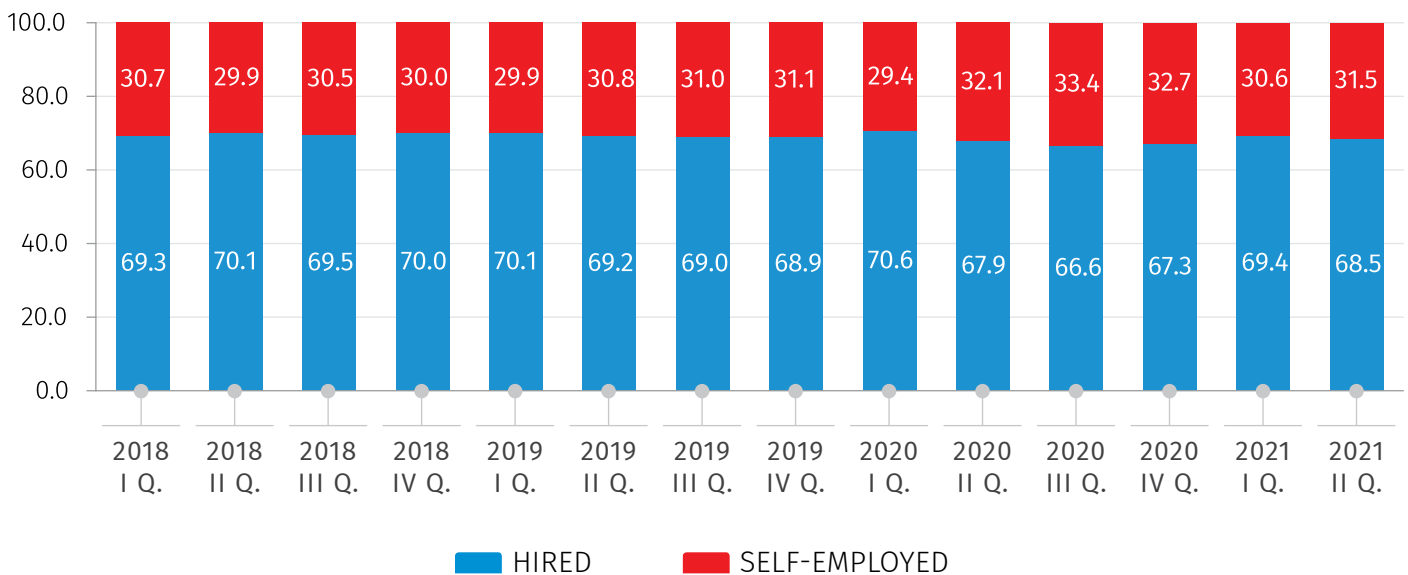
19.08.2021

In the II quarter of 2021, the share of hired employees was 68.5 percent among employed persons that increased by 0.7 percentage points compared to the corresponding period of the previous year.

The chart below presents the distribution of employed by status in employment for 2018-2021 years.

CHART №3

**DISTRIBUTION OF EMPLOYED BY STATUS IN EMPLOYMENT**  
(%)



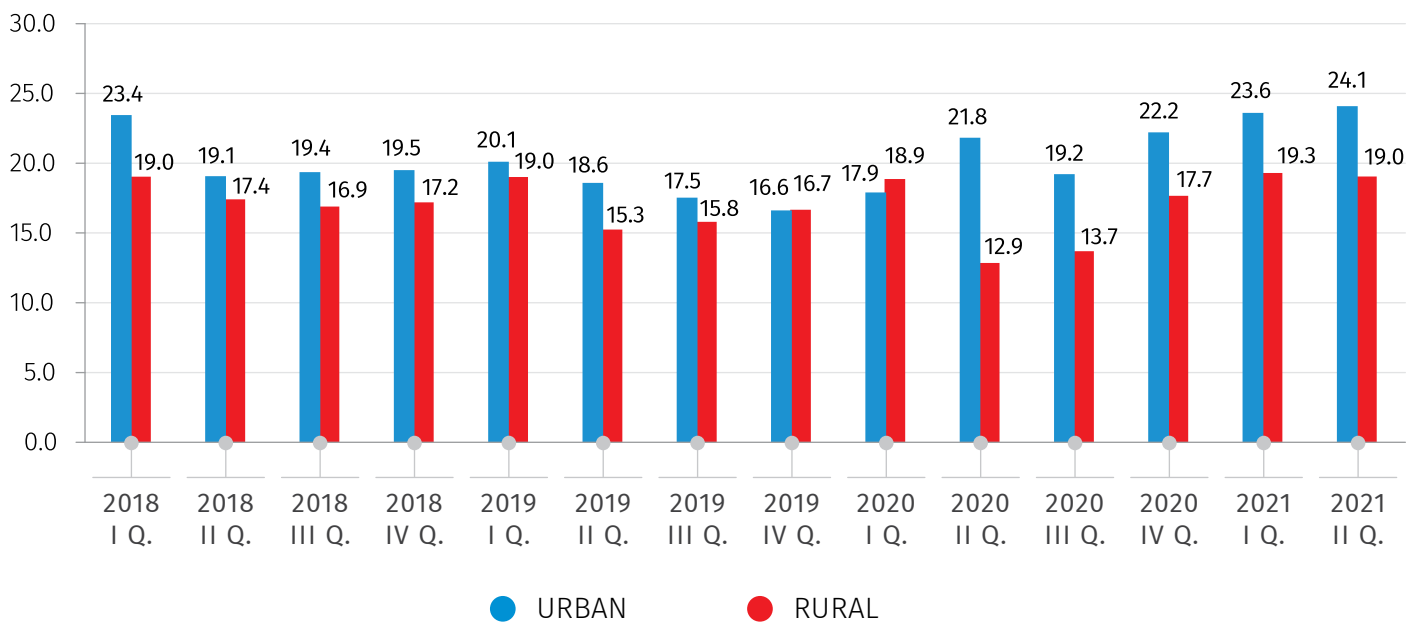
19.08.2021

In the II quarter of 2021, the unemployment rate in urban settlements increased by 2.3 percentage points compared to the corresponding period of the previous year, while in rural settlements that increased by 6.2 percentage points.

The chart below presents the unemployment rate by urban-rural areas and quarters of 2018-2021 years.

CHART №4

UNEMPLOYMENT RATE BY URBAN-RURAL AREAS  
(%)



## NATIONAL STATISTICS OFFICE OF GEORGIA

19.08.2021

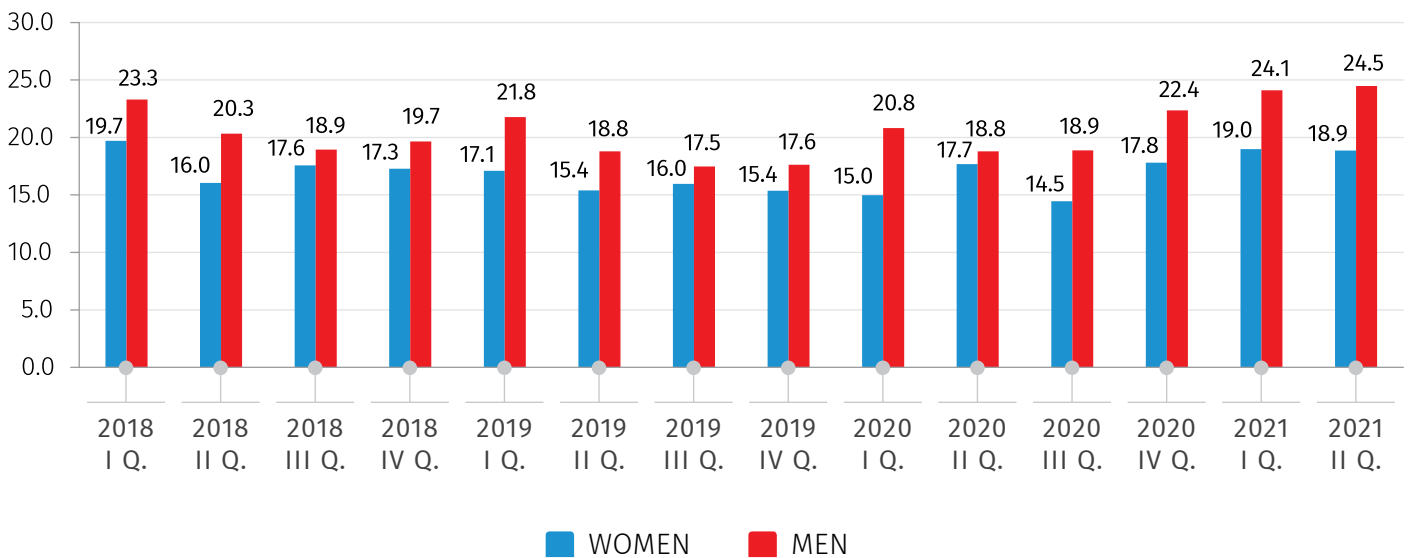
Traditionally, the unemployment rate is higher for men than for women. In the II quarter of 2021, compared to the corresponding period of the previous year this indicator increased for women by 1.2 percentage points, while it increased by 5.7 percentage points for men.

The chart below presents the unemployment rate by sex and quarters of 2018-2021 years.

CHART №5

### UNEMPLOYMENT RATE BY SEX

(%)



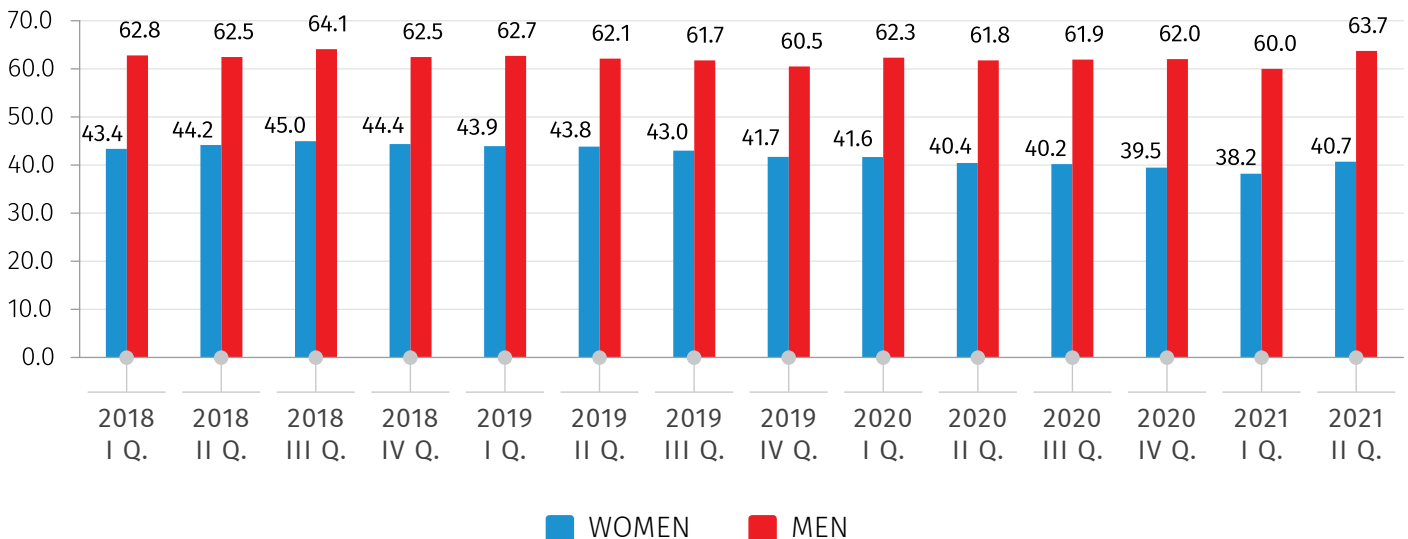
19.08.2021

The labour force participation rate (activity rate) is higher for men than for women. In the II quarter of 2021 the indicator for women was 40.7 percent and for men – 63.7 percent. The labour force participation rate (activity rate) for women increased by 0.3 percentage points, while for men - 2.0 percentage points, compared to the corresponding period of the previous year.

The chart below presents the labour force participation rate (economic activity rate) by sex and quarters of 2018-2021 years.

CHART №6

LABOUR FORCE PARTICIPATION RATE BY SEX  
(%)



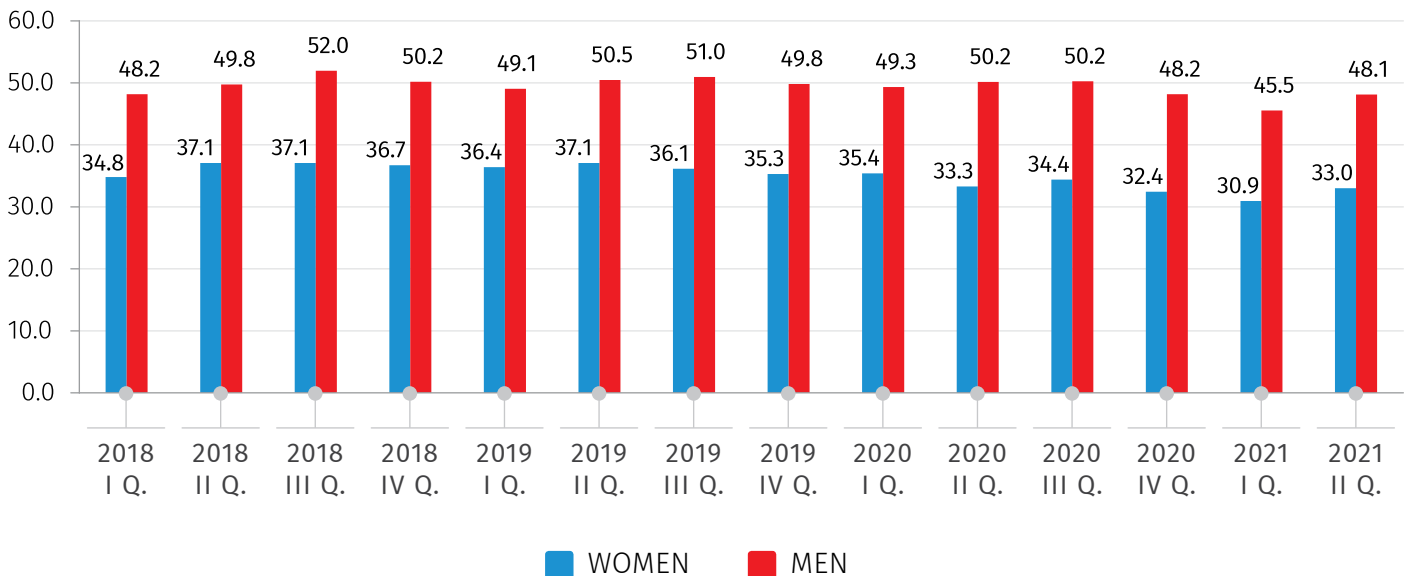
19.08.2021

In the II Quarter of 2021 the employment rate for women as well as for men decreased by 0.3 and 2.0 percentage points, respectively compared to the corresponding period of the previous year.

The chart below illustrates the employment rate by sex and quarters of 2018-2021 years.

CHART №7

**EMPLOYMENT RATE BY SEX**  
(%)



**CONTACT PERSON:**

Vasil Tsakadze, Tel.: (+995 32) 236 72 10 (600), E-mail: [vtsakadze@geostat.ge](mailto:vtsakadze@geostat.ge)

Mariam Kavelashvili. Tel.: (+995 32) 236 72 10 (020), E-mail: [mkavelashvili@geostat.ge](mailto:mkavelashvili@geostat.ge)