

## NATIONAL STATISTICS OFFICE OF GEORGIA

19.08.2021

ANNEX №1

### GEORGIAN EXTERNAL TRADE BY COUNTRIES IN JANUARY-JULY 2021\* (THSD. US DOLLARS)

	EXPORTS (FOB)	IMPORTS (CIF)	BALANCE
<b>External trade – Total</b>	<b>2 275 649.3</b>	<b>5 205 968.3</b>	<b>-2 930 319.0</b>
Of which:			
<b>EU countries</b>	<b>349 026.1</b>	<b>1 202 974.1</b>	<b>-853 948.0</b>
Austria	710.5	22 988.8	-22 278.3
Belgium	13 079.3	47 758.3	-34 679.0
Bulgaria	127 268.1	95 669.2	31 598.9
Croatia	236.1	3 657.6	-3 421.5
Cyprus	161.0	1 142.4	-981.4
Czech Republic	3 900.6	53 146.9	-49 246.2
Denmark	1 014.5	11 240.9	-10 226.5
Estonia	1 512.1	4 449.9	-2 937.8
Finland	648.3	11 290.0	-10 641.7
France	22 020.8	100 187.0	-78 166.2
Germany	28 814.4	250 402.3	-221 587.9
Greece	3 020.4	20 147.2	-17 126.9
Hungary	380.7	26 943.6	-26 562.9
Ireland	1 192.1	6 316.2	-5 124.1
Italy	17 758.3	137 173.9	-119 415.6
Latvia	6 141.4	15 765.2	-9 623.8
Lithuania (Lietuva)	32 259.0	21 079.8	11 179.1
Luxembourg	8.9	1 381.0	-1 372.1
Malta	125.9	4 499.5	-4 373.6
Netherlands	15 626.0	81 357.3	-65 731.3
Poland	17 124.2	90 796.6	-73 672.4
Portugal	460.9	6 021.0	-5 560.2
Romania	11 862.3	100 684.3	-88 822.0
Slovakia	383.3	7 826.4	-7 443.2
Slovenia	128.0	16 067.9	-15 939.9
Spain	42 672.6	56 319.2	-13 646.7
Sweden	516.4	8 661.4	-8 145.0
<b>CIS countries</b>	<b>1 062 475.8</b>	<b>1 516 324.6</b>	<b>-453 848.8</b>
Armenia	126 041.7	271 870.6	-145 828.9
Azerbaijan	295 341.1	291 548.7	3 792.4
Belarus	29 403.1	29 268.9	134.2
Kazakhstan	41 095.2	11 100.6	29 994.6
Kyrgyzstan	13 664.0	1 048.6	12 615.4

## NATIONAL STATISTICS OFFICE OF GEORGIA

19.08.2021

	EXPORTS (FOB)	IMPORTS (CIF)	BALANCE
Moldova	10 868.0	7 493.5	3 374.5
Russia	322 686.3	545 316.8	-222 630.5
Tajikistan	6 974.4	16.0	6 958.3
Turkmenistan	7 333.8	107 644.7	-100 310.9
Ukraine	165 766.0	235 353.3	-69 587.3
Uzbekistan	43 302.3	15 662.9	27 639.4
<b>Other countries</b>	<b>864 147.4</b>	<b>2 486 669.6</b>	<b>-1 622 522.2</b>
Afghanistan	366.2	14.0	352.2
Albania	56.1	401.6	-345.5
Algeria	0.0	59.3	-59.3
Angola	0.0	0.0	0.0
Argentina	1 396.3	4 423.3	-3 027.1
Australia	782.7	892.7	-110.0
Bahrain	21.6	0.0	21.6
Bangladesh	309.6	1 496.5	-1 186.9
Belize	0.0	23.6	-23.6
Bhutan	31.1	0.0	31.1
Bosnia and Herzegovina	0.0	152.1	-152.1
Brazil	5 218.8	65 391.2	-60 172.4
Burkina Faso	1 205.0	0.0	1 205.0
Cameroon	0.0	254.7	-254.7
Canada	9 868.5	10 994.3	-1 125.8
Chad	6.6	140.0	-133.4
Chile	4 945.7	67 696.9	-62 751.2
China	370 496.1	459 405.8	-88 909.6
Colombia	2 992.1	50.0	2 942.1
Costa Rica	17.0	91.0	-74.0
Cuba	20.9	115.4	-94.5
Ecuador	362.6	10 677.2	-10 314.6
Egypt	43.4	4 954.6	-4 911.2
Ethiopia	19.1	0.4	18.7
Faroe Islands	0.0	25.3	-25.3
Franch Southern Territories	0.0	391.5	-391.5
French Polynesia	0.0	23.8	-23.8
Gabon	0.0	4 885.8	-4 885.8
Ghana	148.1	69.9	78.2
Hong Kong SAR of China	1 766.4	75 069.3	-73 302.9
Iceland	0.0	1 594.7	-1 594.7
India	1 563.5	31 283.0	-29 719.6
Indonesia	5.4	59 359.6	-59 354.2

## NATIONAL STATISTICS OFFICE OF GEORGIA

19.08.2021

	EXPORTS (FOB)	IMPORTS (CIF)	BALANCE
Iran	12 951.1	66 682.6	-53 731.6
Iraq	6 767.7	1 417.4	5 350.3
Israel	12 388.8	6 511.3	5 877.5
Japan	12 491.8	88 185.3	-75 693.5
Jordan	359.8	145.3	214.5
Kenya	620.1	259.3	360.8
Korea Republic of	6 183.4	38 961.9	-32 778.5
Kuwait	1 255.1	12.3	1 242.8
Lao	0.0	15.2	-15.2
Lebanon	18.3	1 185.0	-1 166.6
Libya	493.5	0.0	493.5
Liechtenstein	0.0	129.4	-129.4
Macau	10.9	0.0	10.9
Macedonia (FYR)	88.2	776.9	-688.7
Malawi	0.0	428.1	-428.1
Malaysia	373.0	10 269.1	-9 896.1
Mali	596.7	0.0	596.7
Marshall Islands	455.0	0.0	455.0
Mauritania	16.4	0.0	16.4
Mexico	322.0	4 774.1	-4 452.1
Monaco	3.4	6.2	-2.8
Mongolia	1 418.8	0.0	1 418.8
Montenegro	0.0	501.9	-501.9
Morocco	3 236.4	33.2	3 203.2
Mozambique	18.5	0.0	18.5
Nepal	0.0	8.9	-8.9
New Zealand	0.0	1 233.0	-1 233.0
Niger	3.7	0.7	2.9
Nigeria	214.6	27.0	187.6
Norway	217.7	3 679.9	-3 462.2
Oman	163.2	515.0	-351.8
Pakistan	53.9	1 264.7	-1 210.8
Panama	17.1	4.6	12.5
Paraguay	216.0	4 628.2	-4 412.2
Peru	9 840.5	416.1	9 424.4
Philippines	1 118.9	202.2	916.7
Puerto Rico	50.3	0.0	50.3
Qatar	925.0	882.0	43.0
San Marino	0.0	210.8	-210.8
Saudi Arabia	18 568.1	266.6	18 301.5





## NATIONAL STATISTICS OFFICE OF GEORGIA

19.08.2021

	EXPORTS (FOB)	IMPORTS (CIF)	BALANCE
Senegal	44.6	0.0	44.6
Serbia	11.8	13 916.2	-13 904.4
Seychelles	0.0	285.9	-285.9
Singapore	11 038.1	4 212.5	6 825.6
Somalia	26.1	0.0	26.1
South Africa	180.7	3 313.8	-3 133.1
Sri Lanka	0.8	1 270.8	-1 270.1
Sudan	256.4	0.0	256.4
Switzerland	44 042.5	45 533.7	-1 491.3
Syrian	432.6	166.2	266.4
Taiwan Province of China	2 244.2	5 793.7	-3 549.5
Tanzania	3 628.3	0.0	3 628.3
Thailand	376.7	9 145.1	-8 768.5
Tunisia	6 880.5	235.2	6 645.4
Turkey	189 907.0	917 367.4	-727 460.4
Uganda	0.0	127.2	-127.2
United Arab Emirates	11 008.2	62 309.9	-51 301.7
United Kingdom	12 002.2	45 830.1	-33 827.9
United States	87 366.1	335 157.3	-247 791.2
Uruguay	860.0	2 015.2	-1 155.2
Venezuela	149.8	0.0	149.8
Viet Nam	352.6	5 401.1	-5 048.5
Virgin Islands British	0.0	1 016.8	-1 016.8
Yemen	2.5	0.0	2.5
Zimbabwe	235.2	0.0	235.2

\*Preliminary data.

19.08.2021

- Sources:**
-  LEPL Revenue Service of Ministry of Finance of Georgia;
  -  Georgian State Electrosystem JSC;
  -  Electrosystem Commercial Operator JSC;
  -  Georgian Gas Transportation Company LTD.

**Explanation of symbols:**

- Not applicable;
- 0.0 Negligible magnitude;
- \* Data are preliminary and subject to revisions;
- ... Data are confidential

**Notice:**

1. The discrepancy between the totals and the sum in some cases can be explained by using rounded data;
2. Information does not cover the data of Simplified Customs Declarations (Form #4);
3. Information does not cover non-organized trade also occupied territories of Abkhazian Autonomous Republic and Tskhinvali region;
4. According to the international methodology there are some difference in coverage of trade flows between external merchandise trade statistics and customs statistics. Diplomatic temporary transit and analogous goods are excluded from the database of external merchandise trade statistics.

**THE PRELIMINARY DATA WILL BE REVISED ACCORDING TO THE GEOSTAT'S REVISION POLICY  
(BASED ON THE REGULAR REVISION PRINCIPLE) AS A RESULT OF ADJUSTING  
DATA BY RESPONDENTS/ADMINISTRATIVE SOURCES.**

**CONTACT PERSONS:**

Maka Kalandarishvili Tel.: (+995 32) 236 72 10 (300)

E-mail: [mkalandarishvili@geostat.ge](mailto:mkalandarishvili@geostat.ge)

Mariam Kavelashvili Tel.: (+995 32) 236 72 10 (020)

E-mail: [mkavelashvili@geostat.ge](mailto:mkavelashvili@geostat.ge)