



National Statistics Office of Georgia

**INFORMATION ON HOTELS AND HOTEL  
TYPE ENTERPRISES  
2020**



27.08.2021

[www.geostat.ge](http://www.geostat.ge)

27.08.2021

**INFORMATION ON HOTELS  
AND HOTEL TYPE ENTERPRISES**

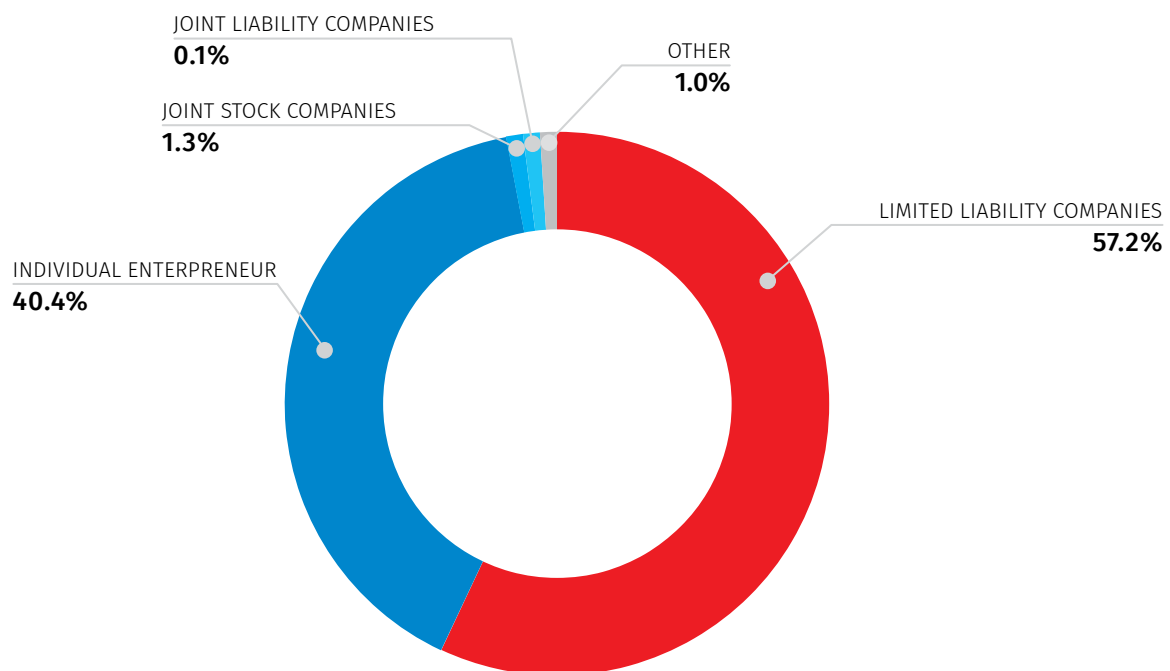
2020 YEAR

According to the declared data, in 2020, there were 1 010 economic entities<sup>1</sup> working in hotel services in Georgia which owned 1 054 hotels and hotel-type enterprises (including local units and branches). This figure is 37.3 percent lower than in 2019.

The most widespread organizational-legal form for economic entities engaged in hotel services was the limited liability company, which comprised 57.2 percent of the total number of hotels and hotel-type enterprises operating in 2020. The chart below shows the distribution of the number of hotels and hotel-type enterprises by organizational-legal forms.

CHART №1

**DISTRIBUTION OF THE NUMBER OF HOTELS AND HOTEL-TYPE ENTERPRISES  
BY ORGANIZATIONAL-LEGAL FORMS IN 2020 YEAR**



<sup>1</sup> Registered legal entities and individual entrepreneur's according to the Georgian Legislation.

27.08.2021

99.2 percent of hotels and hotel-type enterprises were privately owned and 0.8 percent state-owned.

In 2020, the total area of the hotels and hotel-type enterprises in Georgia was 1 826.5 thousand square meters, which is 19.6 percent less than in 2019. Out of which it was leased 53.4 thousand square meters, and the living area of all rooms was 833.8 thousand square meters, which is 19.5 percent less than in the previous year.

In 2020, the total number of places in hotels and hotel-type enterprises was 57.9 thousand, which is 24.1 percent lower than the same indicator of the previous year. The total number of rooms decreased by 23.4 percent and equaled to 26.9 thousand.

TABLE №1

**DISTRIBUTION OF THE NUMBER OF ROOMS IN HOTELS AND HOTEL-TYPE ENTERPRISES  
BY CATEGORIES IN 2019-2020 YEARS**

	2019 YEAR	2020 YEAR
Lux	3 339	2 407
Single	4 362	3 530
Doubles	20 273	16 066
Three and more places	7 127	4 894
<b>TOTAL</b>	<b>35 101</b>	<b>26 897</b>

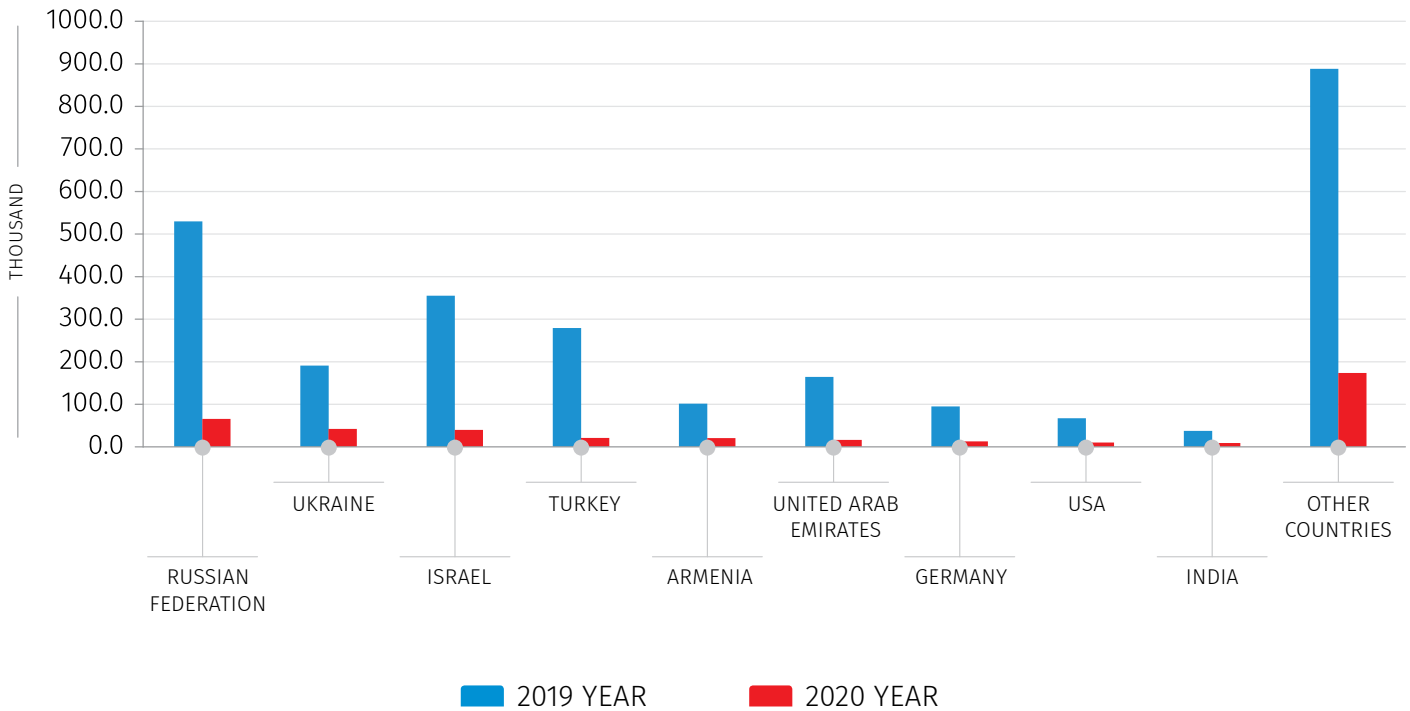
In 2020, hotels and hotel enterprises served 1 344.7 thousand guests, which is 66.5 percent lower than the corresponding figure of the previous year. 30.6 percent of the guests were foreigners. Most of them (16.0 percent) were Russian citizens, which is 87.6 percent lower than in 2019. Most of the guests from the EU countries were citizens of Germany (3.1 percent of foreign guests) while the majority of guests from other countries were citizens of Ukraine (10.3 percent of foreign guests) and Israel (9.7 percent of foreign guests).

The chart below shows the distribution of foreign guests in hotels and hotel-type enterprises by countries in 2019-2020 years.

27.08.2021

CHART №2

**DISTRIBUTION OF THE NUMBER OF FOREIGN GUESTS IN HOTELS AND HOTEL-TYPE ENTERPRISES  
BY COUNTRIES IN 2019-2020 YEARS**



In 2020, hotels and hotel-type enterprises in Georgia mostly had foreign guests for holiday and recreation (66.2 percent).

TABLE №2

**DISTRIBUTION OF THE NUMBER OF FOREIGN GUESTS IN HOTELS AND HOTEL-TYPE ENTERPRISES  
BY PURPOSE OF VISIT IN 2020, THOUSAND**

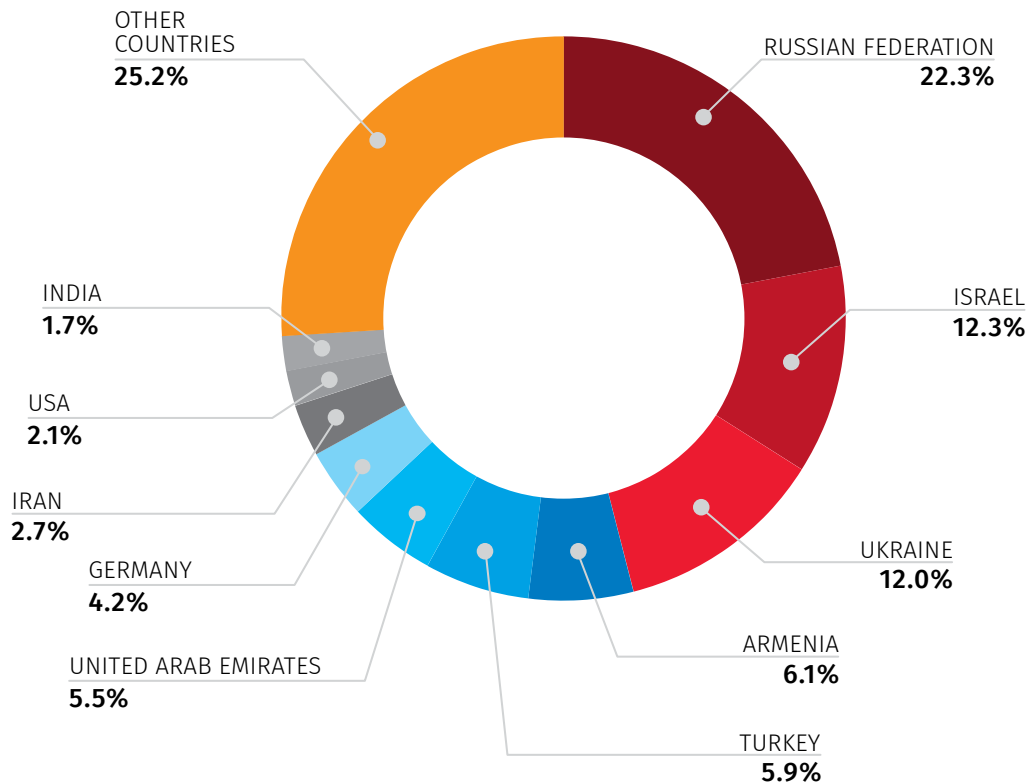
	QUANTITY	%
Holiday and recreation	272.0	66.2
Business	71.1	17.3
Medical treatment	21.0	5.1
Other purpose	47.0	11.4
<b>TOTAL</b>	<b>411.1</b>	<b>100.0</b>

27.08.2021

The majority of foreign guests staying in hotels and hotel-type enterprises with the main purpose of holiday and recreation were Russian and Israel nationals (22.3 and 12.3 percent). The chart below shows the distribution of the number of foreign guests in hotels and hotel-type enterprises for this purpose by countries.

CHART №3

### DISTRIBUTION OF THE NUMBER OF FOREIGN GUESTS IN HOTELS AND HOTEL-TYPE ENTERPRISES FOR HOLIDAY AND RECREATION BY COUNTRIES IN 2020 YEAR

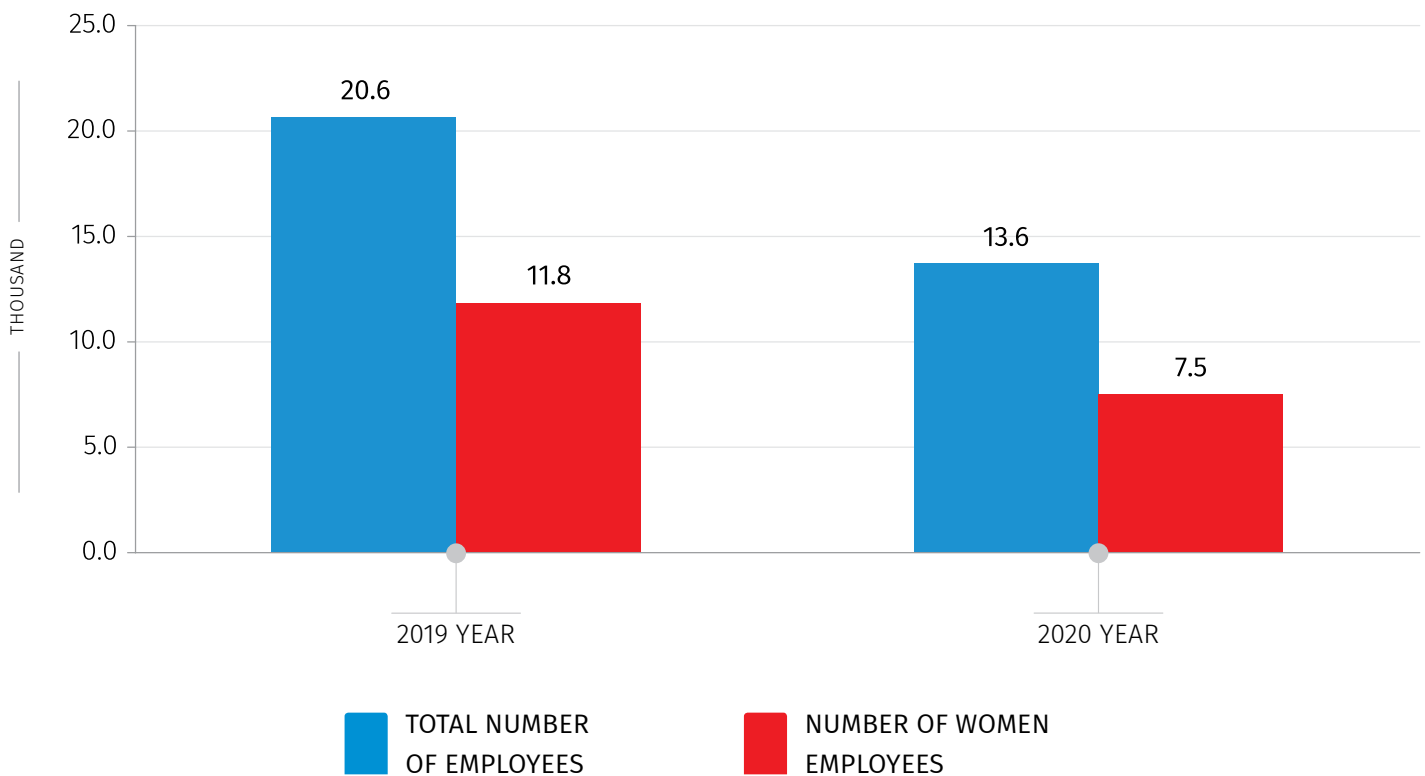


In 2020, 13 615 people were employed in hotels and hotel-type enterprises in Georgia, most of them were women (54.8 percent).

27.08.2021

CHART №4

NUMBER OF EMPLOYEES IN HOTELS AND HOTEL-TYPE ENTERPRISES  
IN 2019-2020 YEARS



**NOTICE:** The discrepancy between the totals and the sum in some cases can be explained by using rounded data.

National Statistics Office Of Georgia

**CONTACT PERSONS:**

Davit Kupatadze, Tel: 2 36 72 10 (200), E-mail: [dkupatadze@geostat.ge](mailto:dkupatadze@geostat.ge)

Mariam Kavelashvili, Tel: 2 36 72 10 (020), E-mail: [mkavelashvili@geostat.ge](mailto:mkavelashvili@geostat.ge)