



National Statistics Office of Georgia

RESULTS OF ACTIVITY OF ENTERPRISES
2021
II QUARTER



03.09.2021

www.geostat.ge

03.09.2021

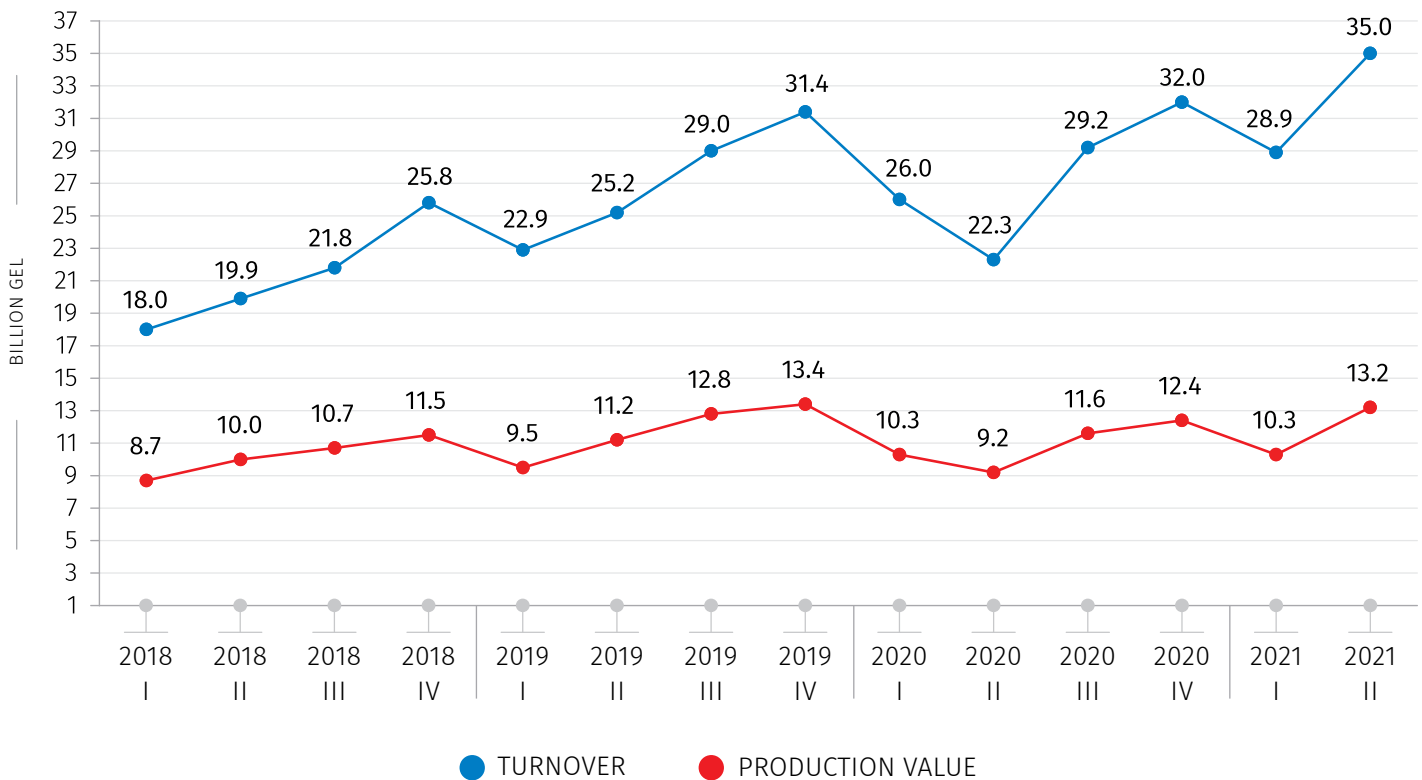
ACTIVITIES OF ENTERPRISES

II QUARTER, 2021

In the II quarter of 2021 compared to the same quarter of previous year the volume of business sector turnover increased by 56.7 percent and amounted to 35.0 billion GEL.

The production value of the business sector is characterized by the increasing tendency. In the I quarter of 2021, its volume equaled to 13.2 billion GEL, which is year-on-year 43.4 percent more:

**CHANGE IN THE VOLUME OF BUSINESS SECTOR TURNOVER
AND PRODUCTION VALUE BY QUARTERS**

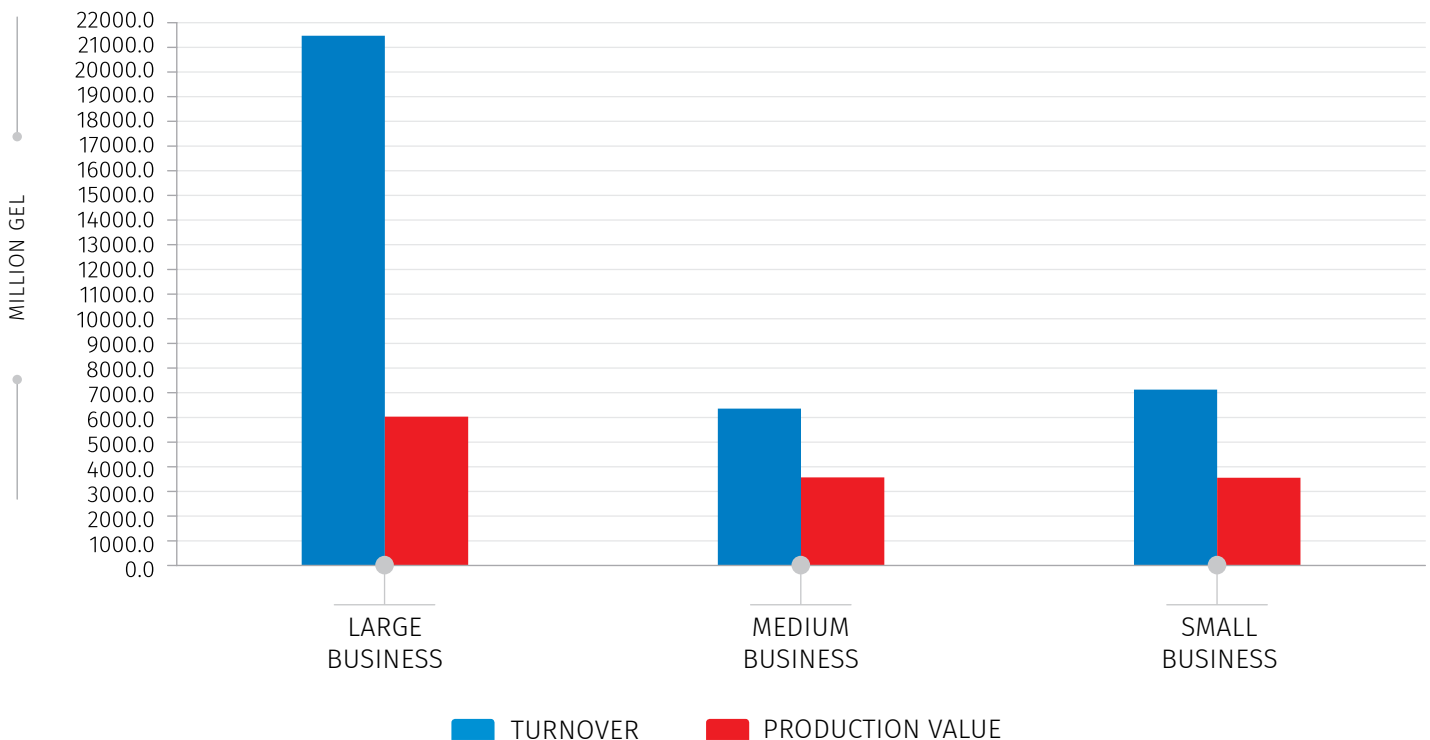


03.09.2021

In the II quarter of 2021, 61.4 percent of total turnover comes on large and 18.2 percent – on medium businesses while 20.4 percent is distributed to small business.

A small difference is in case of total production value: 45.9 percent comes on large, 27.1 percent – on medium and 27.0 percent on small businesses.

**BUSINESS SECTOR TURNOVER AND PRODUCTION VALUE
BY SIZE OF ENTERPRISES, II QUARTER, 2021**

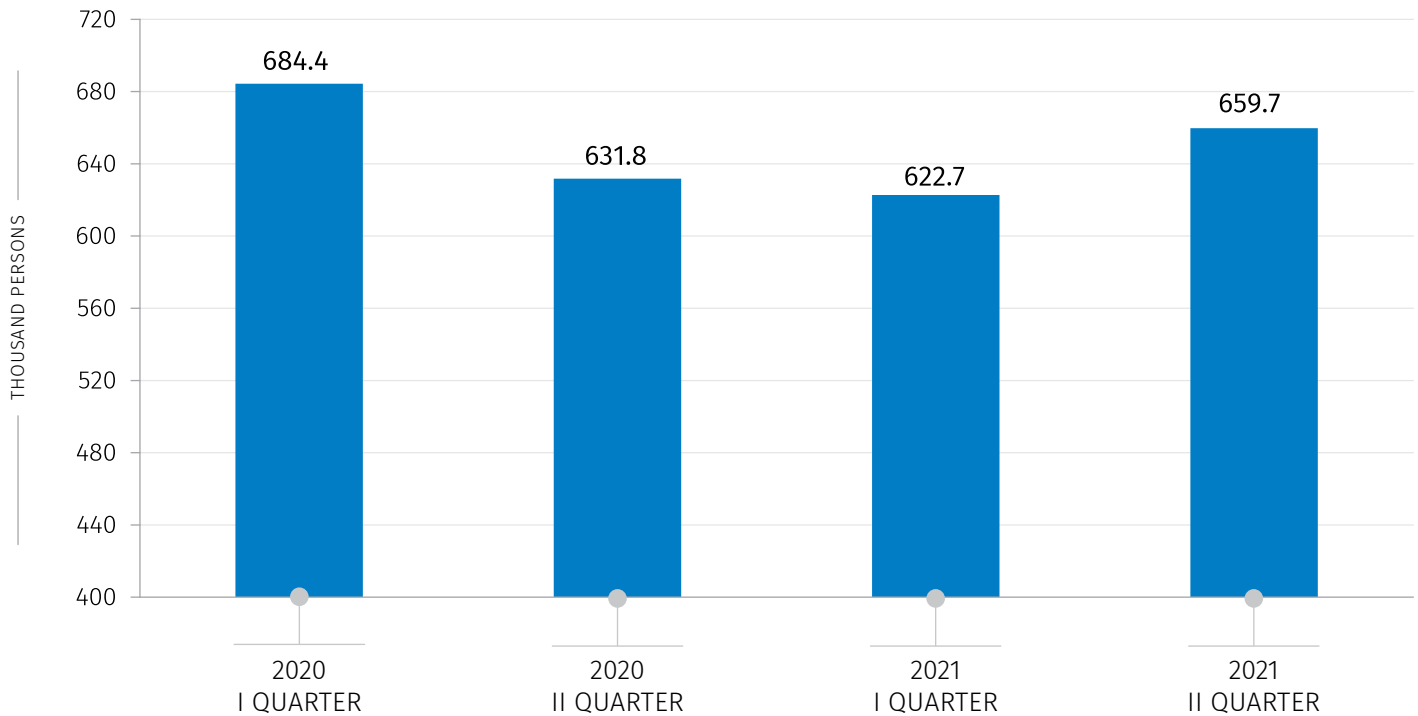


In II quarter of 2021, total purchases of goods and services carried out by enterprises equaled to 19.2 billion GEL (year-on-year 48.5 percent more), while the purchase goods and services for resale amounted 11.8 billion GEL (year-on-year 52.0 percent more).

In the II quarter of 2021, the average number of employees equaled to 659.7 thousand, which is year-on-year 4.4 percent more. Out of the total number of employees, 42.0 percent are female and 58.0 percent are male.

03.09.2021

NUMBER OF PERSONS EMPLOYED IN BUSINESS SECTOR BY QUARTERS



40.6 percent of total number of employees comes on large, 22.6 percent – on medium and 36.8 percent - on small businesses.

The total number of employed persons amounted 623.7 thousands (year-on-year 4.0 percent more). The total personnel costs of enterprises equaled to 2 648.3 million GEL (year-on-year 22.9 percent more).

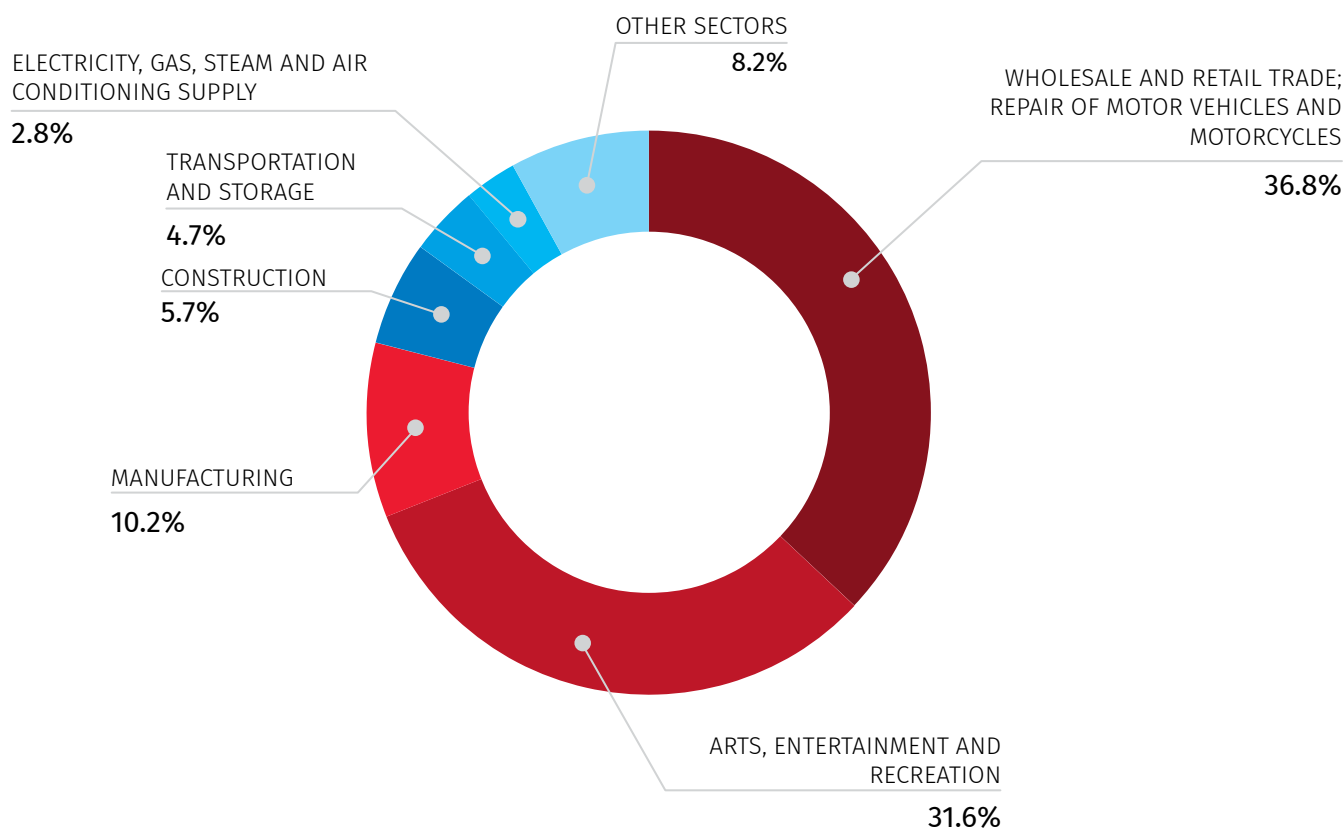
In the II quarter of 2021, average monthly remuneration of employed persons equaled to 1 389.6 GEL (year-on-year increase by 214.0 GEL) while remuneration of employed women made up 1 098.4 GEL (year-on-year increase by 182.1 GEL). Average monthly remuneration of employed persons by size of enterprises is as follows:

- LARGE BUSINESS – 1 440.3 GEL
- MEDIUM BUSINESS – 1 640.4 GEL
- SMALL BUSINESS – 1 144.9 GEL

03.09.2021

In the II quarter of 2021, the trade sector (including repair of motor vehicles and motorcycles) has the highest share (36.8 percent) in the total turnover in business sector, followed by arts, entertainment and recreation with 31.6 percent share, manufacturing – 10.2 percent, construction – 5.7 percent, transportation and storage – 4.7 percent, electricity, gas, steam and air conditioning supply – 2.8 percent and other sectors with 8.2 percent share:

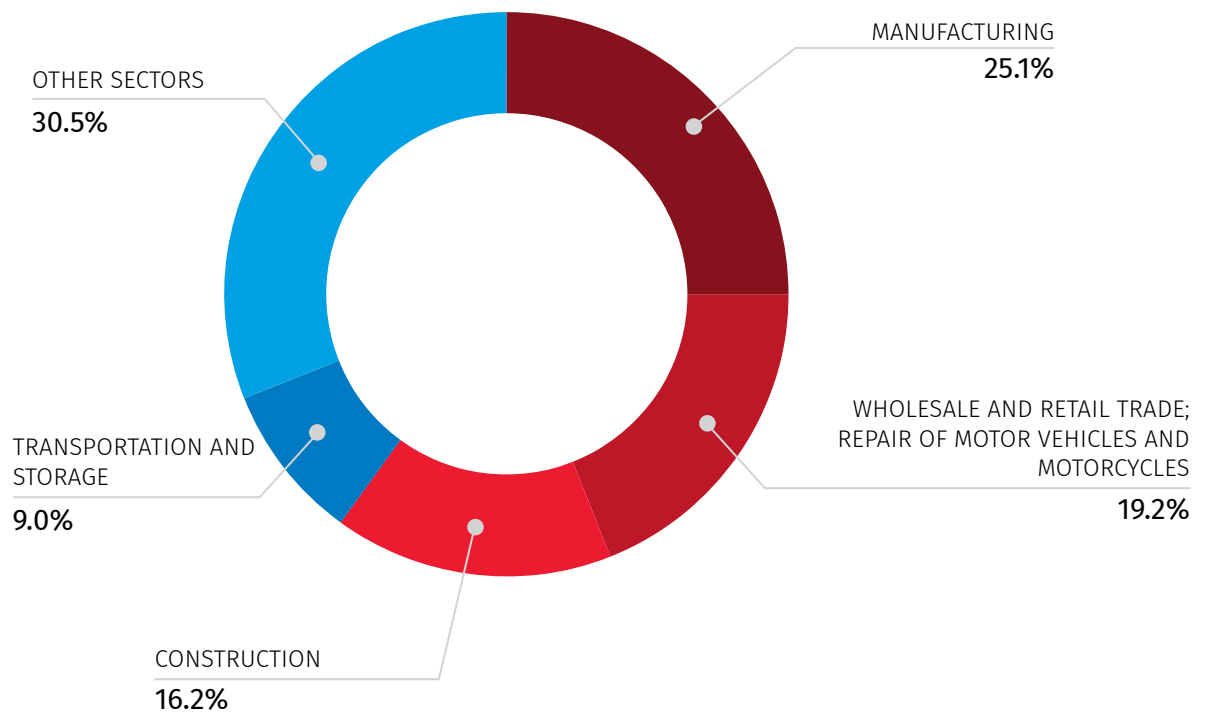
**TURNOVER IN BUSINESS SECTOR,
II QUARTER, 2021**



03.09.2021

In the II quarter of 2021, manufacturing (25.1 percent), trade (19.2 percent), construction (16.2 percent), and transportation and storage (9.0 percent) are on the top four places in business sector production value. Rest of sectors have the 30.5 percent share:

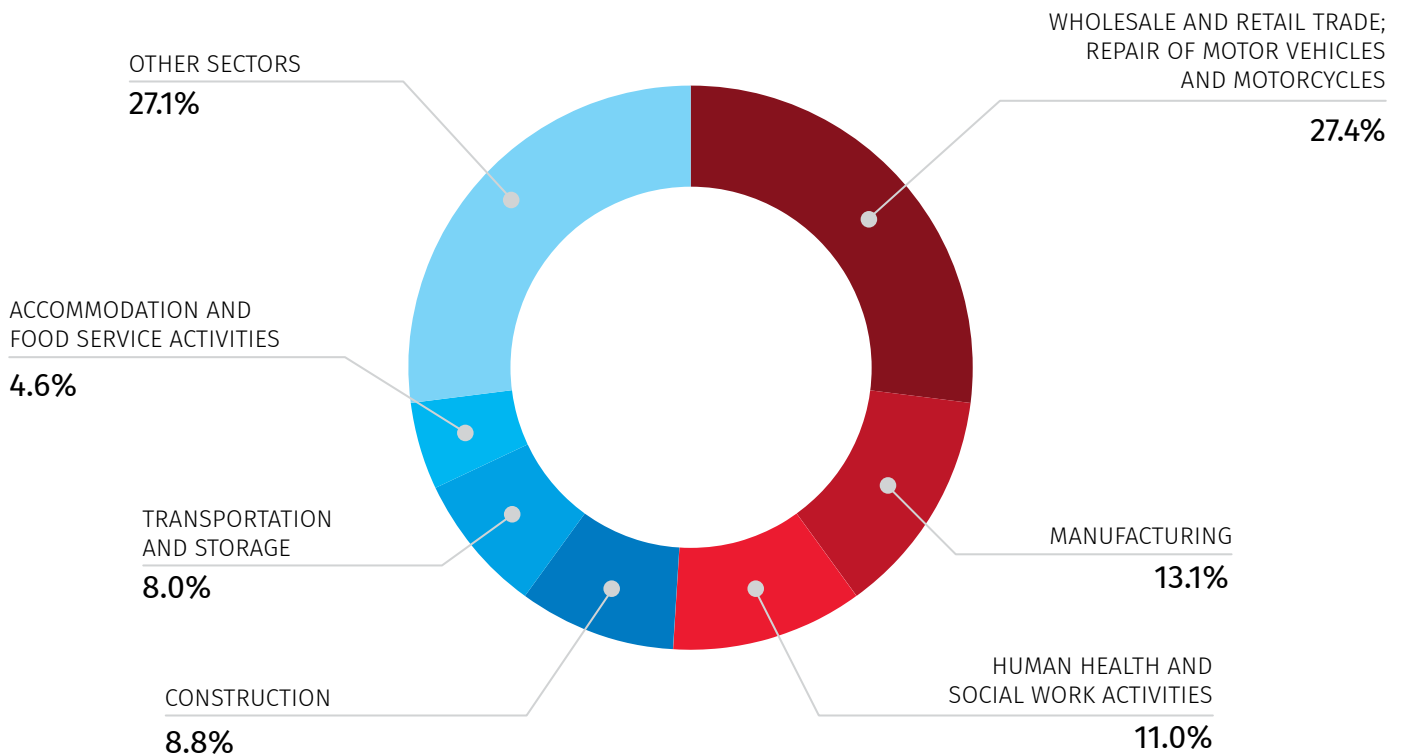
**PRODUCTION VALUE IN BUSINESS SECTOR,
II QUARTER, 2021**



03.09.2021

In the II quarter of 2021, trade (wholesale and retail trade, repair of motor vehicles and motorcycles), manufacturing and Human health and social work activities are leading in business sector by number of employees (accordingly with 27.4 percent, 13.1 percent and 11.0 percent share). However, construction activities (8.8 percent), Enterprises engaged in transportation and storage (8.0 percent) and Accommodation and food service activities (4.6 percent) have also a significant share:

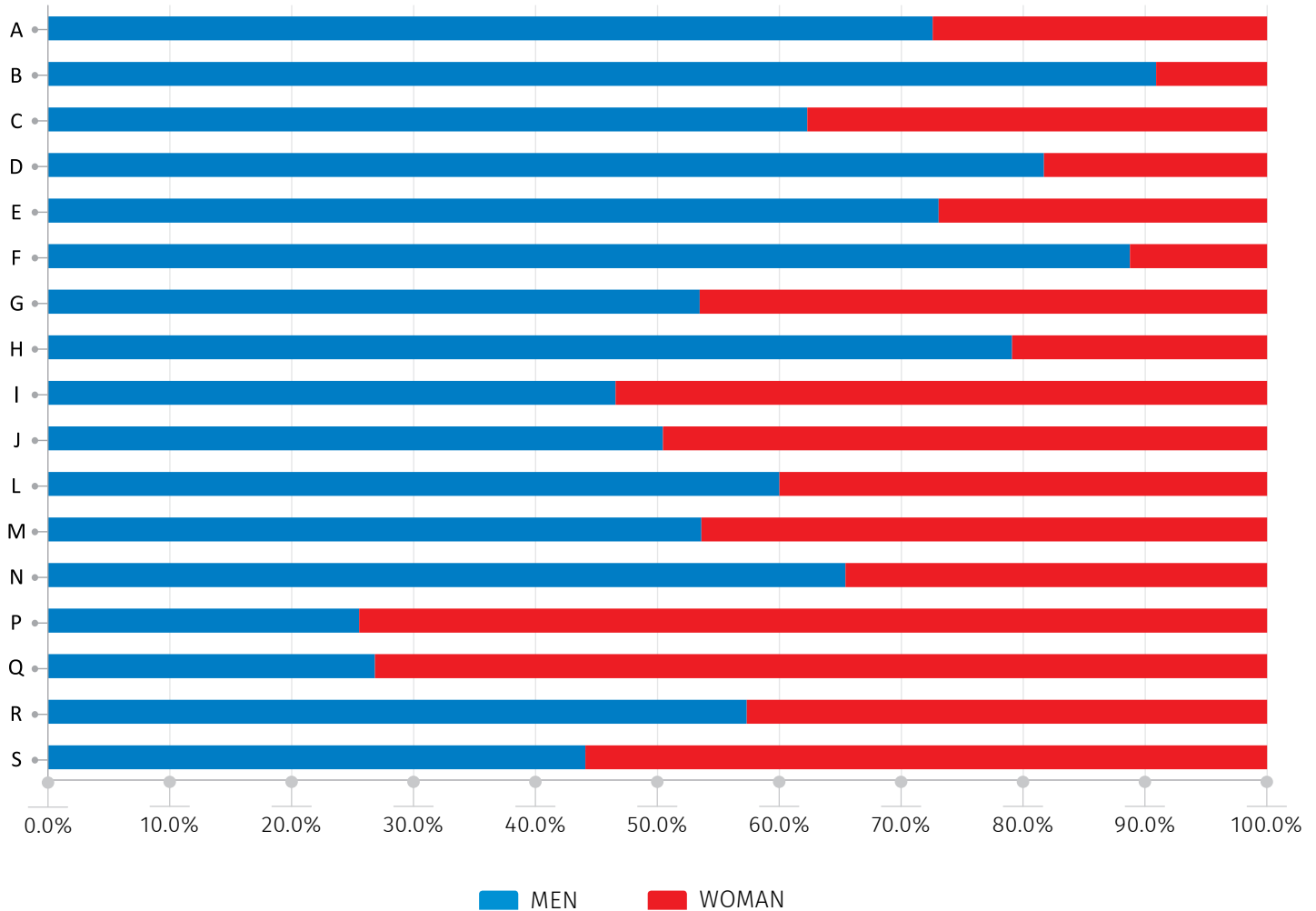
**NUMBER OF EMPLOYEES IN BUSINESS SECTOR,
II QUARTER, 2021**



NATIONAL STATISTICS OFFICE OF GEORGIA

03.09.2021

The chart below shows the distribution of total number of employees by economic activities and sex:



NATIONAL STATISTICS OFFICE OF GEORGIA

03.09.2021

The table below shows year-on-year the variability of business sector turnover in the II quarter of 2021 by kind of economic activities:

TURNOVER IN BUSINESS SECTOR BY KIND OF ECONOMIC ACTIVITIES

TURNOVER (MIL. GEL) NACE REV. 2	II QUARTER 2020	II QUARTER 2021	INCREASE RATE IN II QUARTER OF 2021 COMPARED TO II QUARTER OF 2020
BY KIND OF ECONOMIC ACTIVITIES - TOTAL	22 314.7	34 956.3	156.7
Agriculture, forestry and fishing	165.6	155.0	93.6
Mining and quarrying	281.7	319.9	113.5
Manufacturing	2 257.8	3 555.7	157.5
Electricity, gas, steam and air conditioning supply	769.3	969.1	126.0
Water supply, sewerage, waste management and remediation activities	63.2	94.1	148.9
Construction	1 395.6	1 997.3	143.1
Wholesale and retail trade; repair of motor vehicles and motorcycles	8 184.5	12 847.0	157.0
Transportation and storage	1 304.4	1 657.9	127.1
Accommodation and food service activities	252.6	342.9	135.8
Including:			
Accommodation	76.2	142.6	187.1
Food service	176.3	200.3	113.6
Information and communication	401.0	575.8	143.6
Real estate activities	280.4	327.3	116.7
Professional, scientific and technical activities	310.6	369.2	118.9
Administrative and support service activities	124.3	195.7	157.5
Education	120.6	127.7	106.0
Human health and social work activities	264.3	340.9	129.0
Arts, entertainment and recreation	6 117.4	11 049.3	180.6
Other service activities	21.5	31.6	147.2

NATIONAL STATISTICS OFFICE OF GEORGIA

03.09.2021

The table below shows year-on-year the variability of business sector production value in the II quarter of 2021 by kind of economic activities:

BUSINESS SECTOR PRODUCTION VALUE BY KIND OF ECONOMIC ACTIVITIES

PRODUCTION VALUE (MIL. GEL) NACE REV. 2	II QUARTER 2020	II QUARTER 2021	INCREASE RATE IN II QUARTER OF 2021 COMPARED TO II QUARTER OF 2020
BY KIND OF ECONOMIC ACTIVITIES - TOTAL	9 173.5	13 152.1	143.4
Agriculture, forestry and fishing	150.6	145.4	96.6
Mining and quarrying	279.2	315.6	113.1
Manufacturing	2 154.6	3 307.4	153.5
Electricity, gas, steam and air conditioning supply	379.7	533.1	140.4
Water supply, sewerage, waste management and remediation activities	68.6	105.0	153.0
Construction	1 484.8	2 129.9	143.4
Wholesale and retail trade; repair of motor vehicles and motorcycles	1 623.5	2 524.9	155.5
Transportation and storage	904.8	1 182.5	130.7
Accommodation and food service activities	270.6	346.2	127.9
Including:			
Accommodation	98.4	146.1	148.5
Food service	172.3	200.1	116.2
Information and communication	370.1	536.9	145.1
Real estate activities	278.9	323.9	116.1
Professional, scientific and technical activities	271.6	318.2	117.2
Administrative and support service activities	118.9	141.6	119.0
Education	126.0	134.8	107.0
Human health and social work activities	456.9	595.6	130.4
Arts, entertainment and recreation	213.9	480.7	224.8
Other service activities	20.7	30.3	146.1

NATIONAL STATISTICS OFFICE OF GEORGIA

03.09.2021

The table below shows year-on-year the variability of number of employees in business sector in the II quarter of 2021 by kind of economic activities:

NUMBER OF EMPLOYEES IN BUSINESS SECTOR BY KIND OF ECONOMIC ACTIVITIES

NUMBER OF EMPLOYEES (UNIT) NACE REV. 2	II QUARTER 2020	II QUARTER 2021	INCREASE RATE IN II QUARTER OF 2021 COMPARED TO II QUARTER OF 2020
BY KIND OF ECONOMIC ACTIVITIES - TOTAL	631 814	659 718	104.4
Agriculture, forestry and fishing	11 579	11 455	98.9
Mining and quarrying	8 409	11 006	130.9
Manufacturing	82 891	86 412	104.2
Electricity, gas, steam and air conditioning supply	15 564	15 894	102.1
Water supply, sewerage, waste management and remediation activities	14 345	14 648	102.1
Construction	57 796	58 286	100.8
Wholesale and retail trade; repair of motor vehicles and motorcycles	169 516	180 579	106.5
Transportation and storage	50 282	52 768	104.9
Accommodation and food service activities	30 215	30 348	100.4
including:			
Accommodation	12 149	12 227	100.6
Food service	18 066	18 121	100.3
Information and communication	22 399	26 662	119.0
Real estate activities	17 725	17 818	100.5
Professional, scientific and technical activities	21 520	21 607	100.4
Administrative and support service activities	19 240	19 497	101.3
Education	24 019	24 149	100.5
Human health and social work activities	70 740	72 566	102.6
Arts, entertainment and recreation	9 341	9 564	102.4
Other service activities	6 234	6 459	103.6

03.09.2021

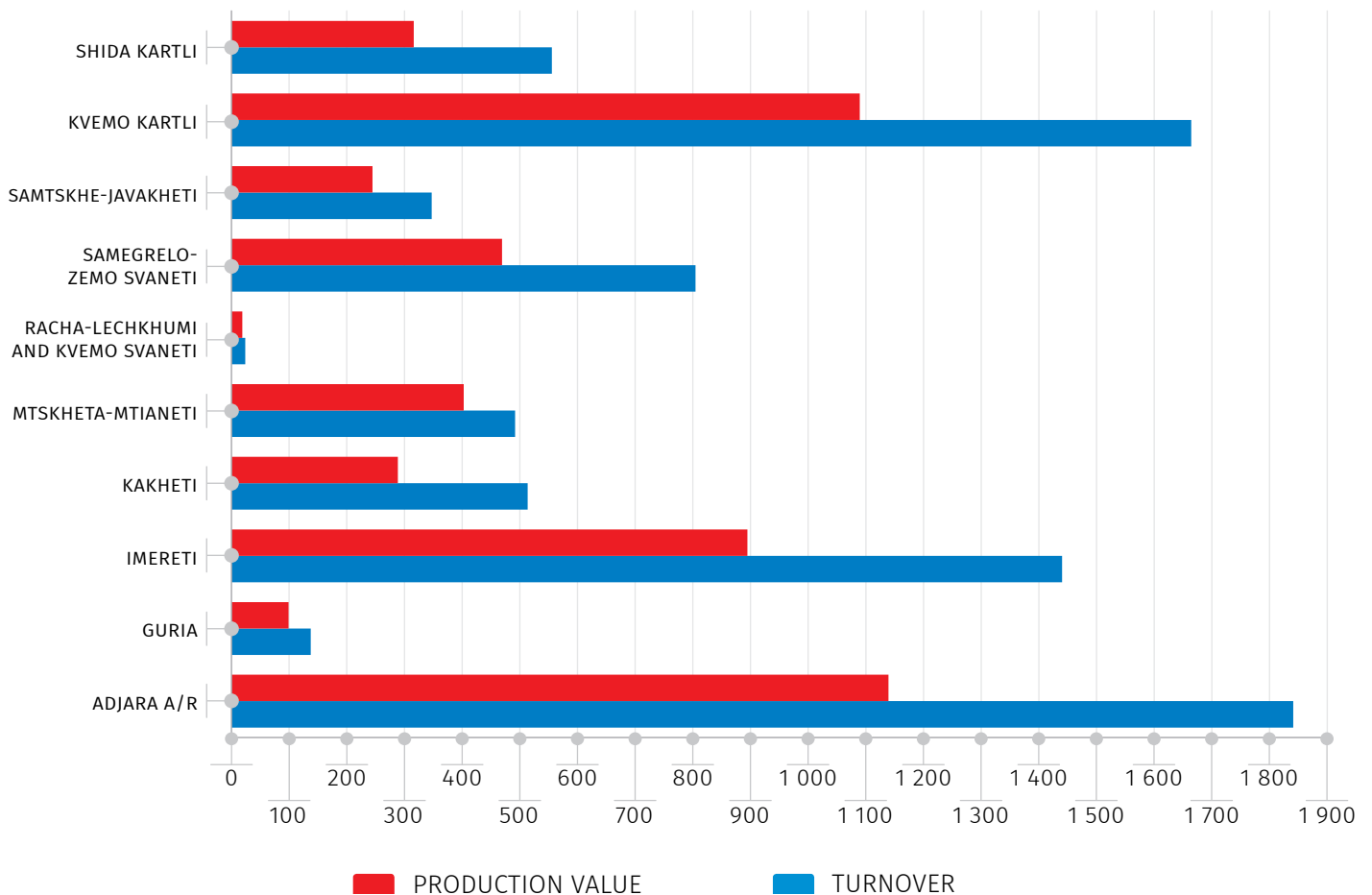
By regions, Tbilisi and following regions are leading in **gross turnover**:

- Tbilisi – 77.5 percent
- Adjara – 5.3 percent
- Kvemo Kartli – 4.8 percent
- Adjara – 3.8 percent
- Imereti – 4.1 percent
- Samegrelo-Zemo svaneti – 2.3 percent

By regions, Tbilisi and following regions are still leading in gross **production value**:

- Tbilisi – 62.0 percent
- Adjara – 8.7 percent
- Kvemo Kartli – 8.3 percent
- Imereti – 6.8 percent
- Samegrelo-Zemo svaneti – 3.6 percent

The chart below shows turnover and production value by region, except Tbilisi (in mln GEL):

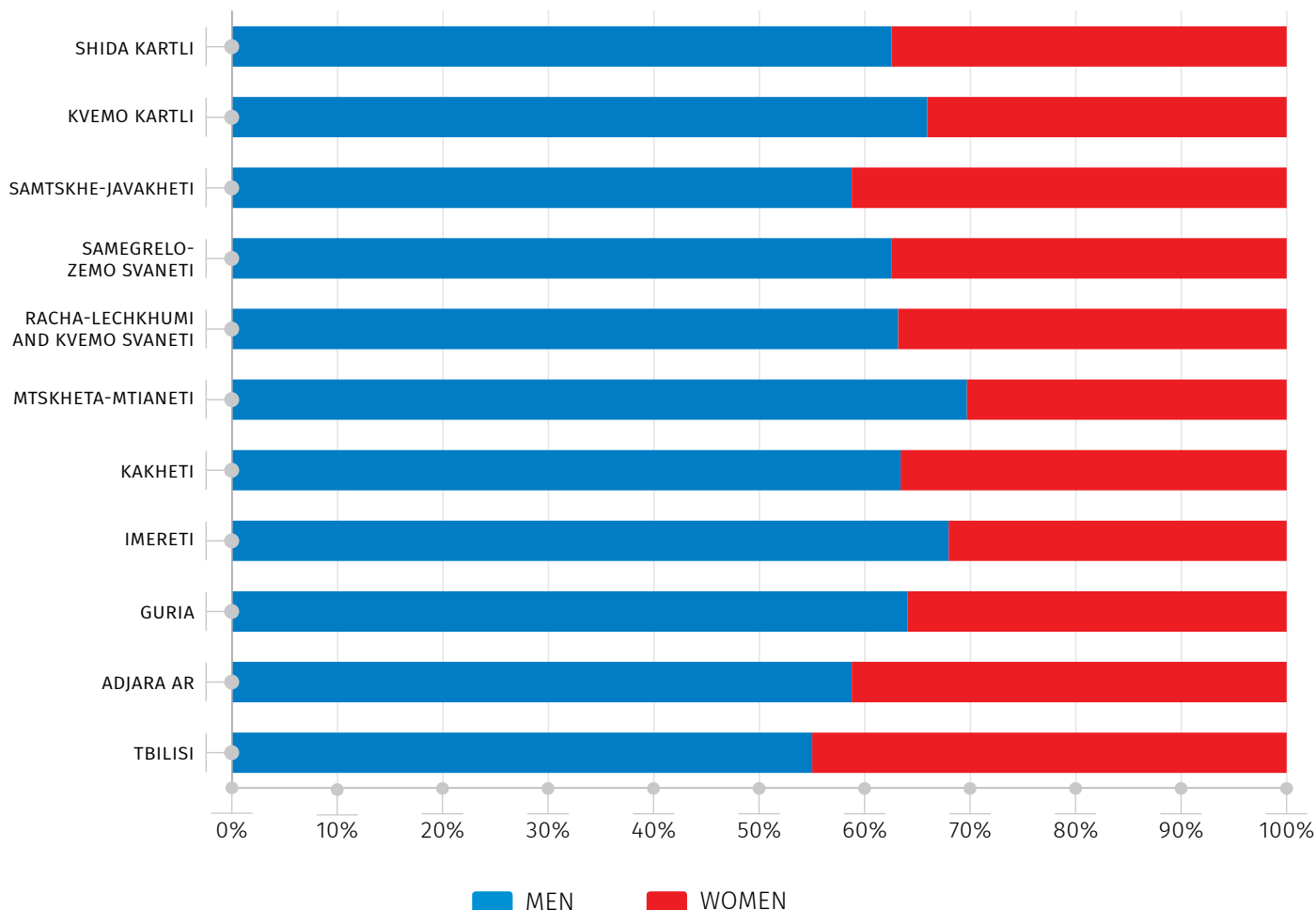


03.09.2021

Number of employees by regions is distributed as follows:

- Tbilisi – 65.7 percent
- Adjara – 8.4 percent
- Imereti – 6.7 percent
- Kvemo Kartli – 5.7 percent
- Samegrelo-Zemo svaneti – 3.6 percent

The figure below shows the distribution of total number of employees in separate regions by sex:



03.09.2021

NOTES:

1. Statistical survey does not include:
 - K, O, T, U sectors of activities
 - 47.8 (Retail sale via stalls and markets)
2. Surveyed enterprises are classified:
 - By kind of main activities
 - According to actual address

NATIONAL STATISTICS OFFICE OF GEORGIA

03.09.2021

The following classification of economic activities is used in the release:

Classification of Economic Activities (based on european standards, NACE rev.2)

Names of Sections:

A	Agriculture, forestry and fishing
B	Mining and quarrying
C	Manufacturing
D	Electricity, gas, steam and air conditioning supply
E	Water supply, sewerage, waste management and remediation activities
F	Construction
G	Wholesale and retail trade; repair of motor vehicles and motorcycles
H	Transportation and storage
I	Accommodation and food service activities
J	Information and communication
K	Financial and insurance activities
L	Real estate activities
M	Professional, scientific and technical activities
N	Administrative and support service activities
O	Public administration and defence; Compulsory social security
P	Education
Q	Human health and social work activities
R	Arts, entertainment and recreation
S	Other service activities
T	Activities of households as employers; undifferentiated goods- and services-producing activities of households for own use
U	Activities of extraterritorial organizations and bodies

National Statistics Office of Georgia

საკონტაქტო პირები:

Davit Kupatadze, Tel.: 2 36 72 10 (200) E-mail: dkupatadze@geostat.ge

Mariam Kavelashvili, Tel.: 2 36 72 10 (020) E-mail: mkavelashvili@geostat.ge