

## NATIONAL STATISTICS OFFICE OF GEORGIA

20.09.2021

ANNEX №1

### GEORGIAN EXTERNAL TRADE BY COUNTRIES IN JANUARY-AUGUST 2021\* (THSD. US DOLLARS)

	EXPORTS (FOB)	IMPORTS (CIF)	BALANCE
<b>EXTERNAL TRADE – TOTAL</b>	<b>2 610 791.2</b>	<b>6 072 722.1</b>	<b>-3 461 931.0</b>
Of which:			
<b>EU COUNTRIES</b>	<b>389 227.8</b>	<b>1 398 614.3</b>	<b>-1 009 386.5</b>
Austria	1 106.8	27 388.7	-26 281.9
Belgium	17 756.3	59 253.9	-41 497.5
Bulgaria	134 518.8	116 293.1	18 225.7
Croatia	246.3	4 126.7	-3 880.4
Cyprus	190.9	1 173.9	-983.0
Czech Republic	5 571.1	62 192.4	-56 621.3
Denmark	1 091.2	12 440.6	-11 349.4
Estonia	1 887.1	4 798.3	-2 911.2
Finland	710.6	12 972.0	-12 261.4
France	23 855.4	118 511.1	-94 655.7
Germany	32 995.1	289 176.7	-256 181.6
Greece	5 797.0	27 326.8	-21 529.7
Hungary	596.6	31 071.4	-30 474.7
Ireland	1 227.1	7 857.2	-6 630.1
Italy	22 794.8	164 649.3	-141 854.5
Latvia	6 835.6	18 181.9	-11 346.4
Lithuania (Lietuva)	35 731.0	24 216.0	11 515.0
Luxembourg	8.9	1 446.6	-1 437.7
Malta	125.9	4 970.0	-4 844.1
Netherlands	18 668.3	93 647.5	-74 979.3
Poland	19 595.6	102 020.3	-82 424.7
Portugal	490.2	7 393.3	-6 903.1
Romania	12 061.0	105 186.1	-93 125.0
Slovakia	383.3	8 379.1	-7 995.9
Slovenia	128.0	17 312.7	-17 184.7
Spain	44 304.2	65 871.3	-21 567.2
Sweden	550.9	10 757.6	-10 206.8
<b>CIS COUNTRIES</b>	<b>1 247 832.4</b>	<b>1 755 037.8</b>	<b>-507 205.5</b>
Armenia	151 114.9	300 300.3	-149 185.4
Azerbaijan	346 996.7	342 397.1	4 599.6
Belarus	33 736.7	33 886.0	-149.3
Kazakhstan	50 435.4	12 385.6	38 049.8
Kyrgyzstan	15 551.8	1 233.0	14 318.8

## NATIONAL STATISTICS OFFICE OF GEORGIA

20.09.2021

	EXPORTS (FOB)	IMPORTS (CIF)	BALANCE
Moldova	12 414.6	9 078.1	3 336.5
Russia	377 051.4	634 798.9	-257 747.5
Tajikistan	8 324.9	16.0	8 308.9
Turkmenistan	8 144.1	129 311.7	-121 167.6
Ukraine	192 637.1	273 815.6	-81 178.5
Uzbekistan	51 424.8	17 815.6	33 609.3
<b>OTHER COUNTRIES</b>	<b>973 731.0</b>	<b>2 919 069.9</b>	<b>-1 945 338.9</b>
Afghanistan	366.2	14.0	352.2
Albania	56.1	401.6	-345.5
Algeria	-	59.3	-59.3
Angola	0.0	-	0.0
Argentina	1 479.1	5 121.6	-3 642.5
Australia	961.3	996.9	-35.6
Bahrain	21.6	1.7	19.9
Bangladesh	309.6	1 535.6	-1 226.0
Belize	-	31.5	-31.5
Bhutan	31.1	-	31.1
Bolivia	38.5	-	38.5
Bosnia and Herzegovina	-	179.5	-179.5
Brazil	7 035.3	71 740.4	-64 705.1
Burkina Faso	1 512.0	-	1 512.0
Cameroon	-	254.7	-254.7
Canada	11 304.6	12 301.5	-996.9
Chad	6.6	140.0	-133.4
Chile	4 945.7	67 741.9	-62 796.2
China	421 830.8	519 475.7	-97 644.9
Colombia	3 014.9	50.0	2 964.9
Costa Rica	17.0	91.0	-74.0
Cuba	20.9	132.0	-111.1
Ecuador	445.0	12 010.1	-11 565.1
Egypt	61.1	5 549.5	-5 488.5
Ethiopia	19.1	0.4	18.7
Faroe Islands	-	75.3	-75.3
Franch Southern Territories	-	391.5	-391.5
French Polynesia	-	23.8	-23.8
Gabon	-	4 885.8	-4 885.8
Ghana	165.1	70.1	94.9
Hong Kong SAR of China	2 105.5	108 167.5	-106 062.0
Iceland	-	1 692.9	-1 692.9
India	1 651.1	40 459.6	-38 808.5

## NATIONAL STATISTICS OFFICE OF GEORGIA

20.09.2021

	EXPORTS (FOB)	IMPORTS (CIF)	BALANCE
Indonesia	5.4	86 498.2	-86 492.8
Iran	15 244.0	81 423.2	-66 179.3
Iraq	8 039.7	1 653.9	6 385.7
Israel	14 027.1	7 260.3	6 766.8
Japan	13 855.8	110 482.0	-96 626.1
Jordan	509.1	145.3	363.8
Kenya	769.8	313.2	456.5
Korea Republic of	6 535.6	43 242.4	-36 706.8
Kuwait	1 829.5	16.6	1 812.9
Lao	-	15.2	-15.2
Lebanon	43.3	1 395.8	-1 352.5
Libya	921.8	-	921.8
Liechtenstein	-	244.2	-244.2
Macau	10.9	-	10.9
Macedonia (FYR)	88.2	810.1	-721.9
Malawi	-	541.9	-541.9
Malaysia	498.8	11 256.6	-10 757.8
Mali	596.7	-	596.7
Marshall Islands	455.0	-	455.0
Mauritania	16.4	-	16.4
Mexico	410.9	4 895.3	-4 484.4
Monaco	3.4	6.2	-2.8
Mongolia	1 642.0	-	1 642.0
Montenegro	-	501.9	-501.9
Morocco	3 236.4	33.2	3 203.2
Mozambique	18.5	-	18.5
Nepal	-	8.9	-8.9
New Zealand	35.1	1 508.4	-1 473.3
Nicaragua	8.0	-	8.0
Niger	3.7	0.7	2.9
Nigeria	218.6	30.7	187.9
Norway	220.5	4 311.7	-4 091.1
Oman	163.2	683.8	-520.5
Pakistan	53.9	1 520.9	-1 466.9
Panama	35.9	4.6	31.3
Paraguay	216.0	5 212.6	-4 996.6
Peru	10 567.0	416.1	10 150.9
Philippines	1 457.4	214.7	1 242.7
Puerto Rico	50.3	-	50.3
Qatar	959.6	882.0	77.6





## NATIONAL STATISTICS OFFICE OF GEORGIA

20.09.2021

	EXPORTS (FOB)	IMPORTS (CIF)	BALANCE
San Marino	-	237.3	-237.3
Saudi Arabia	20 176.1	268.5	19 907.6
Senegal	44.6	-	44.6
Serbia	11.8	14 572.9	-14 561.1
Seychelles	-	285.9	-285.9
Singapore	11 582.1	5 308.3	6 273.7
Somalia	60.9	-	60.9
South Africa	180.7	7 506.3	-7 325.7
Sri Lanka	0.9	1 451.8	-1 450.9
Sudan	315.2	11.3	303.9
Switzerland	50 648.0	52 106.0	-1 458.0
Syrian	432.6	166.2	266.4
Taiwan Province of China	2 317.8	7 492.5	-5 174.8
Tanzania	3 687.1	0.5	3 686.6
Thailand	376.7	9 872.0	-9 495.3
Tunisia	6 880.5	249.6	6 630.9
Turkey	211 466.6	1 075 422.5	-863 955.9
Uganda	-	127.2	-127.2
United Arab Emirates	12 657.8	74 863.0	-62 205.2
United Kingdom	18 964.1	51 492.6	-32 528.5
United States	91 784.1	388 156.9	-296 372.8
Uruguay	1 041.6	2 610.2	-1 568.6
Venezuela	149.8	-	149.8
Viet Nam	568.6	6 457.8	-5 889.2
Virgin Islands British	-	1 284.6	-1 284.6
Yemen	2.5	-	2.5
Zimbabwe	235.2	-	235.2

\*Preliminary data.

20.09.2021

- Sources:**
-  LEPL Revenue Service of Ministry of Finance of Georgia;
  -  Georgian State Electrosystem JSC;
  -  Electrosystem Commercial Operator JSC;
  -  Georgian Gas Transportation Company LTD.

**Explanation of symbols:**

- Not applicable;
- 0.0 Negligible magnitude;
- \* Data are preliminary and subject to revisions;
- ... Data are confidential

**Notice:**

1. The discrepancy between the totals and the sum in some cases can be explained by using rounded data;
2. Information does not cover the data of Simplified Customs Declarations (Form #4);
3. Information does not cover non-organized trade also occupied territories of Abkhazian Autonomous Republic and Tskhinvali region;
4. According to the international methodology there are some difference in coverage of trade flows between external merchandise trade statistics and customs statistics. Diplomatic temporary transit and analogous goods are excluded from the database of external merchandise trade statistics.

**THE PRELIMINARY DATA WILL BE REVISED ACCORDING TO THE GEOSTAT'S REVISION POLICY  
(BASED ON THE REGULAR REVISION PRINCIPLE) AS A RESULT OF ADJUSTING  
DATA BY RESPONDENTS/ADMINISTRATIVE SOURCES.**

**CONTACT PERSONS:**

Maka Kalandarishvili Tel.: (+995 32) 236 72 10 (300)

E-mail: [mkalandarishvili@geostat.ge](mailto:mkalandarishvili@geostat.ge)

Mariam Kavelashvili Tel.: (+995 32) 236 72 10 (020)

E-mail: [mkavelashvili@geostat.ge](mailto:mkavelashvili@geostat.ge)