



National Statistics Office of Georgia

**AVERAGE MONTHLY NOMINAL
EARNINGS OF EMPLOYEES
2020**



08.10.2021

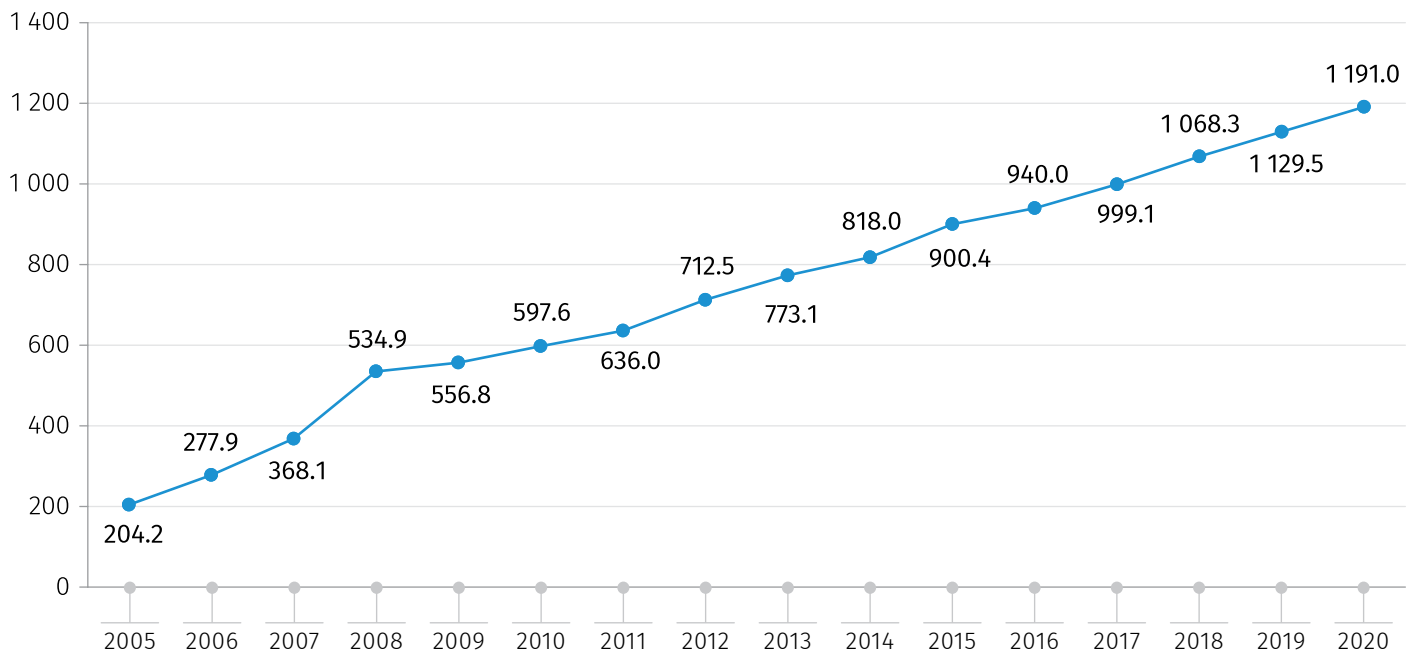
AVERAGE MONTHLY NOMINAL EARNINGS OF EMPLOYEES (2020)

In 2020, the average monthly nominal earnings of employees increased by 5.4 percent (61.5 Gel) compared to 2019 and amounted to 1 191.0 Gel.

The chart below presents the distribution of the average monthly nominal earnings of employees in 2005-2020 years.

CHART №1

AVERAGE MONTHLY EARNINGS (GEL)



In 2020, the average monthly earnings increased in most sectors compared to 2019. According to the economic activity the highest monthly earnings were observed in the following fields:

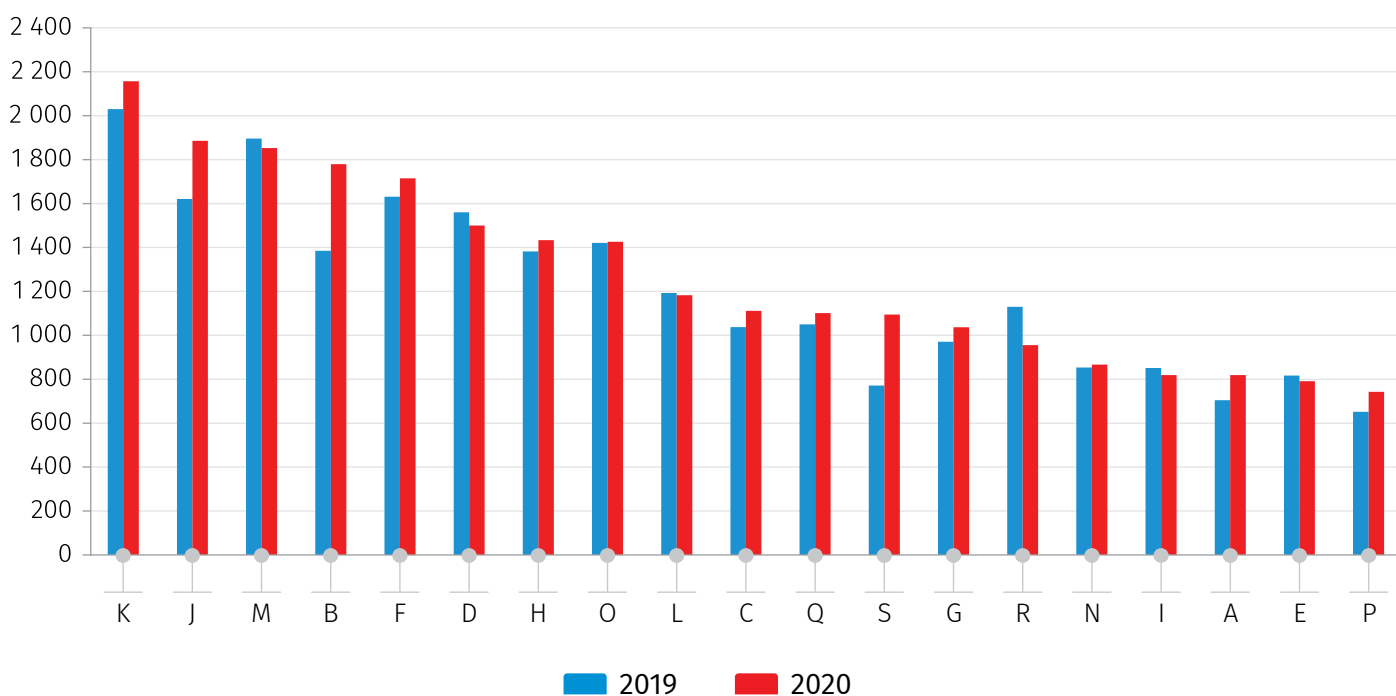
- Financial and insurance activities – 2 156.9 Gel (increased by 6.2 percent compared to the previous year);
- Information and communication – 1 885.7 Gel (increased by 16.3 percent compared to the previous year);
- Professional, scientific and technical activities – 1 852.3 Gel (decreased by 2.3 percent compared to the previous year).

08.10.2021

The chart below presents the distribution of the average monthly nominal earnings of employees by economic activity in 2019-2020 years.

CHART №2

AVERAGE MONTHLY EARNINGS BY ECONOMIC ACTIVITY
(GEL)



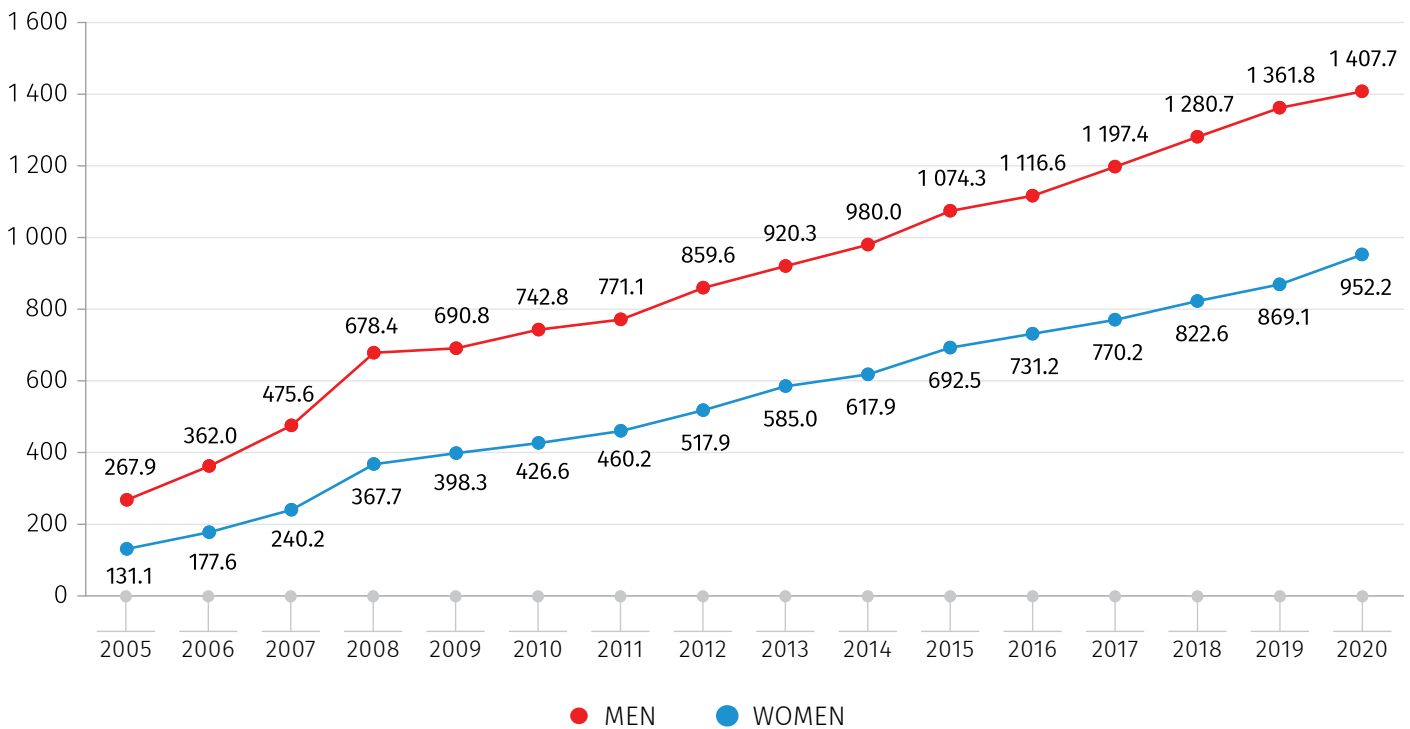
In 2020, the average monthly earnings equaled to 952.2 Gel for women, while - 1 407.7 Gel for men. The annual growth of earnings amounted to 9.6 percent for women and 3.4 percent for men, respectively. In the majority of sectors of the economic activities, the average monthly earnings of men were higher compared to women.

The chart below presents the distribution of the average monthly nominal earnings of employees by sex in 2005-2020 years.

08.10.2021

CHART №3

AVERAGE MONTHLY EARNINGS BY SEX
(GEL)



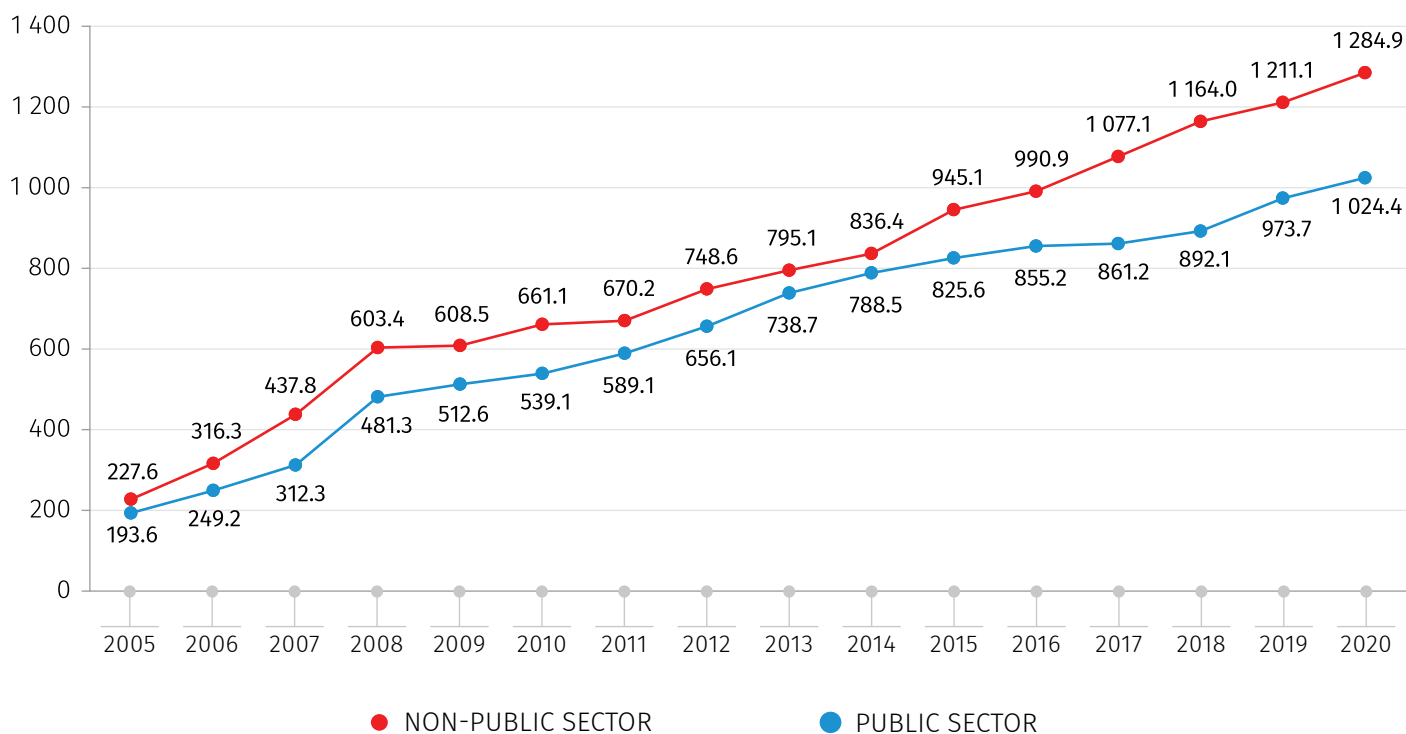
In 2020, the average monthly nominal earning of employees in the public sector was 260.5 Gel lower compared to the employees in the non-public sector. In addition, compared to 2019, the average monthly earning was increased by 5.2 percent in the public sector, while it was increased by 6.1 percent in the non-public sector and amounted to 1 024.4 and 1 284.9 Gel, respectively.

The chart below presents the average monthly nominal earnings of employees in public and non-public sectors in 2005-2020 years.

08.10.2021

CHART №4

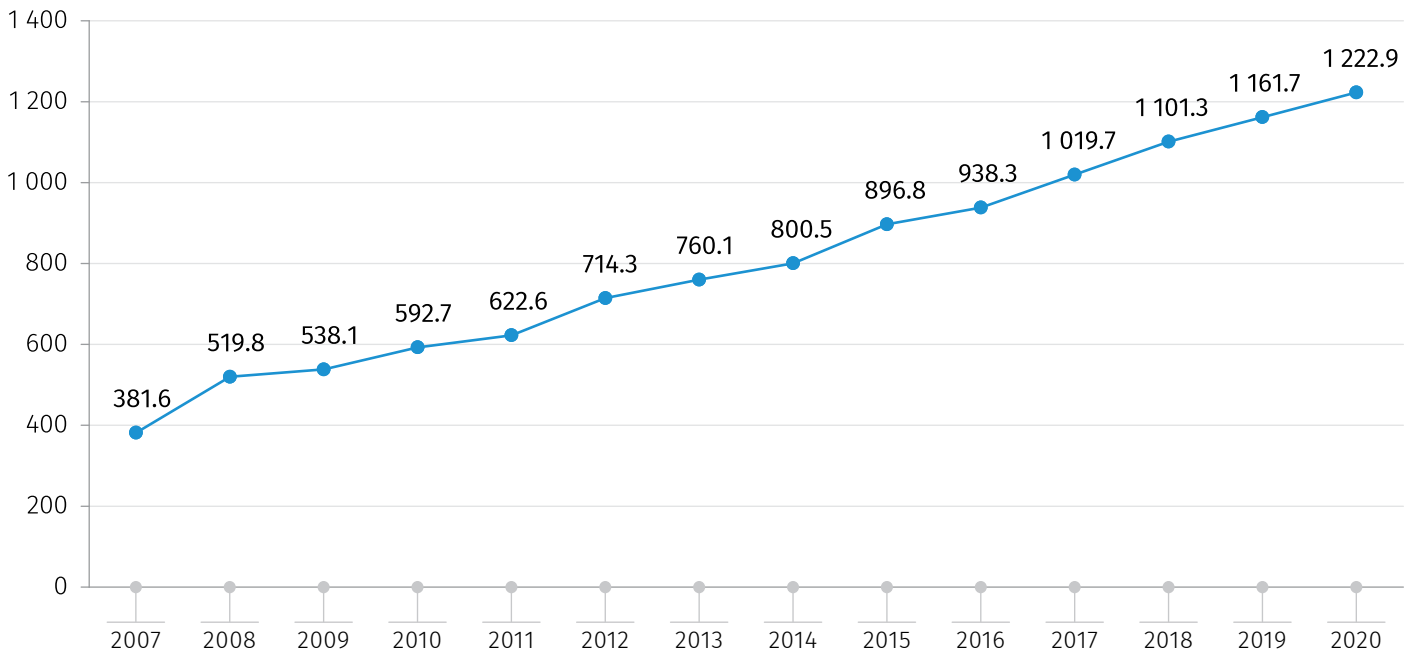
**AVERAGE MONTHLY EARNINGS IN PUBLIC AND NON-PUBLIC SECTORS
(GEL)**



In 2020, the average monthly earnings of employees in the business sector increased by 5.3 percent and equaled to 1222.9 Gel. According to the economic activity, the highest monthly earnings were observed in the Professional, scientific and technical activities (2 102.4 Gel, decreased by 0.1 percent compared to the previous year) and in the Information and communication (1 913.0 Gel, increased by 18.9 percent compared to the previous year) sectors.

The chart below presents the distribution of the average monthly nominal earnings of employees in the business sector in 2007-2020.

**AVERAGE MONTHLY EARNINGS IN BUSINESS SECTOR
(GEL)**



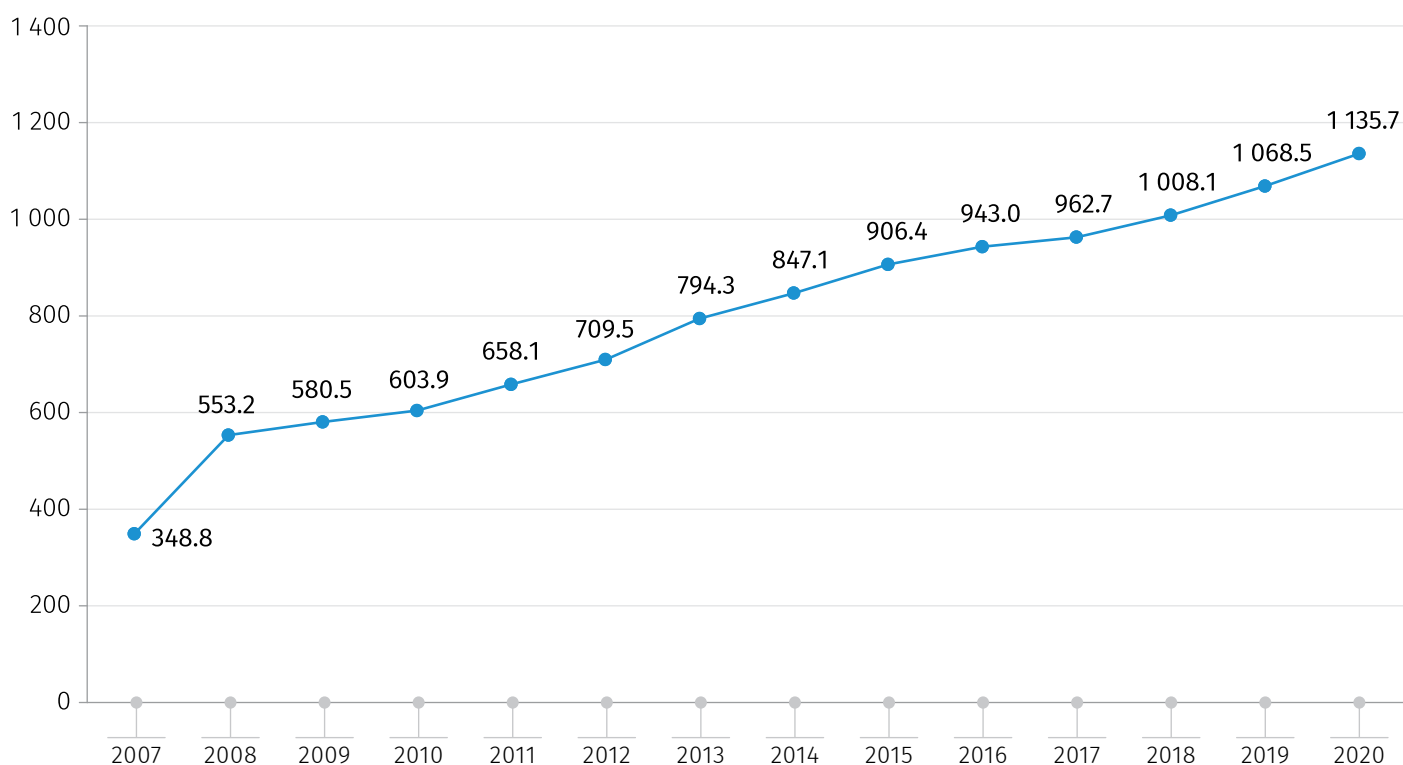
In 2020, the average monthly earnings of employees in the non-business and financial sector increased by 6.3 percent compared to the previous year and amounted to 1 135.7 Gel. According to the economic activity, the highest monthly earnings were observed in the Financial and insurance activities as well as in the Other service activities sectors.

The chart below presents the distribution of the average monthly nominal earnings of employees in the non-business and financial Sector in 2007-2020 years.

08.10.2021

CHART №6

**AVERAGE MONTHLY EARNINGS IN NON-BUSINESS AND FINANCIAL SECTOR
(GEL)**



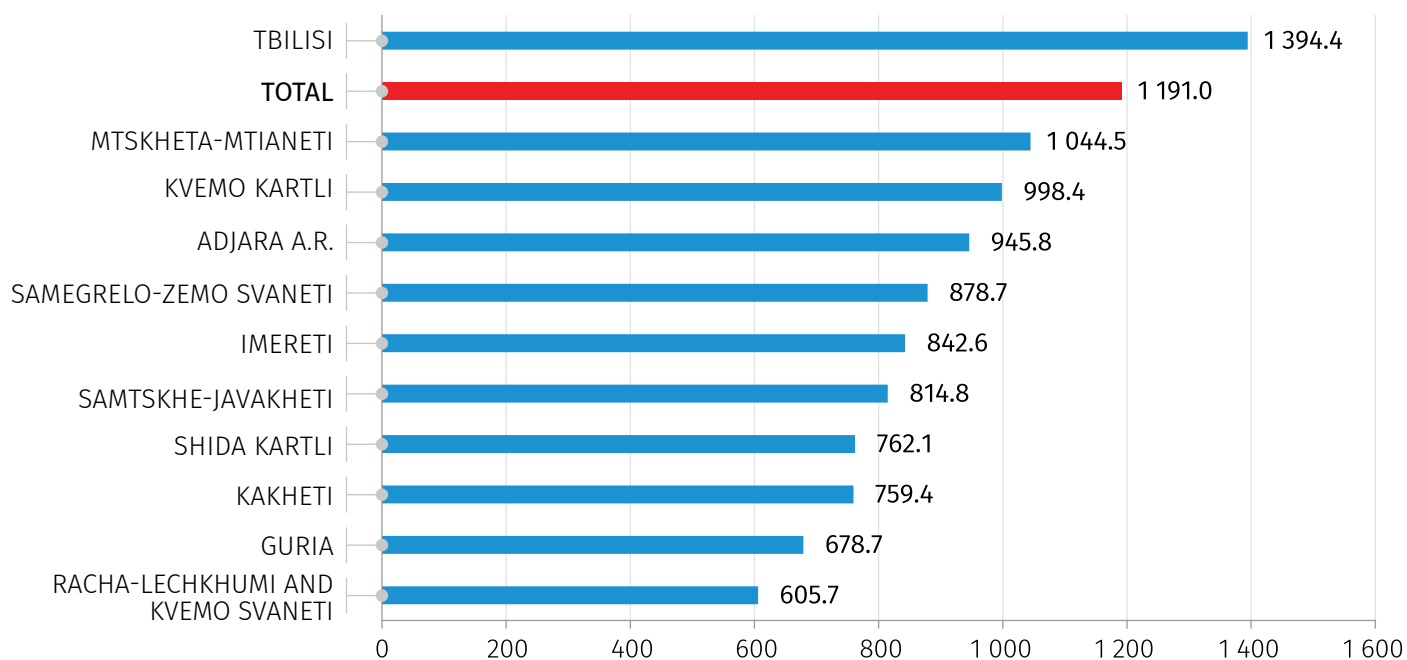
Tbilisi and Mtscheta-Mtianeti are leading regions by amount of the average earning.

The chart below presents the distribution of the average monthly nominal earnings of employees by regions in 2020.

08.10.2021

CHART №7

AVERAGE MONTHLY EARNINGS BY REGIONS* (GEL)



*Some enterprises and organizations are represented by the location of the head office.

08.10.2021

NOTES

Classification of the economic activities used in the release is based on the European standard NACE rev.2

Definition of Sections

A	Agriculture, forestry and fishing
B	Mining and quarrying
C	Manufacturing
D	Electricity, gas, steam and air conditioning supply
E	Water supply, sewerage, waste management and remediation activities
F	Construction
G	Wholesale and retail trade; repair of motor vehicles and motorcycles
H	Transportation and storage
I	Accommodation and food service activities
J	Information and communication
K	Financial and insurance activities
L	Real estate activities
M	Professional, scientific and technical activities
N	Administrative and support service activities
O	Public administration and defense; compulsory social security
P	Education
Q	Human health and social work activities
R	Arts, entertainment and recreation
S	Other service activities

Video on the methodology of calculation of the average monthly nominal earnings of employees:

CONTACT PERSONS:

Vasil Tsakadze, Tel.: (+995 32) 236 72 10 (600). E-mail: vtsakadze@geostat.ge

Mariam Kavelashvili, Tel.: (+995 32) 236 72 10 (020). E-mail: mkavelashvili@geostat.ge