

NATIONAL STATISTICS OFFICE OF GEORGIA

19.10.2021

ANNEX №1

GEORGIAN EXTERNAL TRADE BY COUNTRIES IN JANUARY-SEPTEMBER 2021* (THSD. US DOLLARS)

	EXPORTS (FOB)	IMPORTS (CIF)	BALANCE
EXTERNAL TRADE – TOTAL	2 981 292.6	7 028 396.3	-4 047 103.6
Of which:			
EU COUNTRIES	444 975.9	1 621 519.4	-1 176 543.4
Austria	1 278.4	37 101.6	-35 823.1
Belgium	19 022.9	66 947.1	-47 924.3
Bulgaria	147 447.0	138 626.0	8 821.0
Croatia	396.5	4 668.1	-4 271.6
Cyprus	207.8	2 008.6	-1 800.9
Czech Republic	7 246.0	69 619.5	-62 373.6
Denmark	1 237.6	14 610.8	-13 373.2
Estonia	2 507.7	5 274.8	-2 767.1
Finland	763.7	14 185.0	-13 421.3
France	26 585.0	145 604.1	-119 019.1
Germany	42 369.7	347 505.9	-305 136.1
Greece	6 183.8	32 308.6	-26 124.8
Hungary	949.2	35 291.9	-34 342.7
Ireland	1 589.7	8 935.4	-7 345.8
Italy	34 124.3	185 008.6	-150 884.3
Latvia	7 994.2	20 757.4	-12 763.2
Lithuania (Lietuva)	39 255.2	27 419.6	11 835.6
Luxembourg	8.9	1 592.8	-1 583.9
Malta	125.9	7 032.9	-6 907.0
Netherlands	20 152.9	106 136.3	-85 983.4
Poland	23 067.5	114 835.9	-91 768.5
Portugal	577.5	8 145.8	-7 568.3
Romania	15 055.1	110 490.4	-95 435.4
Slovakia	383.3	9 140.8	-8 757.5
Slovenia	147.4	20 200.3	-20 052.9
Spain	45 588.8	75 347.0	-29 758.2
Sweden	710.2	12 724.0	-12 013.8
CIS COUNTRIES	1 423 960.7	1 985 635.3	-561 674.6
Armenia	171 251.4	326 976.6	-155 725.2
Azerbaijan	400 155.8	389 661.6	10 494.2
Belarus	38 969.6	38 765.6	204.1
Kazakhstan	61 008.3	13 924.1	47 084.2
Kyrgyzstan	18 774.2	1 345.6	17 428.6

NATIONAL STATISTICS OFFICE OF GEORGIA

19.10.2021

	EXPORTS (FOB)	IMPORTS (CIF)	BALANCE
Moldova	14 323.1	10 307.7	4 015.4
Russia	426 217.7	718 800.8	-292 583.1
Tajikistan	9 092.6	22.8	9 069.8
Turkmenistan	8 377.2	150 443.5	-142 066.3
Ukraine	216 009.2	315 135.2	-99 126.0
Uzbekistan	59 781.5	20 251.8	39 529.7
OTHER COUNTRIES	1 112 356.0	3 421 241.6	-2 308 885.6
Afghanistan	441.2	14.0	427.2
Albania	57.4	4 857.4	-4 800.0
Algeria	-	59.3	-59.3
Angola	0.0	-	0.0
Argentina	1 653.0	5 209.5	-3 556.4
Australia	1 125.0	1 108.9	16.2
Bahrain	33.4	8.2	25.2
Bangladesh	309.6	1 832.0	-1 522.4
Belize	-	44.8	-44.8
Benin	0.6	-	0.6
Bhutan	31.1	-	31.1
Bolivia	69.8	-	69.8
Bosnia and Herzegovina	-	221.3	-221.3
Brazil	7 036.9	79 798.6	-72 761.6
Burkina Faso	1 540.4	-	1 540.4
Cameroon	-	254.7	-254.7
Canada	11 978.6	14 487.7	-2 509.2
Chad	6.6	140.0	-133.4
Chile	5 556.0	90 802.3	-85 246.3
China	478 266.9	599 945.5	-121 678.6
Colombia	4 129.1	80.0	4 049.1
Costa Rica	17.0	91.0	-74.0
Cuba	20.9	132.0	-111.1
Ecuador	559.9	13 157.8	-12 597.8
Egypt	67.3	5 941.6	-5 874.3
Ethiopia	19.1	0.4	18.7
Faroe Islands	-	121.9	-121.9
Franch Southern Territories	-	391.5	-391.5
French Polynesia	-	23.8	-23.8
Gabon	-	4 885.8	-4 885.8
Ghana	165.1	70.1	94.9
Honduras	29.4	-	29.4
Hong Kong SAR of China	3 061.1	127 931.7	-124 870.6

NATIONAL STATISTICS OFFICE OF GEORGIA

19.10.2021

	EXPORTS (FOB)	IMPORTS (CIF)	BALANCE
Iceland	1.4	1 786.9	-1 785.5
India	2 240.8	48 043.3	-45 802.5
Indonesia	5.4	114 418.2	-114 412.8
Iran	18 350.4	97 495.1	-79 144.7
Iraq	9 479.7	2 383.8	7 095.8
Israel	15 853.9	8 054.7	7 799.1
Japan	15 219.2	135 969.1	-120 749.9
Jordan	621.9	265.8	356.1
Kenya	842.3	346.0	496.3
Korea Republic of	6 832.0	50 214.0	-43 382.0
Kuwait	1 875.6	19.1	1 856.5
Lao	-	15.2	-15.2
Lebanon	63.5	1 683.5	-1 620.0
Libya	1 405.4	-	1 405.4
Liechtenstein	-	254.9	-254.9
Macau	10.9	-	10.9
Macedonia (FYR)	90.2	920.6	-830.4
Malawi	-	588.9	-588.9
Malaysia	519.9	11 898.9	-11 379.0
Mali	596.7	-	596.7
Marshall Islands	455.0	-	455.0
Mauritania	16.4	-	16.4
Mexico	717.7	5 025.1	-4 307.5
Monaco	3.4	6.2	-2.8
Mongolia	1 820.6	-	1 820.6
Montenegro	-	501.9	-501.9
Morocco	3 236.4	73.9	3 162.5
Mozambique	18.5	-	18.5
Nepal	-	8.9	-8.9
New Zealand	35.1	1 735.3	-1 700.2
Nicaragua	8.0	-	8.0
Niger	3.7	0.7	2.9
Nigeria	219.1	37.5	181.6
Norway	251.8	5 184.2	-4 932.4
Oman	165.0	764.7	-599.7
Pakistan	53.9	2 001.5	-1 947.5
Panama	35.9	4.6	31.3
Paraguay	216.0	5 477.2	-5 261.2
Peru	11 430.1	434.0	10 996.1
Philippines	1 797.5	242.1	1 555.4





NATIONAL STATISTICS OFFICE OF GEORGIA

19.10.2021

	EXPORTS (FOB)	IMPORTS (CIF)	BALANCE
Puerto Rico	50.3	-	50.3
Qatar	1 103.1	1 017.7	85.4
San Marino	-	258.6	-258.6
Saudi Arabia	24 116.3	271.2	23 845.1
Senegal	44.6	-	44.6
Serbia	31.0	24 310.5	-24 279.5
Seychelles	-	285.9	-285.9
Singapore	12 873.4	10 751.9	2 121.4
Somalia	60.9	-	60.9
South Africa	266.1	8 212.6	-7 946.5
Sri Lanka	0.9	1 685.5	-1 684.7
Sudan	317.2	11.8	305.4
Switzerland	58 272.8	57 779.9	492.9
Syrian	527.3	166.2	361.1
Taiwan Province of China	2 687.6	8 436.7	-5 749.1
Tanzania	3 745.9	0.5	3 745.4
Thailand	376.7	10 229.3	-9 852.6
Tunisia	6 937.5	253.2	6 684.4
Turkey	233 295.0	1 247 506.1	-1 014 211.1
Uganda	-	127.2	-127.2
United Arab Emirates	14 263.6	88 305.8	-74 042.2
United Kingdom	20 029.6	61 043.4	-41 013.8
United States	120 305.8	441 963.6	-321 657.8
Uruguay	1 183.9	2 717.7	-1 533.8
Venezuela	149.8	-	149.8
Viet Nam	692.5	7 034.8	-6 342.2
Virgin Islands British	-	1 403.6	-1 403.6
Yemen	2.5	-	2.5
Zimbabwe	352.8	-	352.8

*Preliminary data.

19.10.2021

- Sources:**
-  LEPL Revenue Service of Ministry of Finance of Georgia;
 -  Georgian State Electrosystem JSC;
 -  Electrosystem Commercial Operator JSC;
 -  Georgian Gas Transportation Company LTD.

Explanation of symbols:

- Not applicable;
- 0.0 Negligible magnitude;
- * Data are preliminary and subject to revisions;
- ... Data are confidential

Notice:

1. The discrepancy between the totals and the sum in some cases can be explained by using rounded data;
2. Information does not cover the data of Simplified Customs Declarations (Form #4);
3. Information does not cover non-organized trade also occupied territories of Abkhazian Autonomous Republic and Tskhinvali region;
4. According to the international methodology there are some difference in coverage of trade flows between external merchandise trade statistics and customs statistics. Diplomatic temporary transit and analogous goods are excluded from the database of external merchandise trade statistics.

**THE PRELIMINARY DATA WILL BE REVISED ACCORDING TO THE GEOSTAT'S REVISION POLICY
(BASED ON THE REGULAR REVISION PRINCIPLE) AS A RESULT OF ADJUSTING
DATA BY RESPONDENTS/ADMINISTRATIVE SOURCES.**

CONTACT PERSONS:

Maka Kalandarishvili Tel.: (+995 32) 236 72 10 (300)

E-mail: mkalandarishvili@geostat.ge

Mariam Kavelashvili Tel.: (+995 32) 236 72 10 (020)

E-mail: mkavelashvili@geostat.ge