



National Statistics Office of Georgia

**SURVEY OF RESEARCH AND DEVELOPMENT
IN HIGHER EDUCATION INSTITUTIONS
AND IN SCIENTIFIC INSTITUTIONS
2020**



01.11.2021

www.geostat.ge

01.11.2021

**SURVEY OF RESEARCH AND DEVELOPMENT IN HIGHER EDUCATION INSTITUTIONS
AND IN SCIENTIFIC INSTITUTIONS, 2020**

In 2020, the Research and Development in Georgia were conducted by 58 Institutions, whose total expenditures on R&D equaled 148.2 Million GEL, compared to the previous year, increased by 5.7 percent.

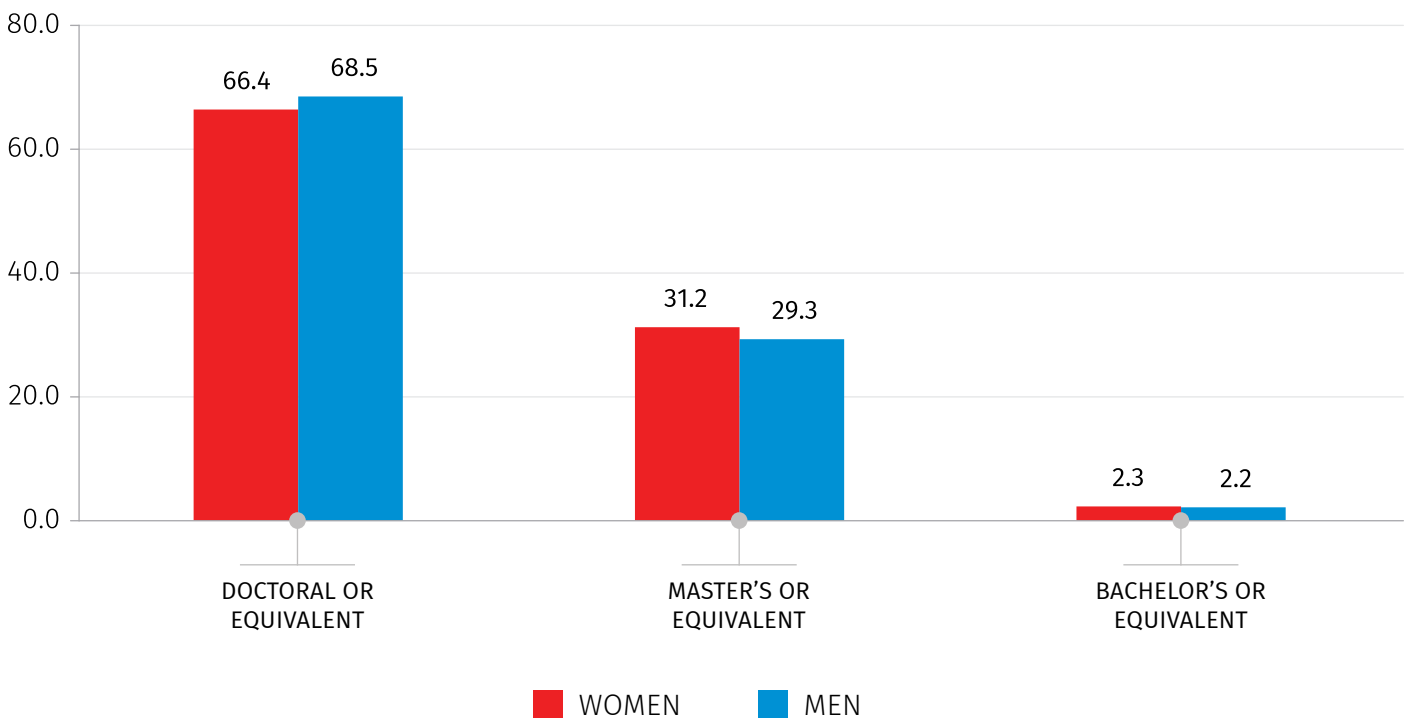
Number of employees in Research and Development increased by 6.2 percent and amounted to 14 589, of which 11 859 were researchers. 53.4 percent of researchers are women and 46.6 percent are men.

67.4 percent of researchers has doctoral or equivalent degree, 30.3 percent - master's or equivalent degree and 2.2 percent - bachelor's or equivalent.

The chart below presents the distribution of researchers by level of education and sex.

CHART №1

**DISTRIBUTION OF RESEARCHERS BY LEVEL OF EDUCATION AND SEX
(%)**



01.11.2021

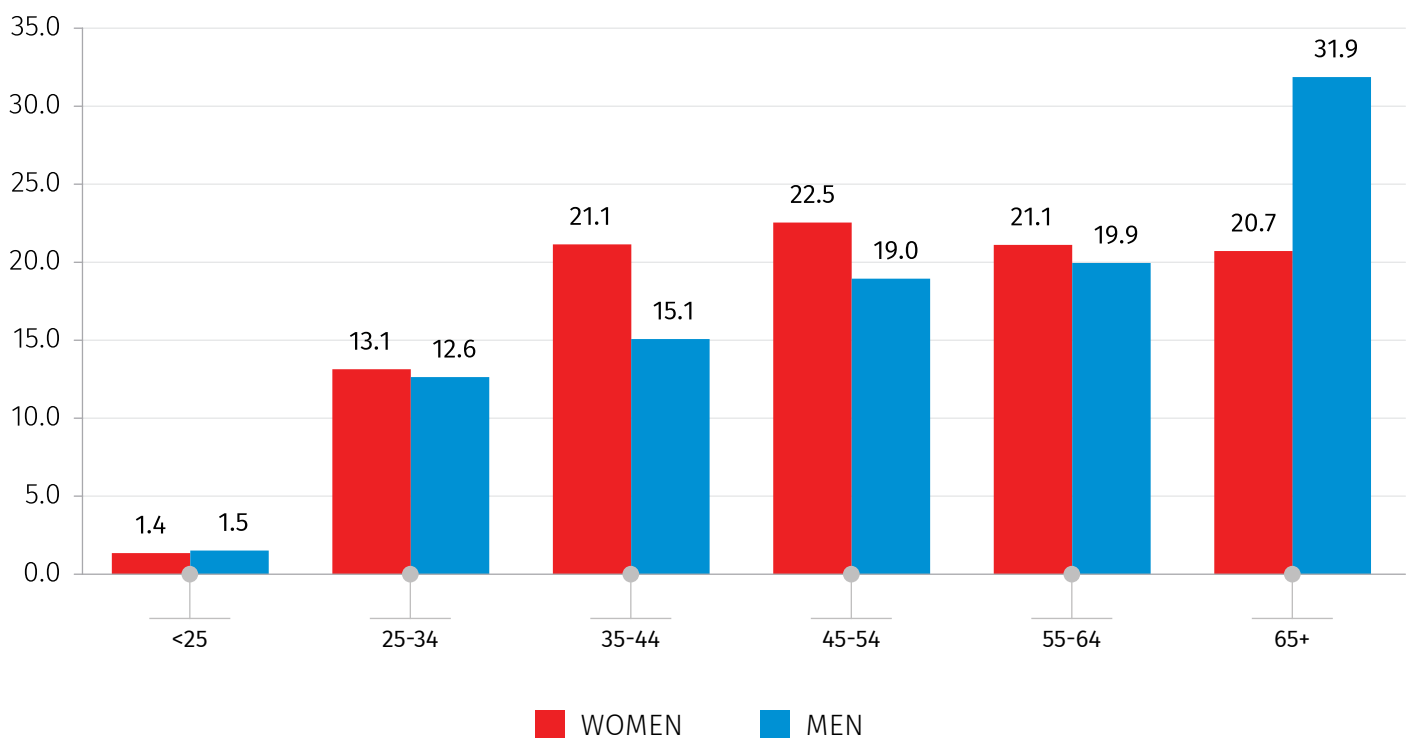
As for the distribution of researchers by age, the highest rate comes on age groups of 45-54 in women (22.5%) and 65 years and older in men (31.9%).

The chart below presents the distribution of researchers by age groups and sex.

CHART №2

DISTRIBUTION OF RESEARCHERS BY AGE AND SEX

(%)



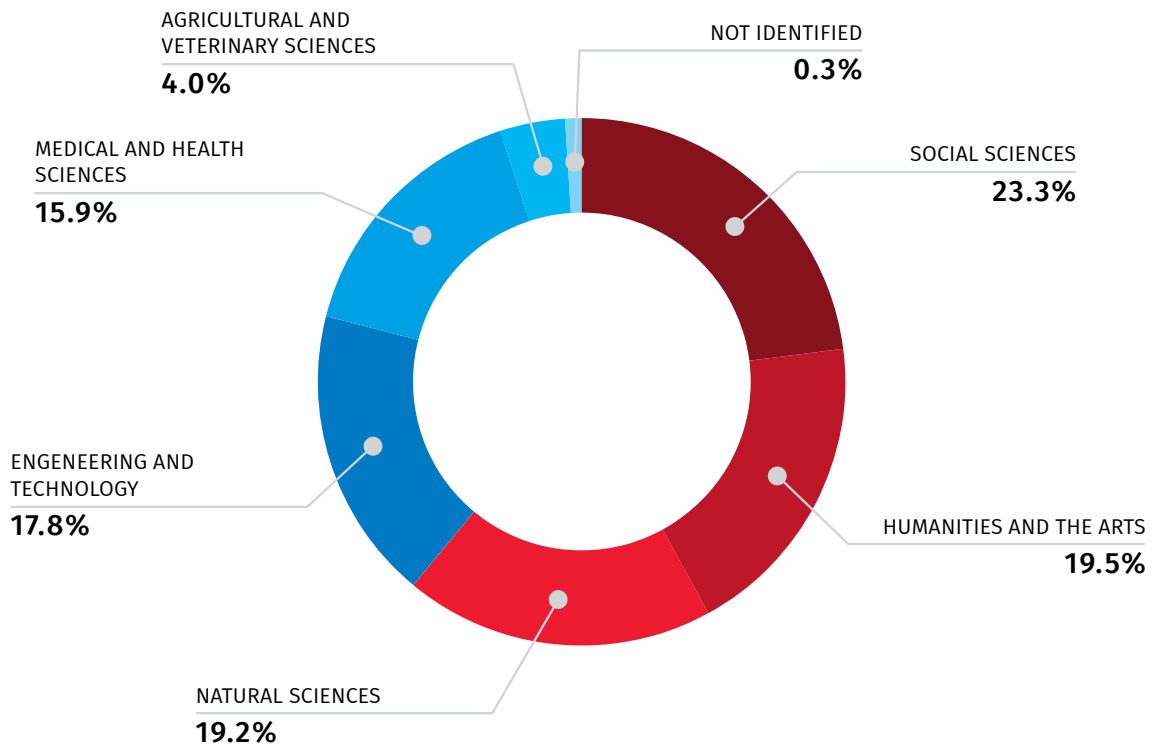
The largest part of researchers work in social sciences and their total number amounts to 2 769 (23.3%), while the smallest part of researchers work in agricultural and veterinary fields, where about 474 persons are employed.

The chart below presents the distribution of researchers by fields of science.

01.11.2021

CHART №3

DISTRIBUTION OF RESEARCHERS BY FIELDS OF SCIENCE



Source: Ministry of Education and Science of Georgia.

CONTACT PERSONS:

Vasil Tsakadze, Tel.: (+995 32) 236 72 10 (600), E-mail: vtsakadze@geostat.ge

Mariam Kavelashvili, Tel.: 2 36 72 10 (020), E-mail: mkavelashvili@geostat.ge