



National Statistics Office of Georgia

AGRICULTURE OF GEORGIA
2021
III QUARTER
(PRELIMINARY DATA ON ANIMAL HUSBANDRY)



16.11.2021

www.geostat.ge

16.11.2021

AGRICULTURE OF GEORGIA

III QUARTER, 2021

(PRELIMINARY DATA ON ANIMAL HUSBANDRY)

According to the preliminary data, at the end of the III quarter of 2021 the number of bovine animals increased by 0.7 percent compared to the III quarter of 2020 and reached 972.2 thousand heads. Of which, the total number of dairy cows and buffaloes decreased by 3.2 percent from the same period of the previous year and equaled 441.7 thousand heads.

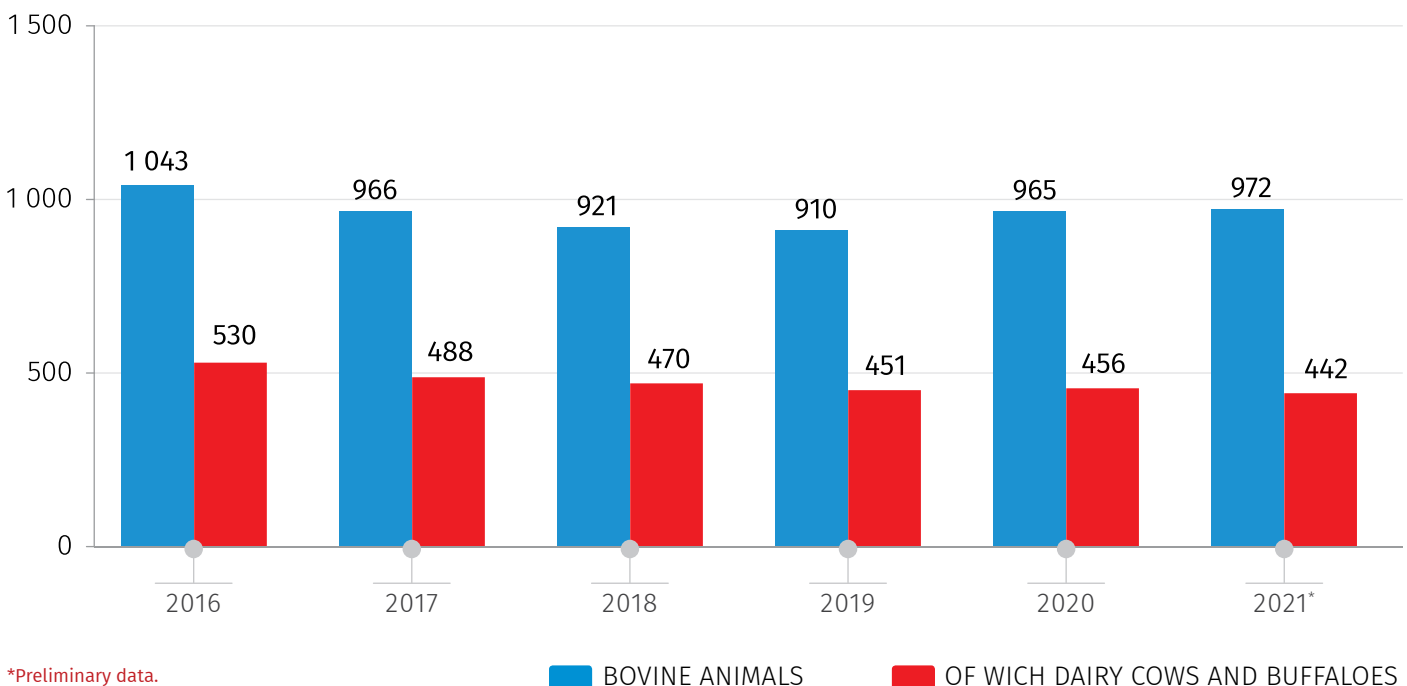
The total number of sheep and goats down by 26.0 percent and year-on-year amounted to 764.6 thousand heads.

The number of pigs equaled to 232.9 thousand heads which is 8.3 percent less than at the same period of the previous year.

The number of poultry decreased by 13.4 percent compared to the same period of the previous year and equaled 10.3 million heads.

The charts below present the number of bovine animals, sheep and goats, pigs and poultry by the end of the III quarter of 2016-2021.

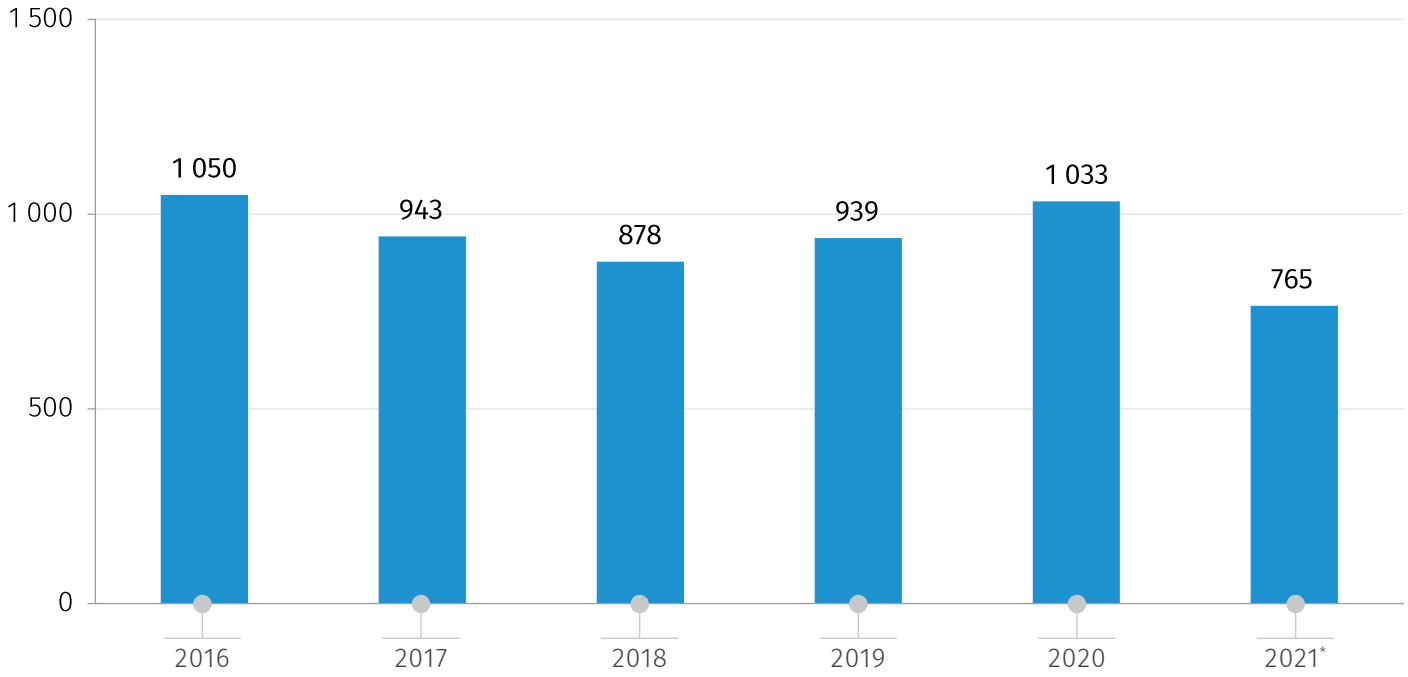
NUMBER OF BOVINE ANIMALS BY THE END OF THE THIRD QUARTER OF 2016-2021
(THS. HEADS)



NATIONAL STATISTICS OFFICE OF GEORGIA

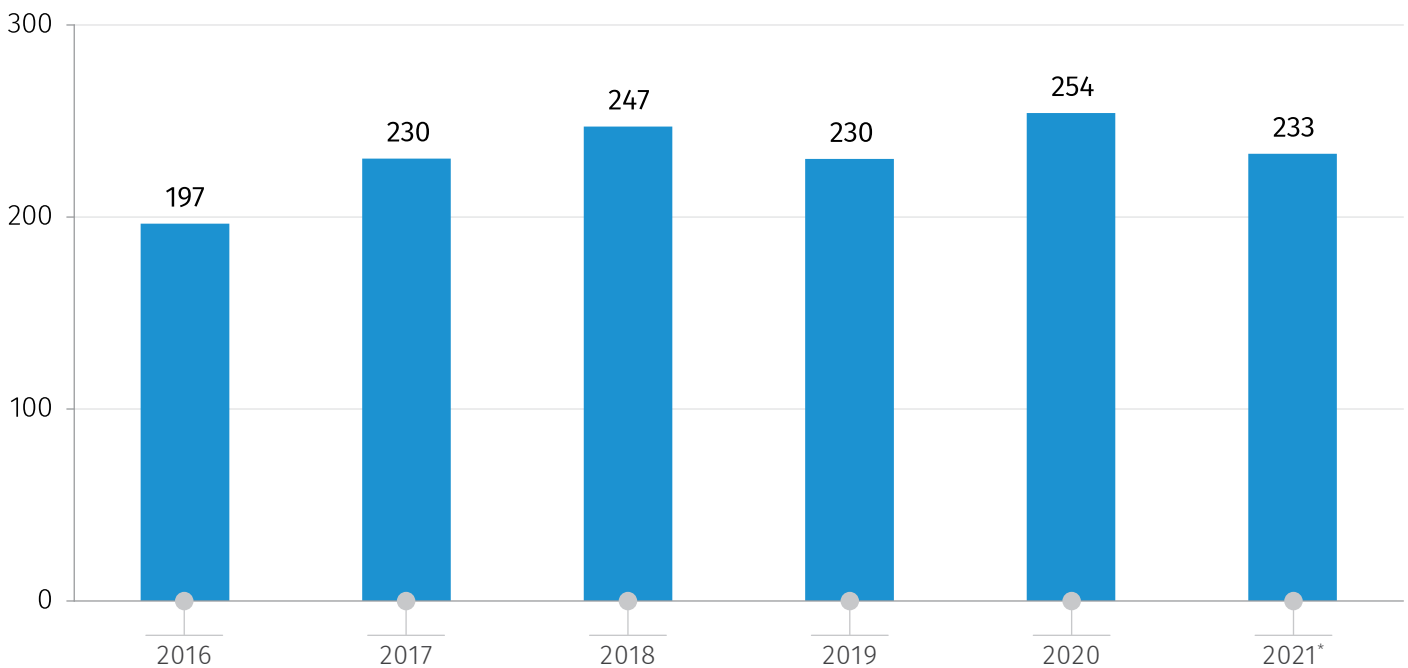
16.11.2021

NUMBER OF SHEEP AND GOATS BY THE END OF THE THIRD QUARTER OF 2016-2021 (THS. HEADS)



*Preliminary data.

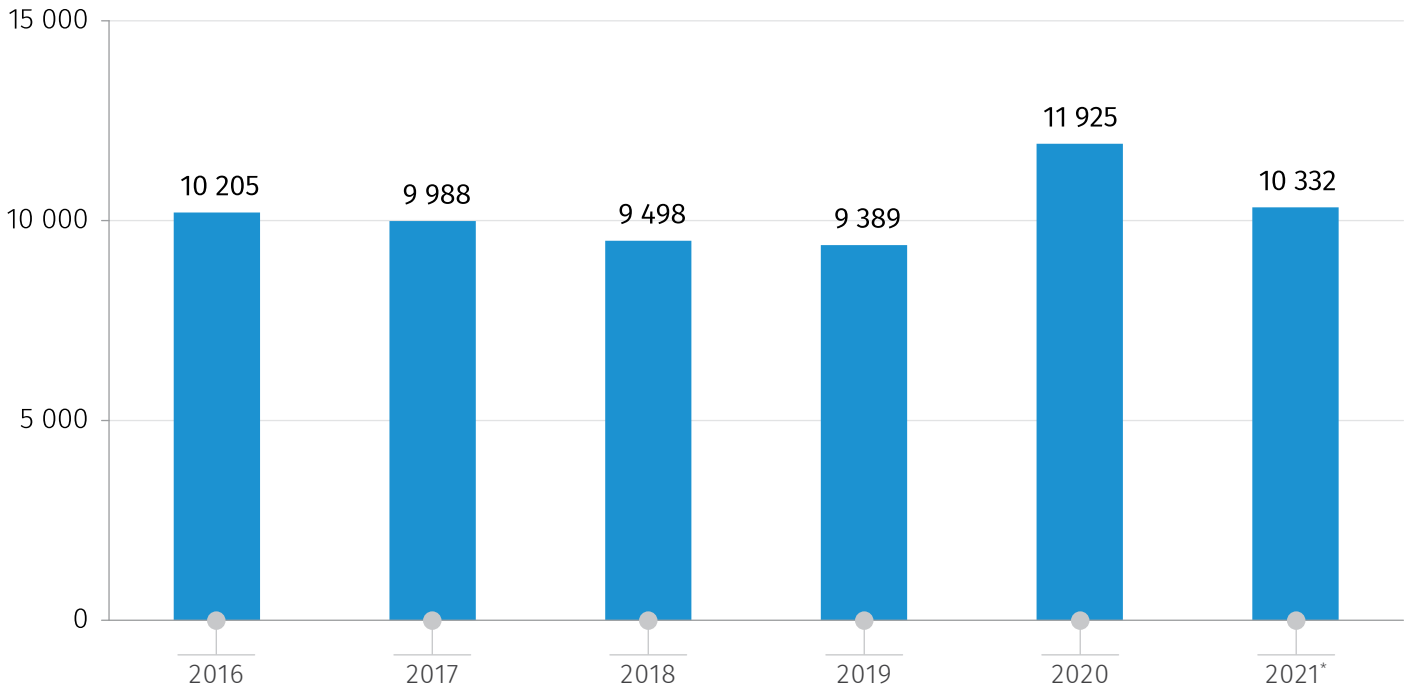
NUMBER OF PIGS BY THE END OF THE THIRD QUARTER OF 2016-2021 (THS. HEADS)



*Preliminary data.

16.11.2021

NUMBER OF POULTRY BY THE END OF THE THIRD QUARTER OF 2016-2021
(THS. HEADS)



*Preliminary data.

According to the preliminary data, in the III quarter of 2021 milk production decreased by 0.4 percent compared to the same period of the previous year and amounted to 168.8 million litres.

Meat production increased by 3.9 percent from the same period of the previous year and equaled 16.1 thousand tons.

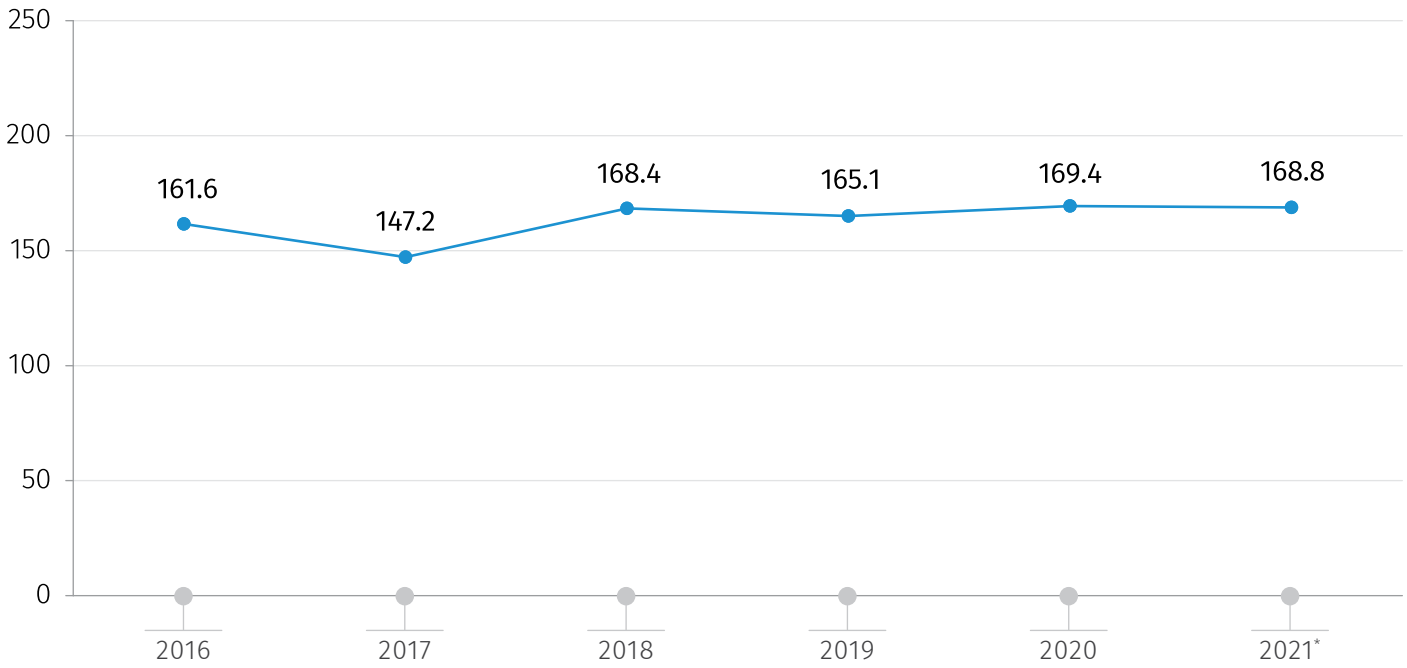
In the III quarter of 2021 egg production amounted to 149.4 million pieces which is 9.8 percent less than in the same period of the previous year.

The diagrams below present the volume of livestock products produced in the III quarter of 2016-2021.

NATIONAL STATISTICS OFFICE OF GEORGIA

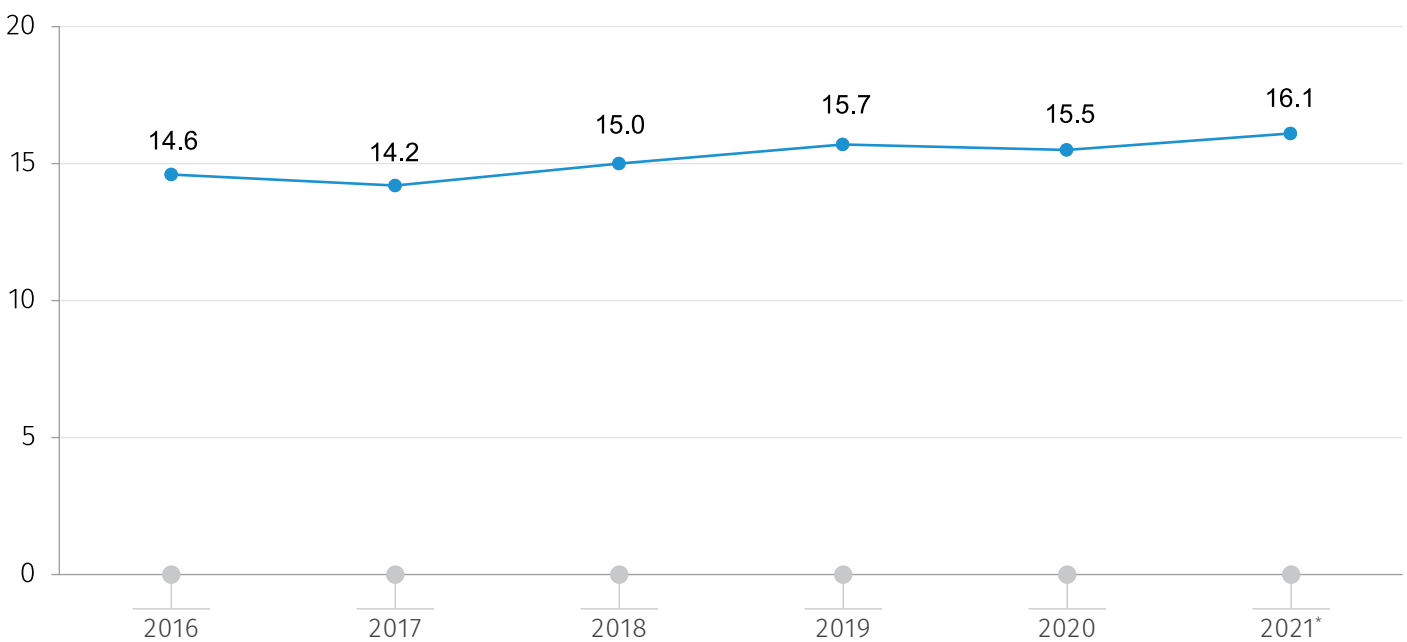
16.11.2021

MILK PRODUCTION IN THE THIRD QUARTER OF 2016-2021 (MILL. LITRES)



*Preliminary data.

MEAT PRODUCTION IN THE THIRD QUARTER OF 2016-2021 (THS. TONS)

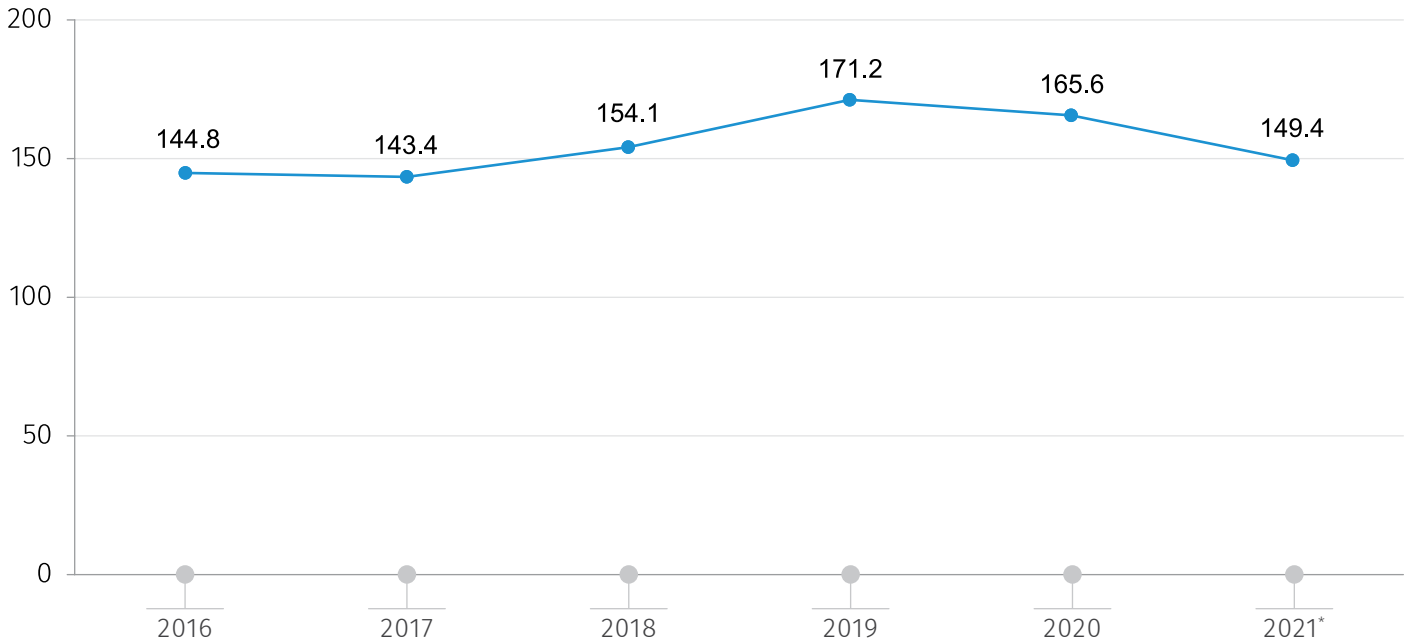


*Preliminary data.

NATIONAL STATISTICS OFFICE OF GEORGIA

16.11.2021

EGG PRODUCTION IN THE THIRD QUARTER OF 2016-2021 (MILL. PIECES)



*Preliminary data.

The following tables include data of 2020-2021 on the number of livestock and poultry, their export and import data, as well as production of livestock products in quarterly terms.

NUMBER OF LIVESTOCK AND POULTRY BY THE END OF THE QUARTER IN 2020-2021 (THS. HEADS)

	2020				2021*		
	I Q	II Q	III Q	IV Q	I Q	II Q	III Q
Bovine Animals	961.4	1 002.7	965.1	925.8	1 015.9	1 025.0	972.2
Of which dairy cows and buffaloes	447.6	462.4	456.1	450.8	468.5	452.5	441.7
Pigs	188.8	221.6	254.1	165.7	174.7	192.1	232.9
Sheep and Goats	1 214.3	1 197.1	1 033.0	946.5	1 046.1	984.7	764.6
Poultry	10 506.1	13 003.2	11 924.8	10 146.5	11 330.7	11 549.5	10 331.5

*Preliminary data.

NATIONAL STATISTICS OFFICE OF GEORGIA

16.11.2021

EXPORT OF LIVESTOCK AND POULTRY IN 2020-2021 (THS. HEADS)

	2020				2021*		
	I Q	II Q	III Q	IV Q	I Q	II Q	III Q
Bovine Animals	16.2	2.4	27.1	29.3	16.1	11.1	20.7
Pigs	-	-	-	-	-	-	1.2
Sheep and Goats	8.7	6.8	73.2	105.4	26.3	52.4	145.4
Poultry	1 722.6	1 634.8	1 355.1	985.5	699.0	1 733.3	1 779.9

*Preliminary data.

IMPORT OF LIVESTOCK AND POULTRY IN 2020-2021 (THS. HEADS)

	2020				2021*		
	I Q	II Q	III Q	IV Q	I Q	II Q	III Q
Bovine Animals	0.7	0.2	0.2	0.3	0.2	0.4	0.8
Pigs	7.8	11.2	17.4	19.6	10.2	11.6	17.6
Sheep and Goats	4.8	-	-	-	-	-	8.4
Poultry	1 752.2	1 056.1	1 317.7	1 383.3	1 287.5	1 996.0	1 954.1

*Preliminary data.

PRODUCTION OF LIVESTOCK PRODUCTS IN 2020-2021

	2020				2021*		
	I Q	II Q	III Q	IV Q	I Q	II Q	III Q
Meat (ths. tons)	14.6	16.0	15.5	23.3	15.8	17.3	16.1
Milk (mill. litres)	102.3	196.2	169.4	101.1	115.3	194.3	168.8
Eggs (mill. pieces)	167.3	174.3	165.6	167.4	171.4	159.0	149.4

*Preliminary data.

NATIONAL STATISTICS OFFICE OF GEORGIA

16.11.2021

Source: National Statistics Office of Georgia.

Explanation of symbols:

- Not applicable;

Final data of 2021 will be available on June 15, 2022

CONTACT PERSONS:

George Sanadze, Tel: (+995 32) 236 72 10 (500), E-mail: gsanadze@geostat.ge

Mariam Kavelashvili, Tel: 2 36 72 10 (020), E-mail: mkavelashvili@geostat.ge