



National Statistics Office of Georgia

**INDICATORS OF SECONDARY GENERAL
EDUCATION SCHOOLS
2021/2022
SCHOOL YEAR**



01.12.2021
www.geostat.ge

01.12.2021

INDICATORS OF SECONDARY GENERAL EDUCATION SCHOOLS

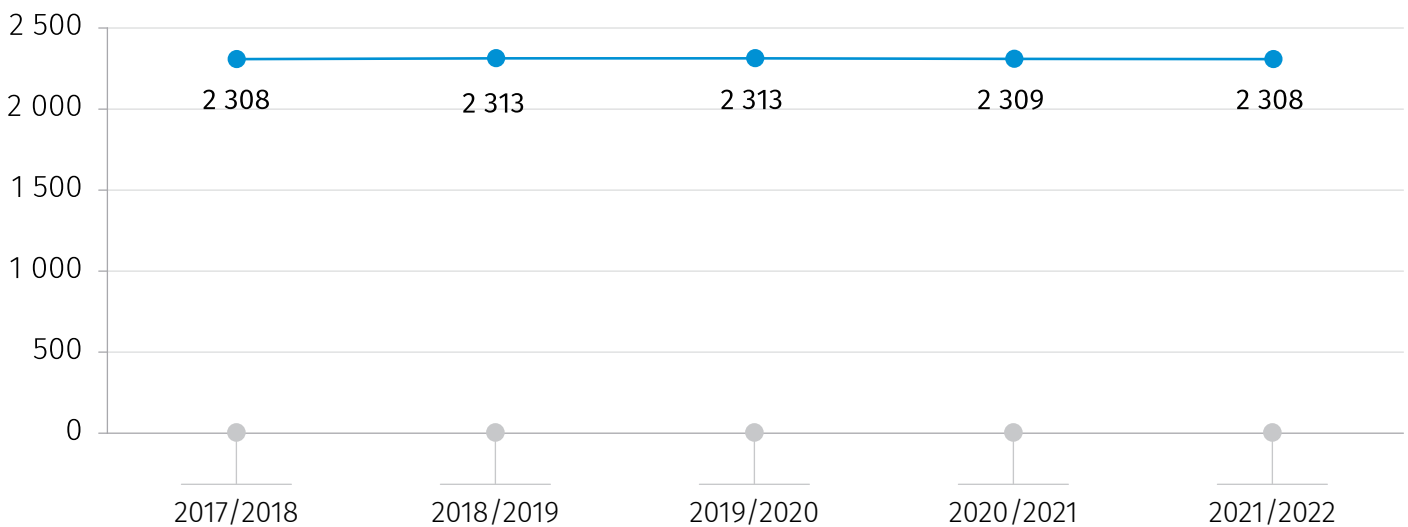
2021/2022 SCHOOL YEAR

At the beginning of the 2021/2022 school year, there were 2 308 general education institutions in Georgia, including 2 086 public and 222 private schools. Number of schools decreased by 1 unit compared to the previous school year. By region, most of schools (17.2%) are located in Imereti.

The chart below presents the number of general education institutions at the beginning of the 2017/2018-2021/2022 school years.

CHART №1

NUMBER OF GENERAL EDUCATION INSTITUTIONS
(THOUSANDS)



01.12.2021

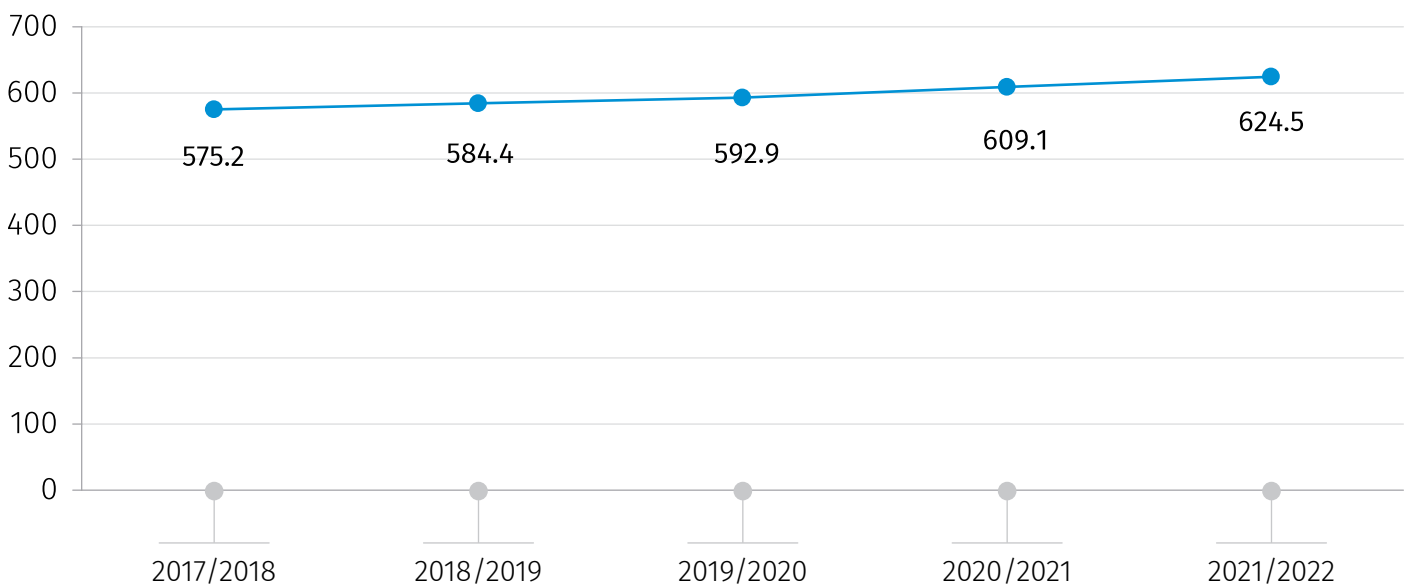
At the beginning of the 2021/2022 school year, 624.5 thousand pupil were studied in general education institutions, that is 2.5 percent higher compared to the same indicator of the previous school year. 90.4 percent of pupils attend public schools and 9.6 percent – private schools. From the total number of pupils, 48.0 percent are girls, while 52.0 percent are boys.

Among the regions, most of pupils (35.1%) study in Tbilisi.

The chart below presents the number of pupils in general education institutions for the beginning of the 2017/2018-2021/2022 school years.

CHART №2

NUMBER OF PUPILS IN GENERAL EDUCATION INSTITUTIONS
(THOUSANDS)



NATIONAL STATISTICS OFFICE OF GEORGIA

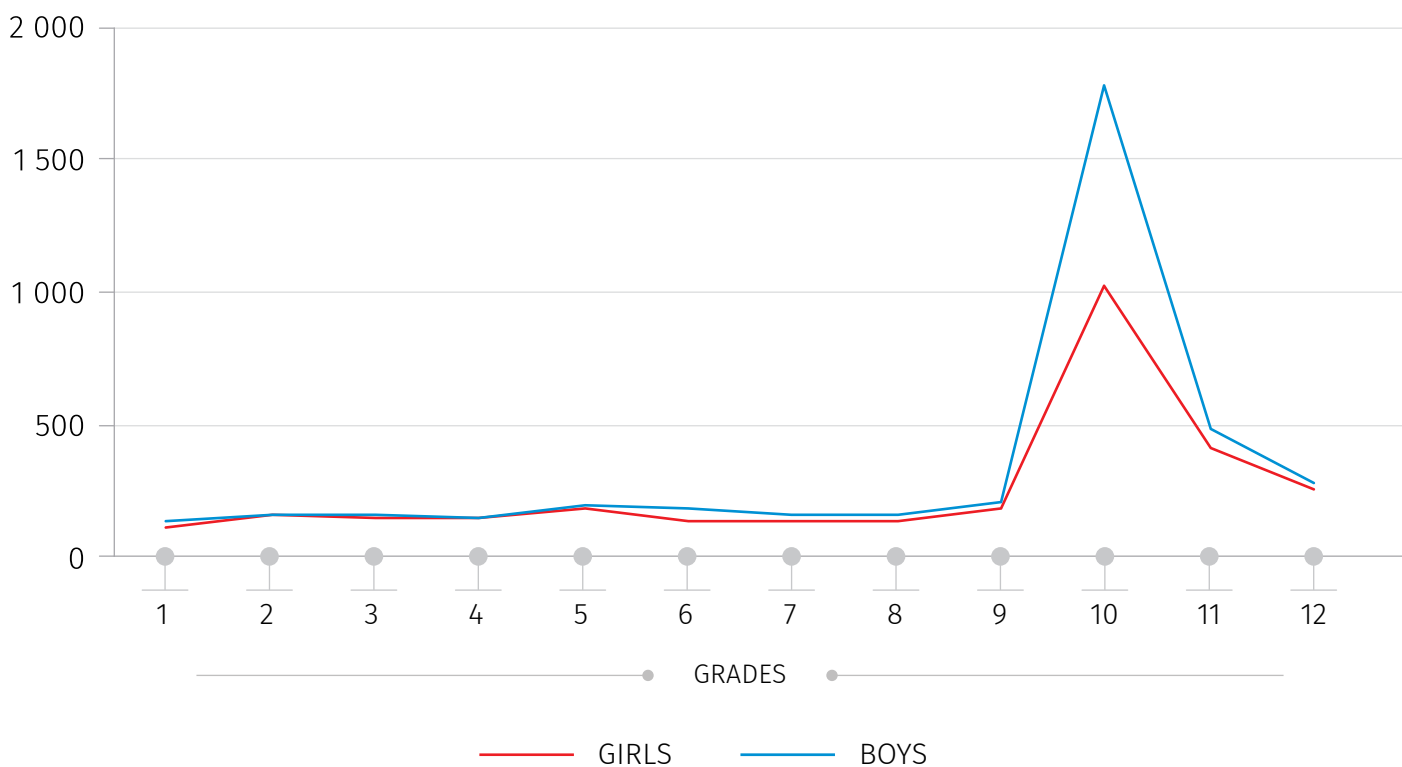
01.12.2021

During the 2020-2021 school year, 7 050 pupils abandoned studying, which is 14.5 percent lower compared to the same indicator of the previous year. Among those pupils, girls are 42.8 percent and boys are 57.2 percent.

The chart below presents the number of students by sex and grade, who have abandoned studying during the 2020/2021 school year.

CHART №3

**NUMBER OF PUPILS WHO HAVE ABANDONED STUDYING DURING
THE 2020/2021 SCHOOL YEAR
(PERSON)**



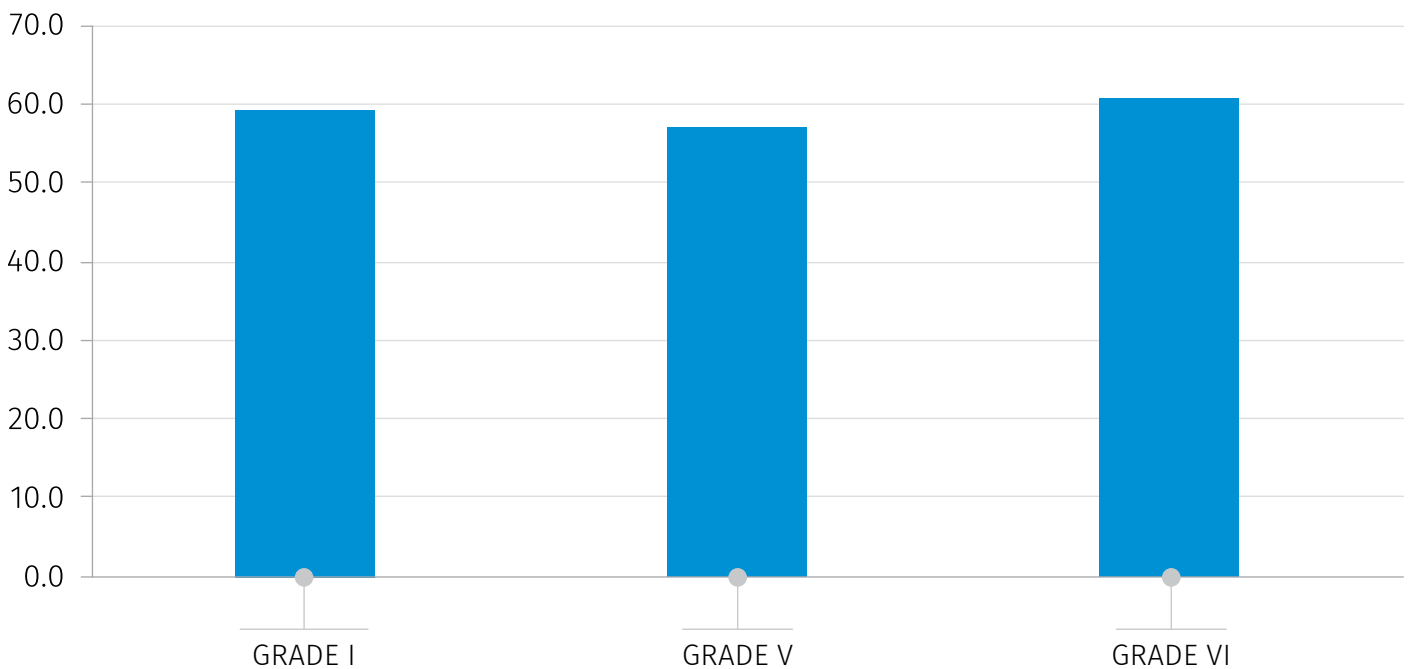
01.12.2021

In the 2021/2022 school year, information and communication technology subjects (the subjects are compulsory in I, V and VI grades) are taught by 176 350 pupils, which is 5.4 percent higher compared to the same indicator of the previous school year.

The chart below presents the number of pupils studying ICT in general education institutions in 2021/2022 school year.

CHART №4

**NUMBER OF PUPILS STUDING INFORMATION AND COMMUNICATION TECHNOLOGY IN
GENERAL EDUCATION INSTITUTIONS IN 2021/2022 SCHOOL YEAR
(THOUSAND)**



NATIONAL STATISTICS OFFICE OF GEORGIA

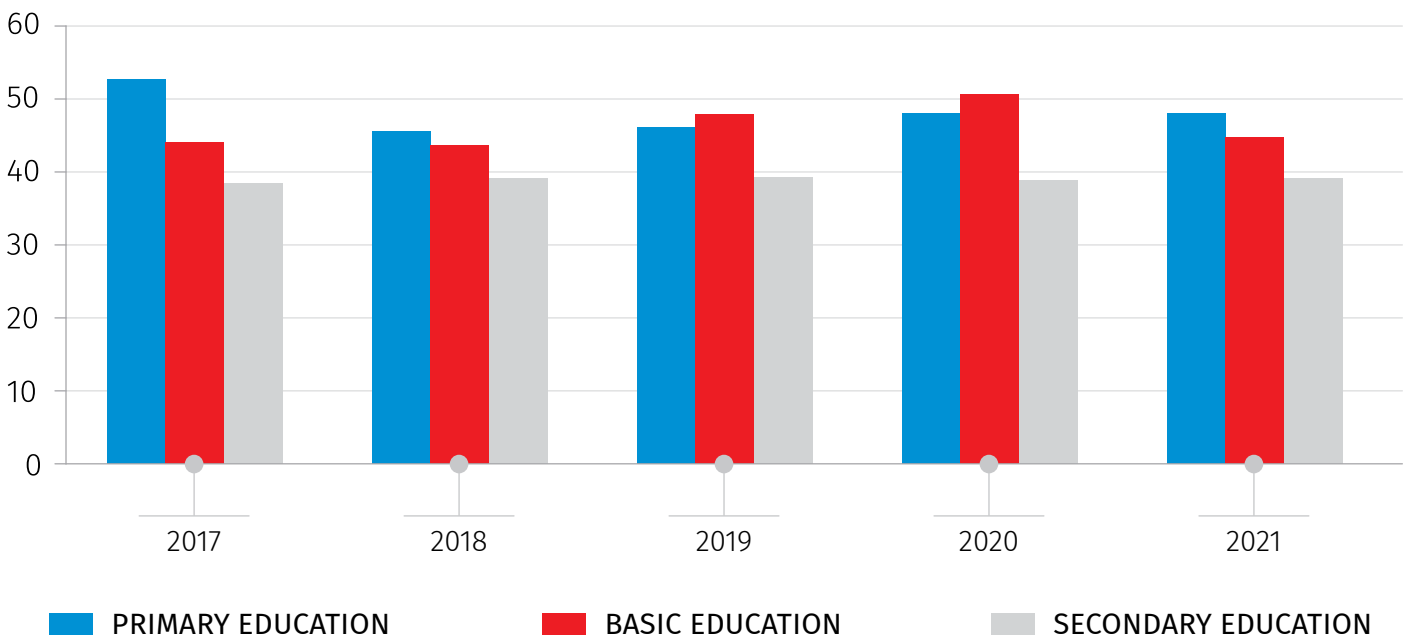
01.12.2021

In 2021, 38 734 pupils graduated from upper secondary school, that is 1.3 percent higher compared to the same indicator of the previous year. 47 617 pupils graduated from primary education, that is 0.1 percent higher compared to the previous year and 44 832 pupils – from basic education, that is 10.9 percent less compared to the previous year.

The chart below presents the number of graduates from primary, basic and secondary education in 2017-2021.

CHART №5

**NUMBER OF GRADUATES FROM PRIMARY, BASIC AND SECONDARY SCHOOL
(THOUSAND)**



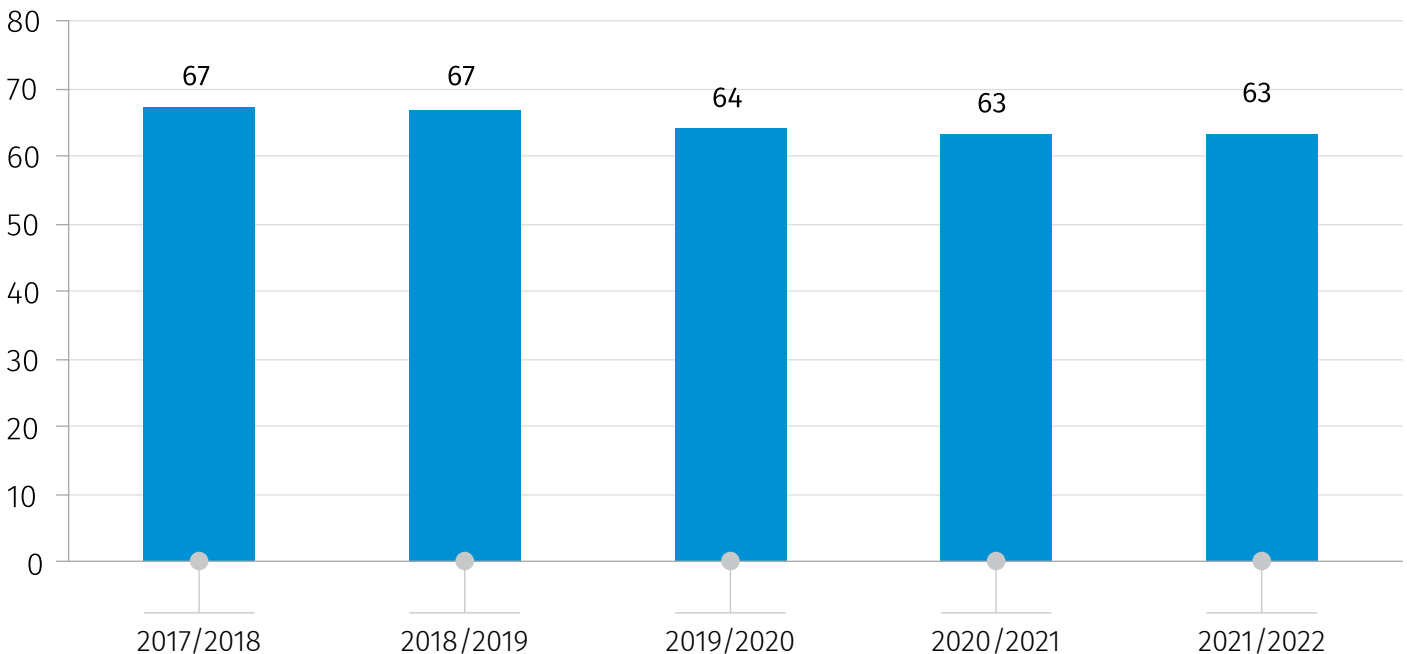
01.12.2021

At the beginning of the 2021/2022 school year, 62 981 teachers were employed in general education institutions, which is 0.4 percent higher compared to the same indicator of the previous year. The majority of teachers are women, in particular, the share of women is 87.2 percent while the share of men - 12.8 percent.

The chart below presents the number of teachers in 2017/2018-2021/2022 school years.

CHART №6

**NUMBER OF GENERAL EDUCATION SCHOOL TEACHERS
(THOUSAND)**



CONTACT PERSONS:

Vasil Tsakadze, Tel.: 2 36 72 10 (600), E-mail: vtsakadze@geostat.ge

Mariam Kavelashvili, Tel.: 2 36 72 10 (020), E-mail: mkavelashvili@geostat.ge