



National Statistics Office of Georgia

**AVERAGE MONTHLY NOMINAL
EARNINGS OF EMPLOYEES**

2021
III QUARTER



16.12.2021

www.geostat.ge

16.12.2021

AVERAGE MONTHLY NOMINAL EARNINGS OF EMPLOYEES

(III QUARTER, 2021)

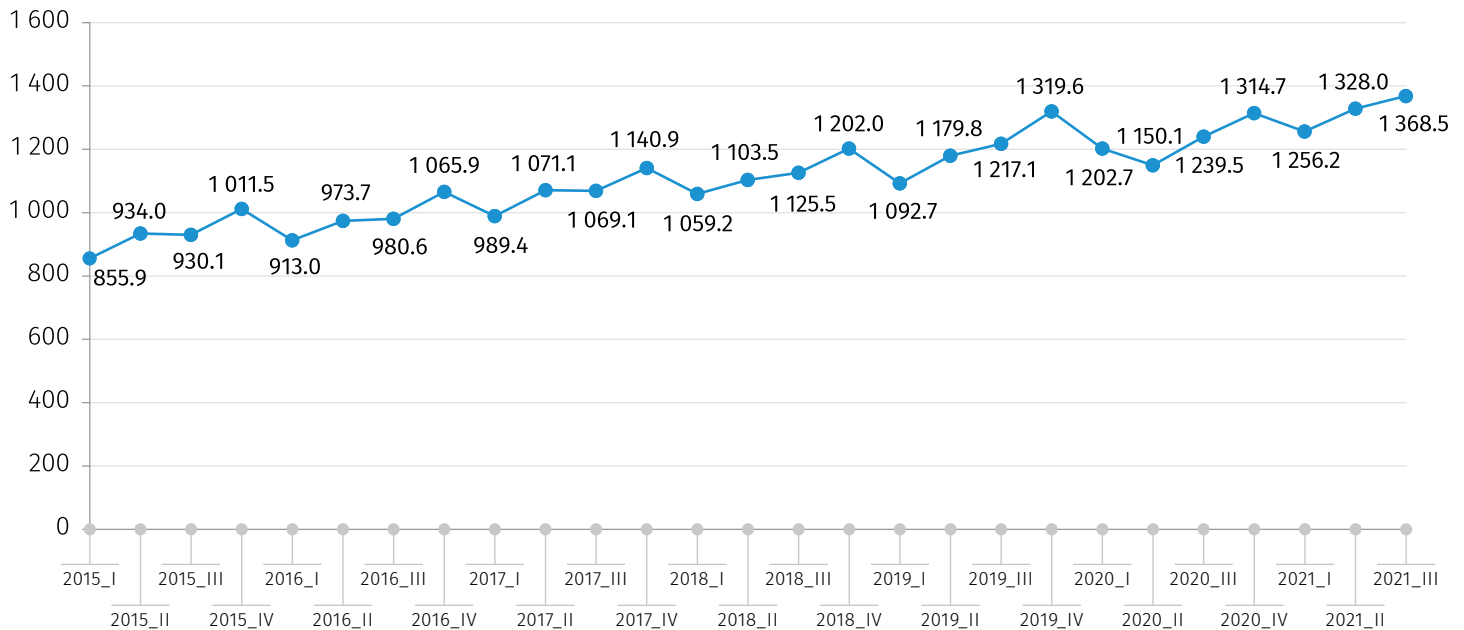
In the III quarter of 2021, the average monthly nominal earnings in Georgia increased by 10.4 percent (129.0 Gel) compared to the same quarter of the previous year and amounted to 1 368.5 Gel.

The chart below presents the distribution of the average monthly earnings of employees in 2015-2021, by quarters.

CHART №1

AVERAGE MONTHLY EARNINGS BY QUARTERS

(GEL)



According to the economic activity the highest monthly earnings were observed in the following fields:

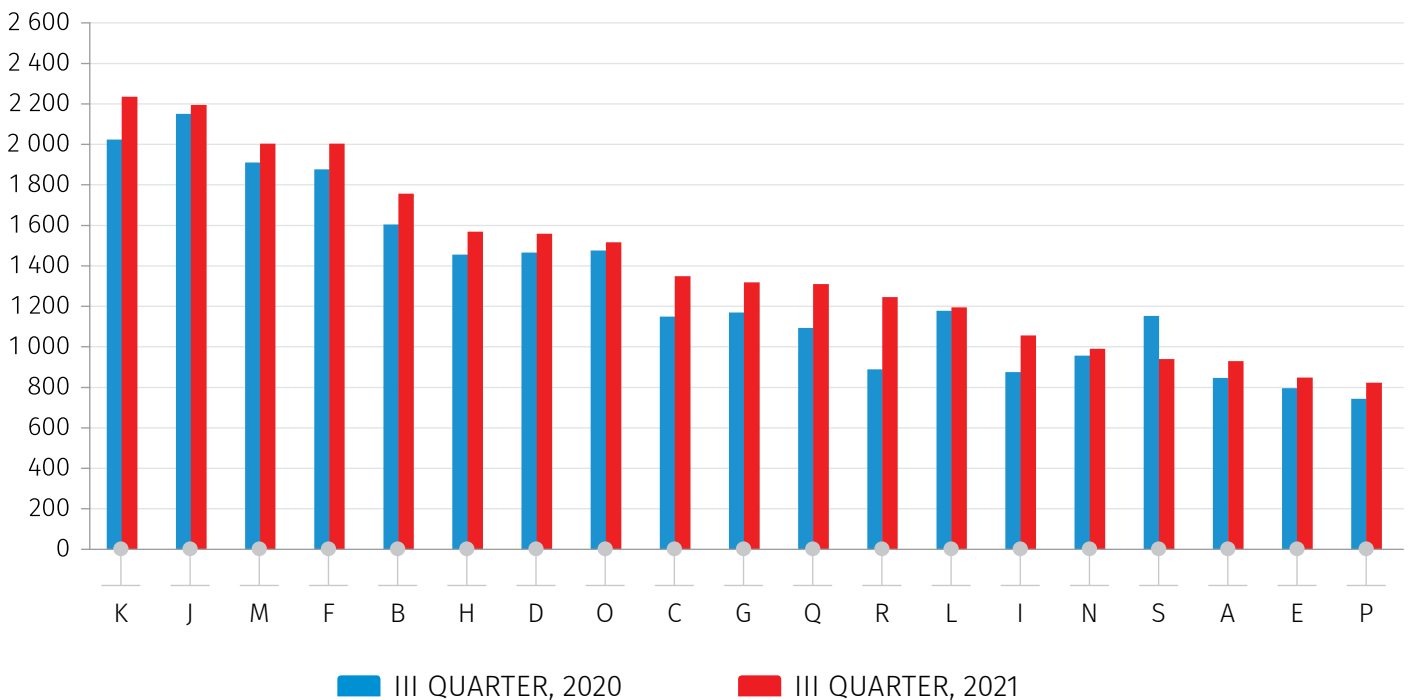
- Financial and insurance activities – 2 234.9 Gel (increased by 10.4 percent compared to the corresponding period of the previous year)
- Information and communication – 2 193.7 Gel (increased by 2.0 percent)
- Professional, scientific and technical activities – 2 003.6 Gel (increased by 4.9 percent)
- Construction – 2 003.1 Gel (increased – by 6.8 percent)

16.12.2021

The chart below presents the distribution of the average monthly earnings by economic activity in the III quarter of 2020-2021.

CHART №2

**AVERAGE MONTHLY EARNINGS BY ECONOMIC
ACTIVITY IN THE III QUARTER OF 2020-2021
(GEL)**



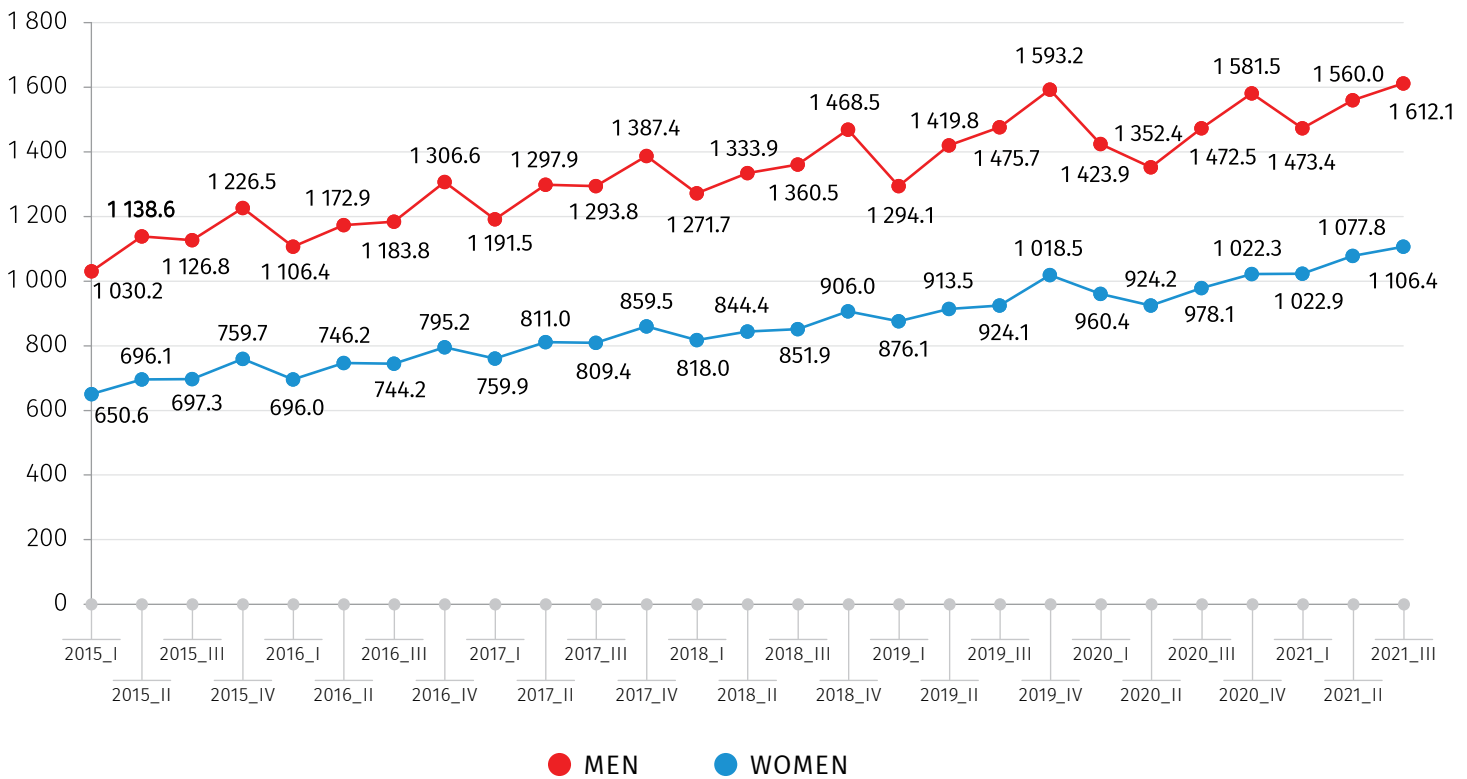
In the III quarter of 2021, the average earnings equaled to 1 106.4 Gel for women, while 1 612.1 Gel for men. The annual growth of earnings amounted to 128.2 Gel (13.1%) for women and 139.6 Gel (9.5%) for men. In the majority of sectors of economy the average monthly earnings of men were higher compared to women.

The chart below presents the distribution of the average monthly earnings of employees by sex in 2015-2021, by quarters.

16.12.2021

CHART №3

AVERAGE MONTHLY EARNINGS BY SEX
(GEL)



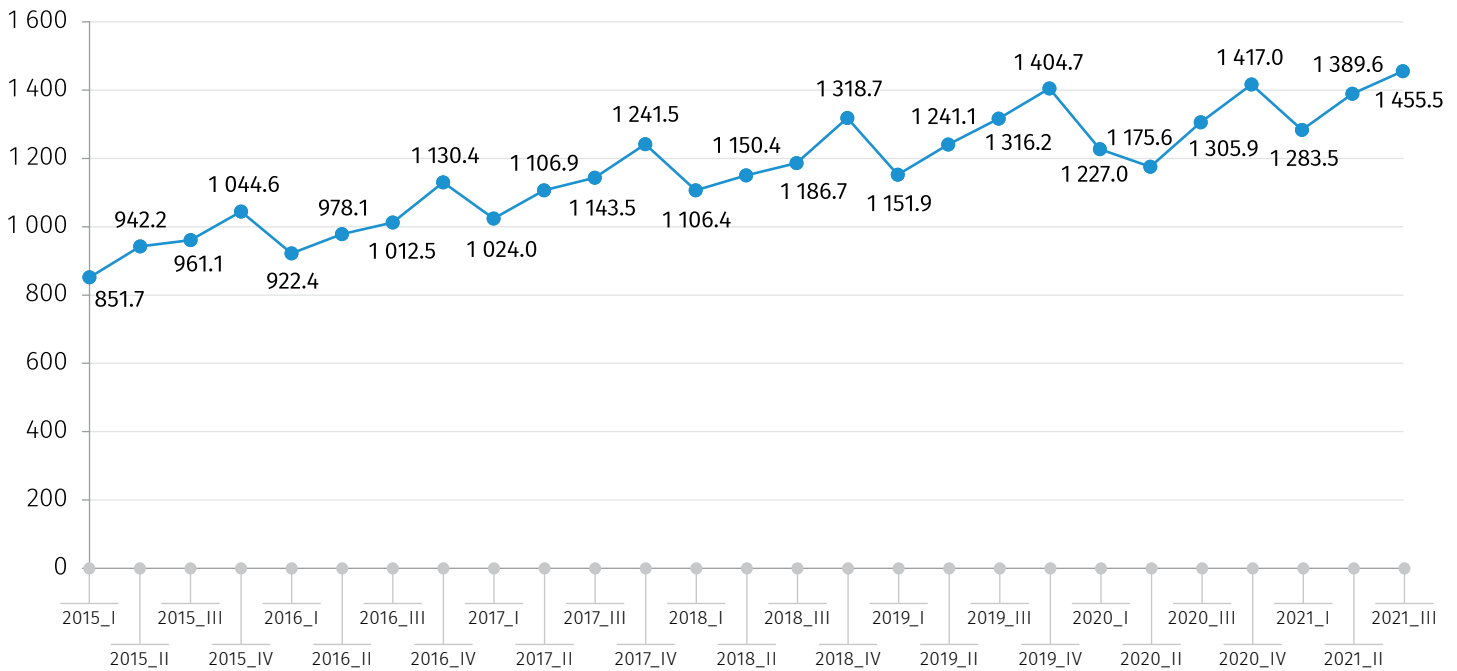
In the III quarter of 2021, the average monthly earnings of hired employees in the business sector increased by 149.7 Gel (11.5%) and equaled to 1 455.5 Gel. According to the economic activity the highest monthly earnings were observed in Arts, entertainment and recreation (2 336.2 Gel, increased by 60.4 percent compared to the corresponding period of the previous year) and Professional, scientific and technical activities (2 265.0 Gel, increased by 3.5 percent).

The chart below presents the distribution of the average monthly earnings of employees in the business sector in 2015-2021, by quarters.

16.12.2021

CHART №4

**AVERAGE MONTHLY EARNINGS OF EMPLOYEES IN BUSINESS SECTOR
(GEL)**



In the III quarter of 2021, compared to the same quarter of the previous year, the average monthly earnings of hired employees in the non-business and financial sector increased by 89.1 (7.9%) Gel and amounted to 1 219.9 Gel. According to the economic activity the highest monthly earnings were observed in the Financial and insurance activities.

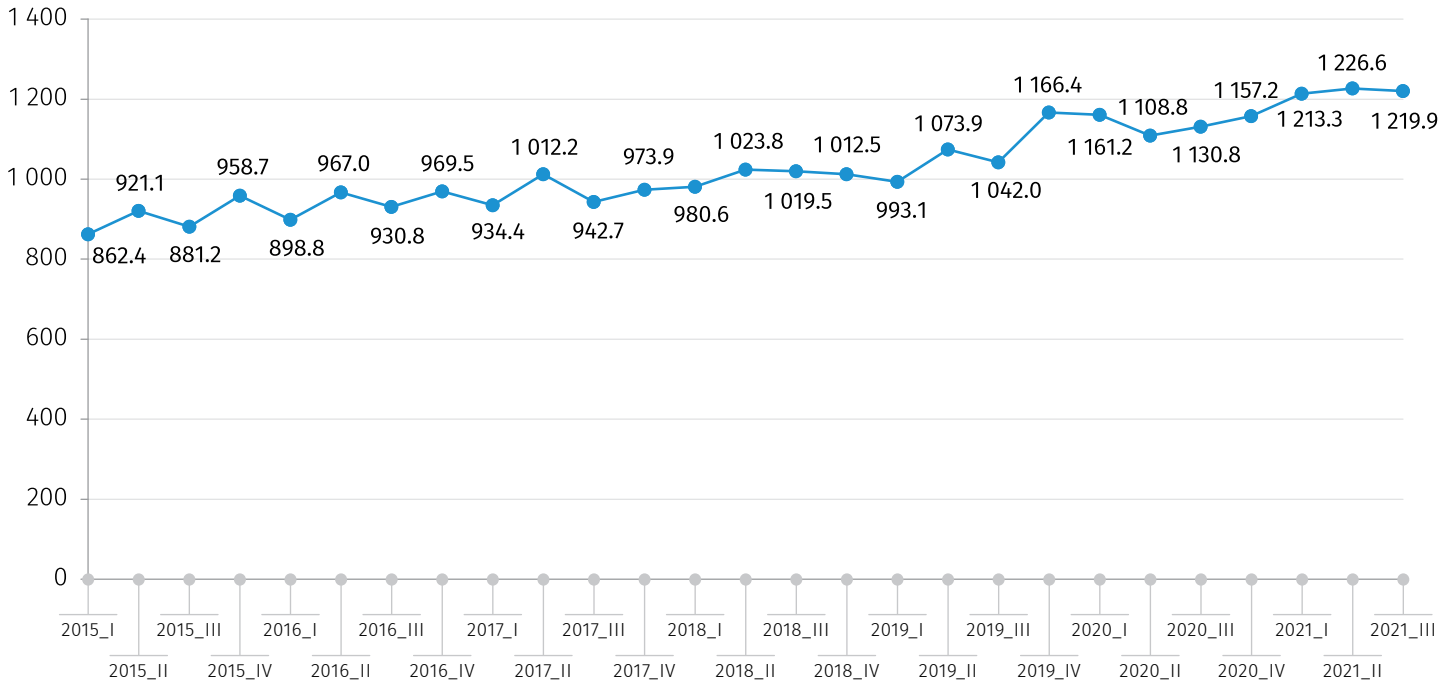
The chart below presents the distribution of the average monthly earnings of employees in the non-business and financial Sector in 2015-2021, by quarters.

NATIONAL STATISTICS OFFICE OF GEORGIA

16.12.2021

CHART №5

AVERAGE MONTHLY EARNINGS OF EMPLOYEES IN NON-BUSINESS AND FINANCIAL SECTOR (GEL)



16.12.2021

NOTES

Classification of the economic activities used in the release is based on the European standard NACE rev.2

Definition of Sections

A	Agriculture, forestry and fishing
B	Mining and quarrying
C	Manufacturing
D	Electricity, gas, steam and air conditioning supply
E	Water supply, sewerage, waste management and remediation activities
F	Construction
G	Wholesale and retail trade; repair of motor vehicles and motorcycles
H	Transportation and storage
I	Accommodation and food service activities
J	Information and communication
K	Financial and insurance activities
L	Real estate activities
M	Professional, scientific and technical activities
N	Administrative and support service activities
O	Public administration and defense; compulsory social security
P	Education
Q	Human health and social work activities
R	Arts, entertainment and recreation
S	Other service activities

CONTACT PERSONS:

Vasil Tsakadze, Tel.: (+995 32) 236 72 10 (600). E-mail: vtsakadze@geostat.ge

Mariam Kavelashvili. Tel.: (+995 32) 236 72 10 (020). E-mail: mkavelashvili@geostat.ge