

NATIONAL STATISTICS OFFICE OF GEORGIA

20.12.2021

ANNEX №1

GEORGIAN EXTERNAL TRADE BY COUNTRIES IN JANUARY-NOVEMBER 2021* (THSD. US DOLLARS)

	EXPORTS (FOB)	IMPORTS (CIF)	BALANCE
EXTERNAL TRADE – TOTAL	3 822 879.6	8 999 319.2	-5 176 439.6
Of which:			
EU COUNTRIES	642 992.4	2 069 574.8	-1 426 582.4
Austria	1 393.1	55 838.5	-54 445.4
Belgium	21 303.1	82 177.8	-60 874.8
Bulgaria	243 357.7	167 108.8	76 249.0
Croatia	527.7	6 374.3	-5 846.6
Cyprus	223.4	2 918.0	-2 694.6
Czech Republic	9 252.9	87 257.0	-78 004.1
Denmark	1 946.5	17 974.1	-16 027.6
Estonia	3 387.8	7 078.7	-3 690.9
Finland	975.0	16 272.7	-15 297.7
France	32 239.8	177 917.0	-145 677.2
Germany	58 841.2	434 806.4	-375 965.1
Greece	7 305.0	45 241.8	-37 936.9
Hungary	1 228.0	46 670.7	-45 442.7
Ireland	1 794.7	11 153.9	-9 359.2
Italy	47 074.9	226 378.2	-179 303.3
Latvia	9 690.5	30 023.7	-20 333.2
Lithuania (Lietuva)	46 546.8	36 677.5	9 869.2
Luxembourg	8.9	1 871.2	-1 862.3
Malta	125.9	8 588.3	-8 462.5
Netherlands	26 233.3	136 564.8	-110 331.5
Poland	31 187.8	153 785.8	-122 598.1
Portugal	670.5	10 359.5	-9 689.0
Romania	29 946.5	154 130.7	-124 184.2
Slovakia	437.7	10 723.3	-10 285.6
Slovenia	339.4	24 048.0	-23 708.6
Spain	66 032.1	101 504.6	-35 472.5
Sweden	922.3	16 129.3	-15 207.0
CIS COUNTRIES	1 823 996.9	2 518 217.3	-694 220.4
Armenia	226 380.9	385 313.8	-158 932.9
Azerbaijan	488 292.6	509 000.7	-20 708.1
Belarus	53 951.1	48 045.2	5 905.9
Kazakhstan	84 565.2	17 994.8	66 570.4
Kyrgyzstan	26 156.4	1 958.2	24 198.2

NATIONAL STATISTICS OFFICE OF GEORGIA

20.12.2021

	EXPORTS (FOB)	IMPORTS (CIF)	BALANCE
Moldova	17 936.4	12 841.0	5 095.4
Russia	549 134.2	926 162.9	-377 028.7
Tajikistan	10 944.3	35.0	10 909.4
Turkmenistan	10 369.0	188 628.3	-178 259.4
Ukraine	277 979.1	401 953.8	-123 974.6
Uzbekistan	78 287.6	26 283.5	52 004.1
OTHER COUNTRIES	1 355 890.2	4 411 527.1	-3 055 636.9
Afghanistan	441.2	89.9	351.3
Albania	584.5	4 967.6	-4 383.1
Algeria	1 024.8	59.3	965.6
Angola	0.0	-	0.0
Argentina	1 925.1	6 644.6	-4 719.5
Australia	1 321.2	1 206.2	114.9
Bahamas	-	3.6	-3.6
Bahrain	43.7	44.7	-1.0
Bangladesh	309.6	2 208.3	-1 898.7
Belize	-	121.4	-121.4
Benin	0.6	-	0.6
Bhutan	31.1	-	31.1
Bolivia	69.8	-	69.8
Bosnia and Herzegovina	-	252.1	-252.1
Brazil	7 036.9	133 632.9	-126 595.9
Burkina Faso	1 540.4	-	1 540.4
Cameroon	-	254.7	-254.7
Canada	15 371.3	20 193.1	-4 821.8
Chad	7.5	140.0	-132.5
Chile	5 688.6	113 743.8	-108 055.2
China	569 107.4	790 367.4	-221 260.0
Colombia	5 073.9	80.0	4 993.9
Costa Rica	17.0	135.5	-118.6
Cote d'Ivoire	99.9	-	99.9
Cuba	24.3	132.0	-107.7
Ecuador	676.8	16 879.2	-16 202.4
Egypt	1 198.3	7 940.3	-6 742.1
Ethiopia	20.1	0.4	19.7
Faroe Islands	-	300.4	-300.4
French Southern Territories	-	393.8	-393.8
French Polynesia	-	23.8	-23.8
Gabon	-	5 138.1	-5 138.1
Ghana	354.1	70.9	283.2

NATIONAL STATISTICS OFFICE OF GEORGIA

20.12.2021

	EXPORTS (FOB)	IMPORTS (CIF)	BALANCE
Honduras	86.9	-	86.9
Hong Kong SAR of China	4 130.1	146 259.9	-142 129.8
Iceland	1.4	2 161.4	-2 159.9
India	2 850.6	62 336.5	-59 485.8
Indonesia	5.4	143 875.2	-143 869.8
Iran	22 580.4	127 402.3	-104 821.9
Iraq	14 831.5	2 779.7	12 051.8
Israel	18 614.3	9 196.1	9 418.2
Japan	17 929.2	170 143.5	-152 214.3
Jordan	1 149.3	271.0	878.3
Kenya	911.1	459.3	451.8
Korea Republic of	7 571.1	64 825.4	-57 254.3
Kuwait	2 065.7	59.8	2 005.9
Lao	-	15.2	-15.2
Lebanon	1 147.6	1 686.3	-538.8
Liberia	76.0	-	76.0
Libya	2 815.6	-	2 815.6
Liechtenstein	-	280.9	-280.9
Macau	10.9	-	10.9
Macedonia (FYR)	90.2	1 480.9	-1 390.6
Malawi	-	716.7	-716.7
Malaysia	560.5	14 306.5	-13 746.0
Mali	596.7	-	596.7
Marshall Islands	455.0	-	455.0
Mauritania	16.4	-	16.4
Mexico	1 122.2	5 212.7	-4 090.5
Monaco	3.4	14.3	-10.9
Mongolia	2 155.2	-	2 155.2
Montenegro	124.0	501.9	-377.9
Morocco	3 358.7	147.0	3 211.7
Mozambique	18.5	-	18.5
Nepal	-	8.9	-8.9
New Zealand	35.1	2 048.2	-2 013.1
Nicaragua	8.0	-	8.0
Niger	3.7	0.7	2.9
Nigeria	244.4	41.0	203.4
Norway	470.9	7 689.1	-7 218.2
Oman	176.4	1 589.1	-1 412.7
Pakistan	60.2	3 153.3	-3 093.1
Panama	35.9	4.6	31.3





NATIONAL STATISTICS OFFICE OF GEORGIA

20.12.2021

	EXPORTS (FOB)	IMPORTS (CIF)	BALANCE
Paraguay	216.0	6 291.9	-6 075.8
Peru	13 623.3	450.1	13 173.2
Philippines	1 835.6	242.1	1 593.5
Puerto Rico	50.3	-	50.3
Qatar	1 365.4	1 458.5	-93.1
Rwanda	0.1	-	0.1
San Marino	-	367.5	-367.5
Saudi Arabia	27 158.3	564.8	26 593.5
Senegal	44.6	-	44.6
Serbia	388.3	31 987.4	-31 599.2
Seychelles	-	292.3	-292.3
Singapore	14 165.8	24 922.8	-10 757.0
Somalia	60.9	-	60.9
South Africa	294.6	8 716.0	-8 421.3
Sri Lanka	0.9	1 867.7	-1 866.8
State of Palestine	7.6	-	7.6
Sudan	350.9	14.8	336.2
Switzerland	72 091.0	72 655.3	-564.3
Syrian	786.6	166.2	620.4
Taiwan Province of China	3 061.4	10 717.3	-7 655.9
Tanzania	3 923.0	0.5	3 922.5
Thailand	376.7	12 791.6	-12 414.9
Tunisia	7 169.2	531.1	6 638.1
Turkey	291 606.2	1 605 070.1	-1 313 463.9
Uganda	-	127.2	-127.2
United Arab Emirates	18 117.2	116 291.5	-98 174.3
United Kingdom	23 079.0	75 362.0	-52 283.0
United States	154 870.4	553 348.3	-398 477.9
Uruguay	1 560.0	3 419.5	-1 859.6
Venezuela	149.8	-	149.8
Viet Nam	870.6	8 458.7	-7 588.1
Virgin Islands British	-	1 720.8	-1 720.8
Yemen	2.5	-	2.5
Zimbabwe	383.3	-	383.3

*Preliminary data.

20.12.2021

- Sources:**
-  LEPL Revenue Service of Ministry of Finance of Georgia;
 -  Georgian State Electrosystem JSC;
 -  Electrosystem Commercial Operator JSC;
 -  Georgian Gas Transportation Company LTD.

Explanation of symbols:

- Not applicable;
- 0.0 Negligible magnitude;
- * Data are preliminary and subject to revisions;
- ... Data are confidential

Notice:

1. The discrepancy between the totals and the sum in some cases can be explained by using rounded data;
2. Information does not cover the data of Simplified Customs Declarations (Form #4);
3. Information does not cover non-organized trade also occupied territories of Abkhazian Autonomous Republic and Tskhinvali region;
4. According to the international methodology there are some differences in coverage of trade flows between external merchandise trade statistics and customs statistics. Diplomatic temporary transit and analogous goods are excluded from the database of external merchandise trade statistics.

**THE PRELIMINARY DATA WILL BE REVISED ACCORDING TO THE GEOSTAT'S REVISION POLICY
(BASED ON THE REGULAR REVISION PRINCIPLE) AS A RESULT OF ADJUSTING
DATA BY RESPONDENTS/ADMINISTRATIVE SOURCES.**

CONTACT PERSONS:

Maka Kalandarishvili Tel.: (+995 32) 236 72 10 (300)

E-mail: mkalandarishvili@geostat.ge

Mariam Kavelashvili Tel.: (+995 32) 236 72 10 (020)

E-mail: mkavelashvili@geostat.ge