



National Statistics Office of Georgia

**PRODUCER PRICE INDEX FOR INDUSTRIAL
PRODUCTS IN GEORGIA**

2021
NOVEMBER



20.12.2021

www.geostat.ge

20.12.2021

PRODUCER PRICE INDEX FOR INDUSTRIAL PRODUCTS IN GEORGIA

NOVEMBER 2021

In November 2021 the Producer Price Index for Industrial Products increased by 1.9 percent compared to the previous month, while compared to November 2020 the index growth amounted to 17.2 percent.

The prices for **products from mining and quarrying** increased by 0.3 percent **compared to October 2021**, resulting in a 0.02 percentage point contribution to the overall monthly PPI change. In the same period the prices for **manufactured products** increased by 2.7 percent, contributing 2.21 percentage points to the monthly index change. Within the group a noteworthy price increase was registered for chemicals and chemical products (39.2 percent). Besides, the prices decreased for **electricity, gas, steam and air conditioning** by 2.8 percent, contributing -0.3 percentage points to the monthly index change.

The annual PPI rate was mainly affected by price changes for the following products:

- **Products from mining and quarrying:** the prices were 1.3 percent lower, contributing -0.14 percentage points to the overall annual index change. Within the group the prices were lower for the subgroup of metal ores (-11.1 percent);
- **Manufactured products:** the prices increased by 20.7 percent, contributing 16.32 percentage points to the overall annual index growth. There was a notable increase in the prices for the following subgroups: food products (16.2 percent), chemicals and chemical products (80.7 percent) and basic metals (62.6 percent);
- **Electricity, gas, steam and air conditioning:** the annual price increase amounted to 7.0 percent, which contributed 0.84 percentage points to the annual index growth;
- **Water supply, sewerage, waste management and remediation services:** the annual price increase amounted to 6.1 percent, which contributed 0.18 percentage points to the annual index growth.

NATIONAL STATISTICS OFFICE OF GEORGIA

20.12.2021

The following table presents the Producer Price Index (compared to the previous month and the corresponding month of the previous year) and the relevant contributions of the products to the changes in the overall index:

PRODUCER PRICE INDEX FOR INDUSTRIAL PRODUCTS IN GEORGIA NOVEMBER 2021

CODE	GROUPS	OVER OCTOBER 2021	CONTRIBUTIONS* TO MONTHLY CHANGES	OVER NOVEMBER 2020	CONTRIBUTIONS* TO MONTHLY CHANGES
	TOTAL	101.9	1.92	117.2	17.20
B	Mining and quarrying	100.3	0.02	98.7	-0.14
05	Coal and lignite	100.0	0.00	100.0	0.00
06	Crude petroleum and natural gas	106.1	0.02	213.0	0.23
07	Metal ores	99.5	-0.02	88.9	-0.60
08	Other mining and quarrying products	100.9	0.01	115.8	0.23
C	Manufactured products	102.7	2.21	120.7	16.32
10	Food products	102.1	0.36	116.2	3.15
11	Beverages	99.8	-0.03	100.3	0.09
12	Tobacco products	100.0	0.00	100.0	0.00
13	Textiles	99.2	0.00	118.5	0.06
14	Wearing apparel	99.7	0.00	99.5	-0.01
15	Leather and related products	101.3	0.00	106.3	0.01
16	Wood and of products of wood and cork, except furniture; articles of straw and plaiting materials	101.0	0.01	130.1	0.26
17	Paper and paper products	103.5	0.04	121.2	0.21
18	Printing and recording services	102.9	0.03	101.0	0.01
19	Coke and refined petroleum products	100.1	0.00	189.9	0.29
20	Chemicals and chemical products	139.2	1.63	180.7	2.97
21	Basic pharmaceutical products and pharmaceutical preparations	100.6	0.01	94.4	-0.11
22	Rubber and plastic products	102.0	0.06	118.8	0.57
23	Other non-metallic mineral products	100.4	0.03	107.6	0.75
24	Basic metals	100.3	0.05	162.6	6.85

* Individual contributions may not sum up to the total changes in the index due to rounding.

NATIONAL STATISTICS OFFICE OF GEORGIA

20.12.2021

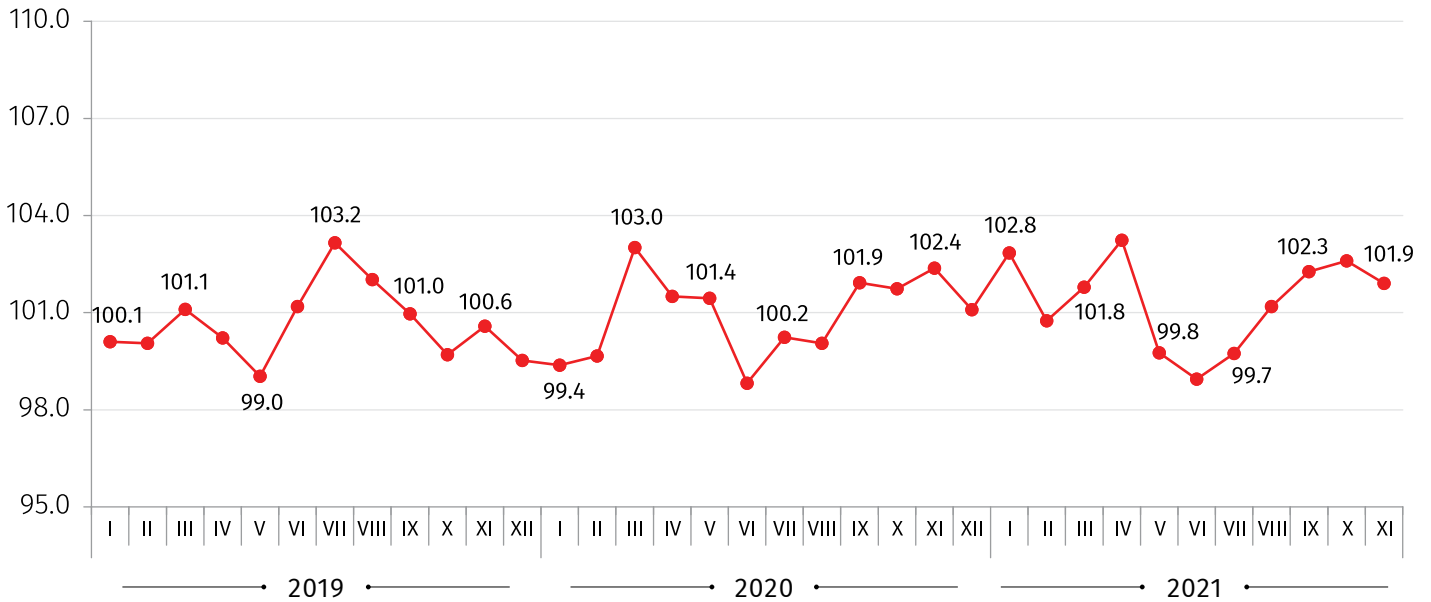
CODE	GROUPS	OVER OCTOBER 2021	CONTRIBUTIONS* TO MONTHLY CHANGES	OVER NOVEMBER 2020	CONTRIBUTIONS* TO MONTHLY CHANGES
25	Fabricated metal products, except machinery and equipment	100.4	0.01	140.1	0.89
27	Electrical equipment	100.0	0.00	120.5	0.13
28	Machinery and equipment n.e.c.	104.4	0.01	125.3	0.04
30	Other transport equipment	98.3	-0.01	76.6	-0.11
31	Furniture	101.4	0.02	115.7	0.21
32	Other manufactured goods	100.0	0.00	102.4	0.01
33	Repair and installation services of machinery and equipment	100.0	0.00	105.2	0.06
D	Electricity, gas, steam and air conditioning	97.2	-0.30	107.0	0.84
35	Electricity, gas, steam and air conditioning	97.2	-0.30	107.0	0.84
E	Water supply, sewerage, waste management and remediation services	100.0	0.00	106.1	0.18
36	Natural water; water treatment and supply services	100.0	0.00	108.5	0.19
38	Waste collection, treatment and disposal services; materials recovery services	100.0	0.00	99.6	-0.01

* Individual contributions may not sum up to the total changes in the index due to rounding.

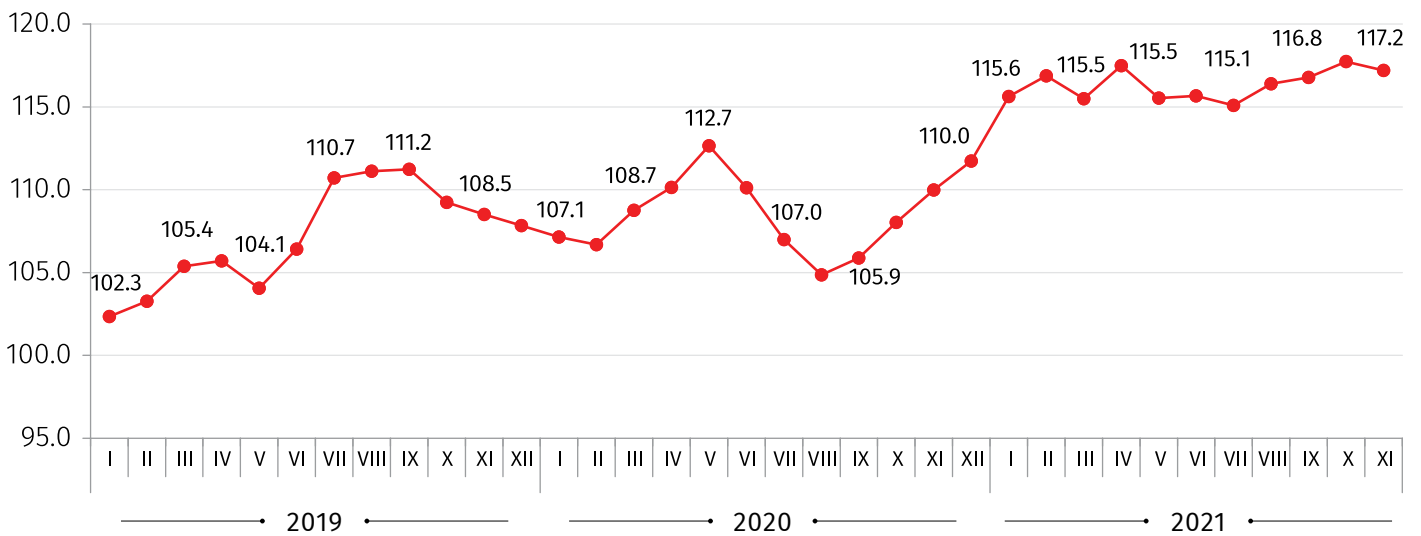
NATIONAL STATISTICS OFFICE OF GEORGIA

20.12.2021

PRODUCER PRICE INDEX FOR INDUSTRIAL PRODUCTS (PREVIOUS MONTH=100)



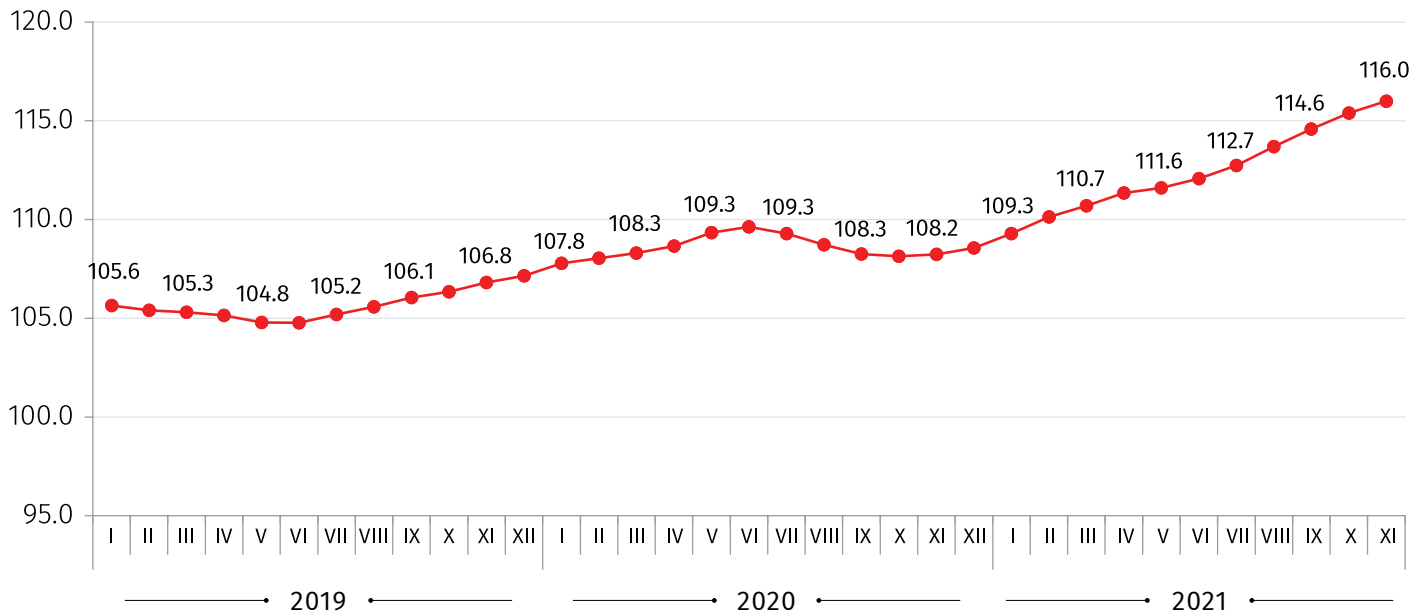
PRODUCER PRICE INDEX FOR INDUSTRIAL PRODUCTS (THE SAME MONTH OF THE PREVIOUS YEAR =100)



NATIONAL STATISTICS OFFICE OF GEORGIA

20.12.2021

PRODUCER PRICE INDEX FOR INDUSTRIAL PRODUCTS (12 MONTH AVERAGE OVER THE PREVIOUS 12 MONTH AVERAGE)



CONTACT PERSON:

Giorgi Tetrauli

Tel: (+995 32) 236 72 10 (400).

E-mail: gtetrauli@geostat.ge