



National Statistics Office of Georgia

INFLATION RATE IN GEORGIA

2021

DECEMBER



03.01.2022

www.geostat.ge

NATIONAL STATISTICS OFFICE OF GEORGIA

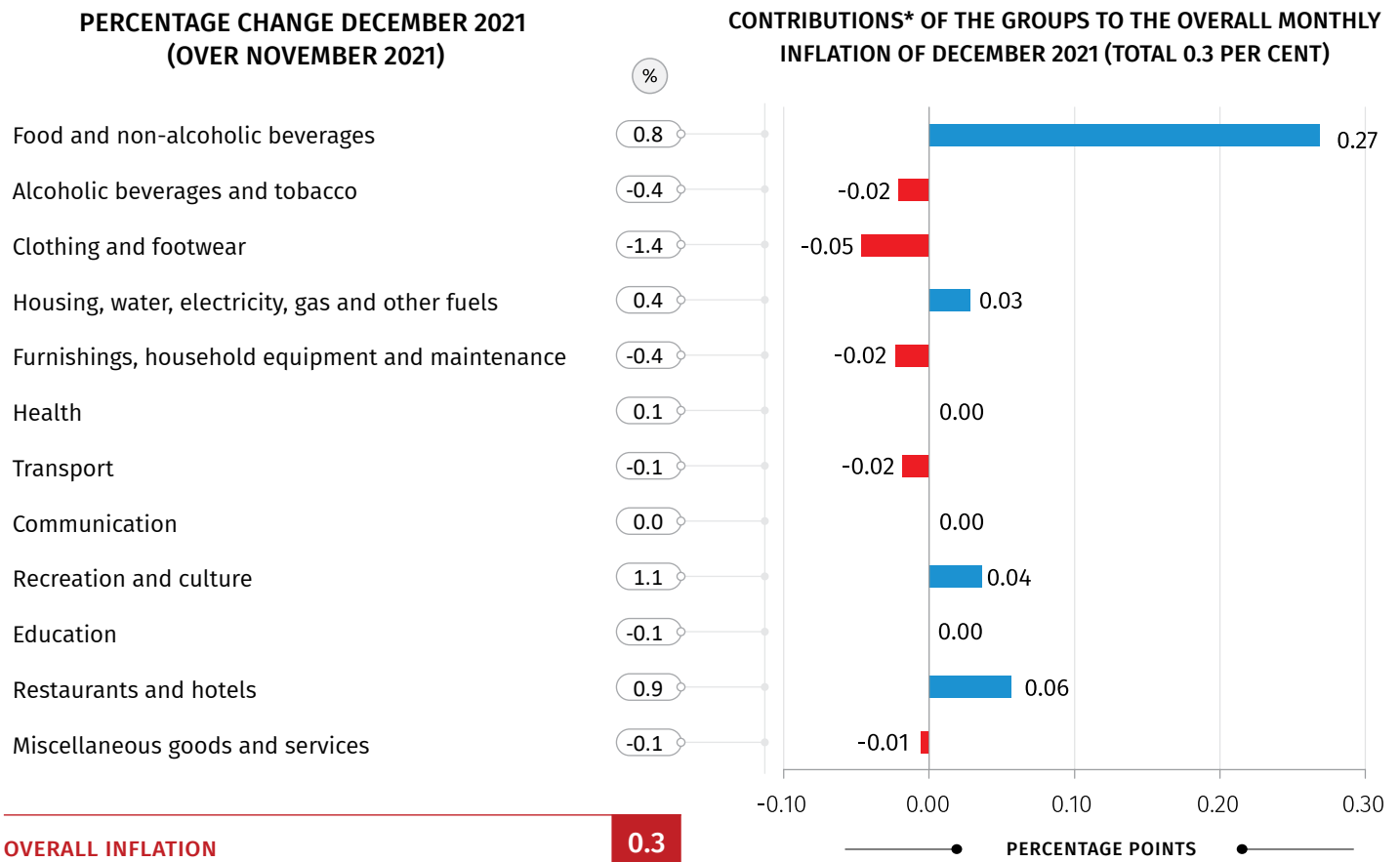
03.01.2022

INFLATION RATE IN GEORGIA, DECEMBER 2021

In December 2021 the Consumer Price Index increased by 0.3 percent compared to the previous month, while the annual inflation rate amounted to 13.9 percent.

With regard to the annual core inflation¹, the prices increased by 5.9 percent, while the annual core inflation without tobacco² amounted to 6.0 percent.

The following table shows percentage changes in prices for the commodity groups of the consumer basket as well as the relevant contributions to the overall monthly inflation rate.



¹ Core inflation is calculated by excluding the following groups of goods and services from the consumer basket: food and non-alcoholic beverages, energy, regulated tariffs, transport (specific tariffs).

² Core Inflation without tobacco is calculated by excluding the following groups of goods and services from the consumer basket: food and non-alcoholic beverages, tobacco; energy, regulated tariffs, transport (specific tariffs).

03.01.2022

The monthly inflation rate was mainly influenced by price changes for the following groups:

Food and non-alcoholic beverages: the prices for the group increased by 0.8 percent, contributing 0.27 percentage points to the overall monthly index change. The prices were higher for the following subgroups: fish (2.3 percent), sugar, jam, honey, chocolate and confectionery (2.0 percent), milk, cheese and eggs (1.9 percent), vegetables (1.8 percent), oils and fats (0.9 percent). Along with this, the prices decreased for fruit and grapes (-0.7 percent);

Restaurants and hotels: the prices for the group posted a 0.9 percent increase, with the relevant contribution of 0.06 percentage points to the monthly inflation rate. Within the group the prices were higher for catering services (1.2 percent);

Clothing and footwear: the prices for the group decreased for a 1.4 percent, with the relevant contribution of -0.05 percentage points to the monthly inflation rate. Within the group, the prices were lower for both footwear (-2.4 percent) and clothing (-0.7 percent).

The following table shows percentage changes in prices for the commodity groups of the consumer basket, as well as the relevant contributions to the overall annual inflation rate in December 2021.

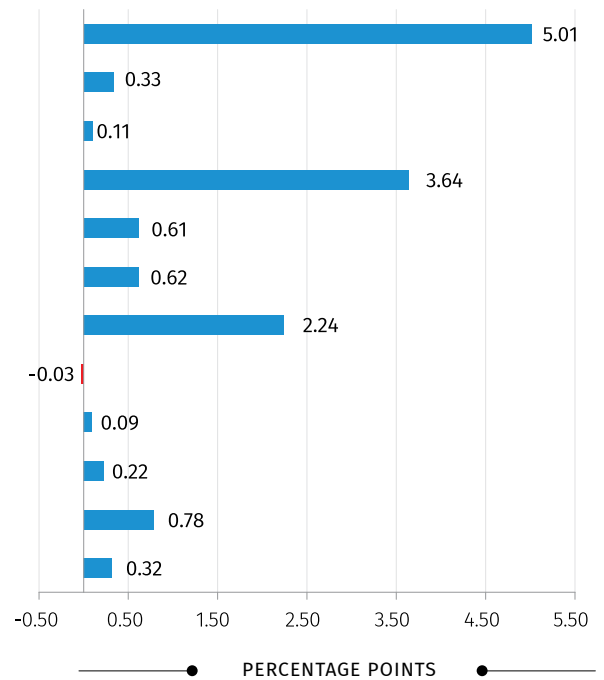
NATIONAL STATISTICS OFFICE OF GEORGIA

03.01.2022

PERCENTAGE CHANGE DECEMBER 2021 (OVER DECEMBER 2020)



CONTRIBUTIONS* OF THE GROUPS TO THE OVERALL ANNUAL INFLATION OF DECEMBER 2021 (TOTAL 13.9 PER CENT)



OVERALL INFLATION

13.9

* Individual contributions may not sum up to the total due to rounding.

The annual inflation rate was mainly influenced by price changes for the following groups:

Food and non-alcoholic beverages: the prices in the group increased by 15.6 percent, contributing 5.01 percentage points to the overall annual inflation rate. Within the group the prices increased for the following subgroups: oils and fats (24.5 percent), vegetables (20.7 percent), bread and cereals (20.2 percent), sugar, jam, honey, chocolate and confectionery (19.8 percent), fish (16.5 percent), milk, cheese and eggs (15.3 percent), mineral waters, soft drinks, fruit and vegetable juices (13.5 percent), fruit and grapes (10.5 percent), meat (10.2 percent), coffee, tea and cocoa (6.1 percent);

Transport: the prices increased by 17.3 percent, contributing 2.24 percentage points to the annual inflation rate. Within the group the prices increased for operation of personal transport equipment (24.9 percent);

Housing, water, electricity, gas and other fuels: the prices for the group posted a 43.5 percent increase, which contributed 3.64 percentage points to the annual inflation rate³. The prices were

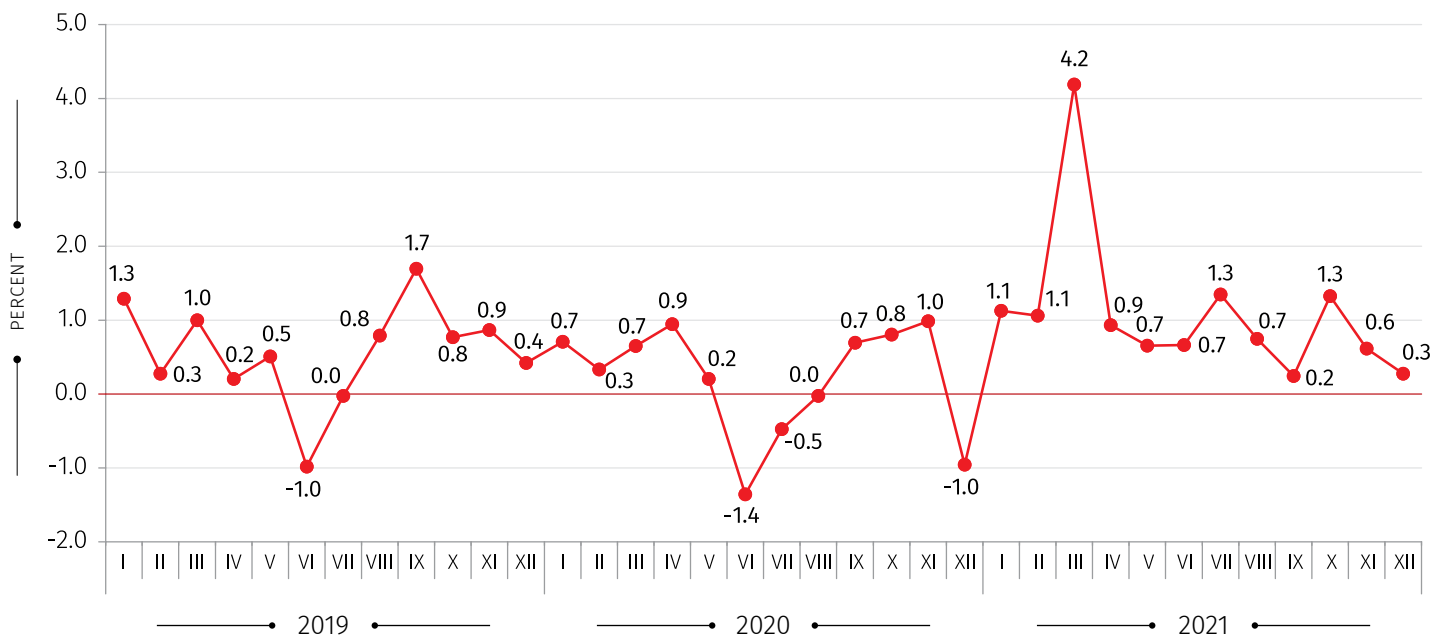
³ Utility tariffs in December 2021 are compared to subsidized tariffs in December 2020, which results in a relatively high growth rate.

NATIONAL STATISTICS OFFICE OF GEORGIA

03.01.2022

higher for the following subgroups: water supply and miscellaneous services relating to the dwelling (64.7 percent), electricity, gas and other fuels (64.4 percent), maintenance and repair of the dwelling (8.0 percent). In the same period prices were lower for actual rentals for housing (-3.1 percent).

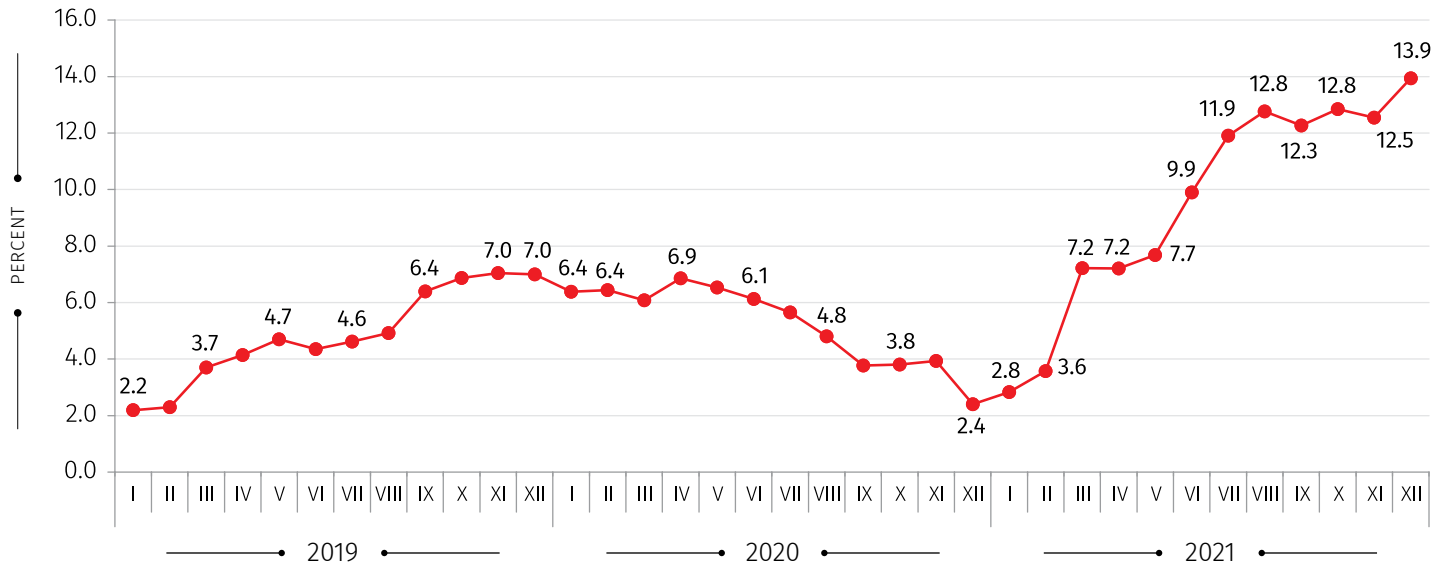
MONTHLY INFLATION



NATIONAL STATISTICS OFFICE OF GEORGIA

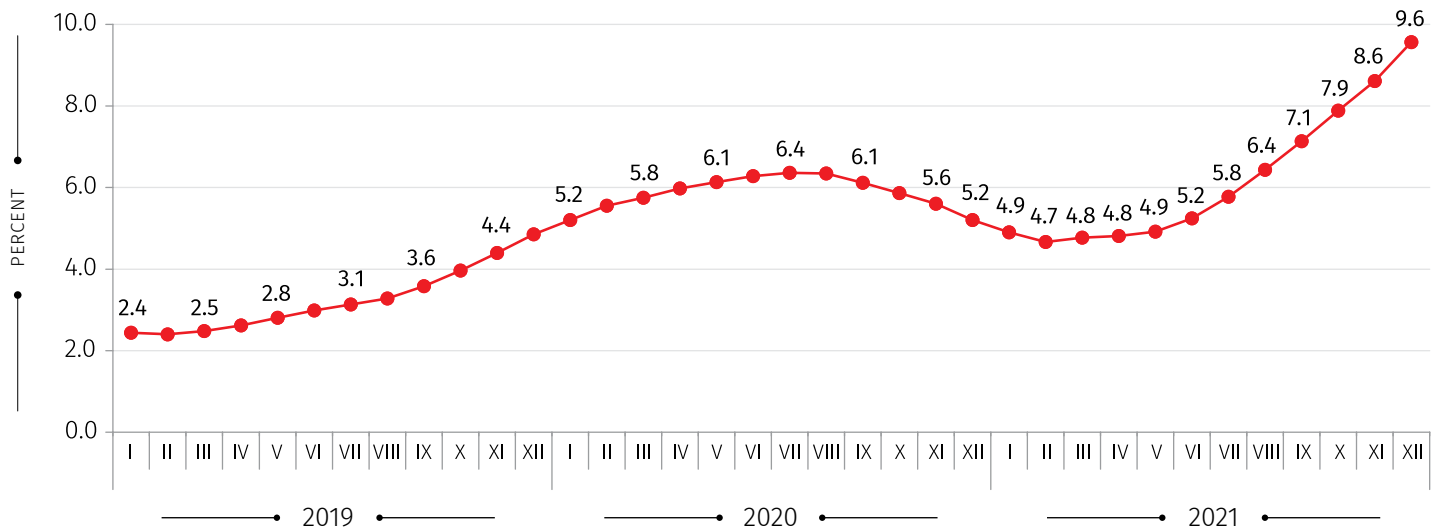
03.01.2022

ANNUAL INFLATION RATE IN GEORGIA (YEAR-ON-YEAR CHANGE)



AVERAGE INFLATION RATE

(12 MONTH AVERAGE OVER THE PREVIOUS 12 MONTH AVERAGE, PERCENTAGE CHANGE)



CONTACT PERSON:

Giorgi Tetrauli

Tel.: (+995 32) 236 72 10 (400)

E-mail: gtetrauli@geostat.ge