



National Statistics Office of Georgia

**SURVEY RESULTS FOR LIVESTOCK
SLAUGHTERHOUSES, GRAIN STORAGE
ELEVATORS AND COLD STORAGE FACILITIES
2021
IV QUARTER**



16.02.2022

www.geostat.ge



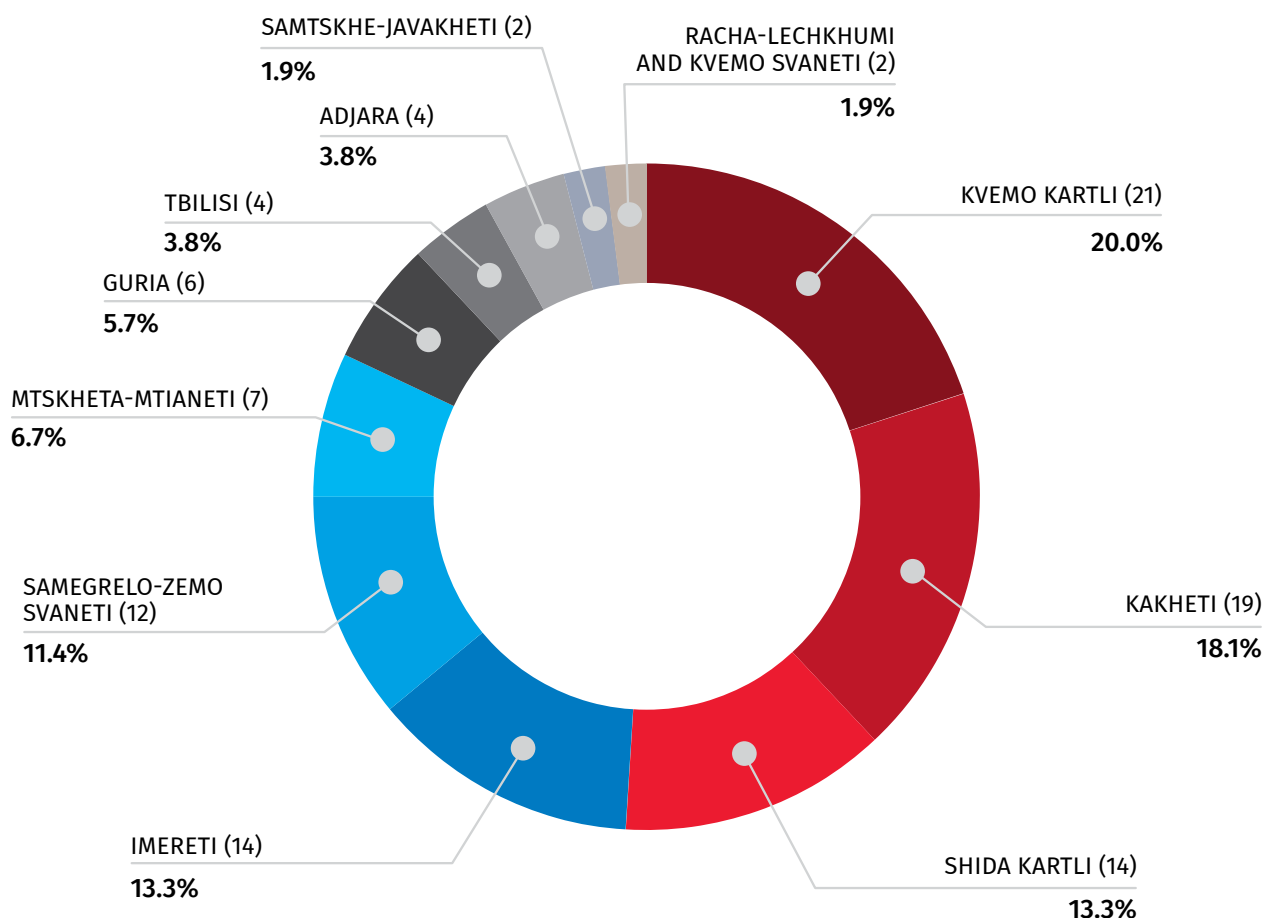
16.02.2022

**SURVEY RESULTS FOR LIVESTOCK SLAUGHTERHOUSES,
ELEVATORS AND COLD STORAGE FACILITIES
(IV QUARTER, 2021)**

SLAUGHTERHOUSES

The total number of active livestock and poultry slaughterhouses in Georgia in the IV quarter of 2021 were 105, of which 20.0 percent were located in Kvemo Kartli region, 18.1 percent in Kakheti region, 13.3 percent in Shida Kartli region, 13.3 percent in Shida Kartli region, 11.4 percent in Samegrelo-Zemo Svaneti region and remained 23.8 percent in other regions:

**ACTIVE LIVESTOCK AND POULTRY SLAUGHTERHOUSES IN GEORGIA BY REGIONS,
IV QUARTER, 2021**



16.02.2022

According to the survey, 101.9 thousand head of livestock were slaughtered in slaughterhouses in the IV quarter of 2021, of which 34.6 percent were cattle, 41.9 percent - pigs and 11.0 percent - sheep and goats. The share of other livestock (excluding poultry) slaughtered is 12.5 percent. In addition, the number of poultry slaughtered in slaughterhouses during the reporting period amounted to 3 217.4 thousand.

In total 11 908.4 tons of meat (i.e. slaughtered weight, including poultry meat) was produced by slaughterhouses during the IV quarter of 2021, of which 33.1 percent is beef, 41.0 percent – poultry, 24.3 percent – pork, 1.4 percent – sheep and goat meat, while the share of other meat is not significant.

The service was provided to 7.6 thousand persons, 39.8 percent of which were households. Average monthly number of persons employed in slaughterhouses equaled 971 persons.

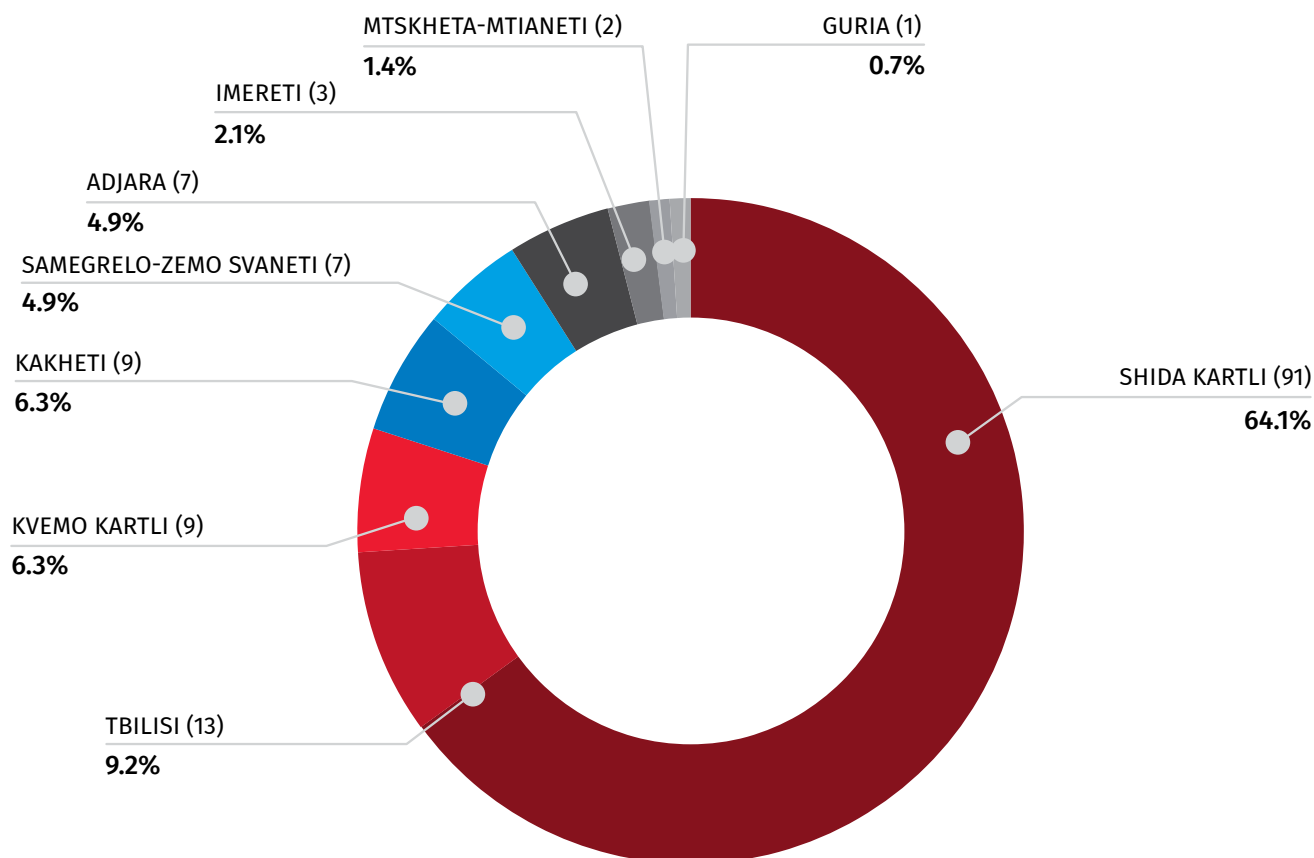
The average prices of the slaughter services were: 31.5 GEL per cattle, 15.1 GEL per sheep or goat and 27.7 GEL per pig.

16.02.2022

COLD STORAGE FACILITIES

In the IV quarter of 2021 the number of active cold storage facilities in Georgia was 142 and most of them were located in Shida Kartli region (64.1 percent). Active cold storage facilities were also located in Tbilisi (9.2 percent), Kvemo Kartli region (6.3 percent), Kakheti region (6.3 percent), Samegrelo-Zemo Svaneti region (4.9 percent), Adjara AR (4.9 percent), Imereti region (2.1 percent), Mtskheta-Mtianeti region (1.4 percent) and Guria region (0.7 percent):

**ACTIVE COLD STORAGE FACILITIES IN GEORGIA BY REGIONS,
IV QUARTER, 2021**

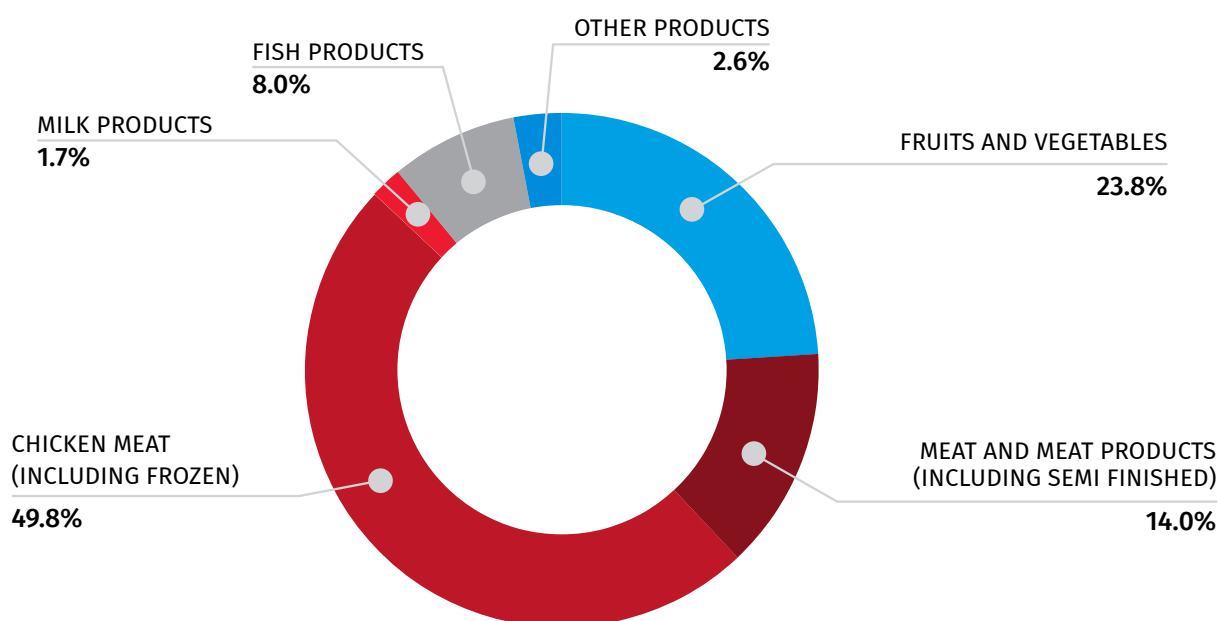


16.02.2022

In the IV quarter of 2021, the service was provided to 261 customers. The number of producers and resellers, from whom the products was purchased, amounted to 376 persons. Average monthly number of persons employed in cold storage facilities were 1 064.

In total 59.2 thousand tons of products were stored in cold storage facilities during the IV quarter of 2021, of which 49.8 percent was chicken meat (including frozen meat), 23.8 percent – fruit and vegetable, 14.0 percent – meat and meat products (including semi-finished products, excluded chicken meat), 8.0 percent – fish, while remaining products had a small share:

**PRODUCTS STORED IN COLD STORAGE FACILITIES,
IV QUARTER, 2021**



In the IV quarter of 2021, the share of own production in the total volume of products stored in cold storage facilities was 20.8 percent, while the share of products purchased for further realization was 17.1 percent and the share of products stored as services was 62.1 percent. The service fee at the same period amounted to 5.0 million GEL.

In the IV quarter of 2021, the total cost of products (11.8 thousand tones) sold by cold storage facilities amounted 64.5 million GEL, of which the share of imported products was 32.2 percent, share of own production was 46.3 percent and the share of products (local) purchased for resale

16.02.2022

was 21.5 percent. Herewith, 81.0 percent of own production sold by cold storage facilities was chicken meat. Significant share of imported products was Chicken meat (including frozen) (49.0 percent), meat and meat products (including semi-finished products) (28.9 percent) and fish (11.4 percent).

In the IV quarter of 2021, the value of products sold by cold storage facilities on the foreign market amounted to 3.5 million GEL, which consists 5.4 percent of the total value of products sold in the same period. Mostly fish products, chicken meat, fruits and vegetables were sold on the foreign markets.

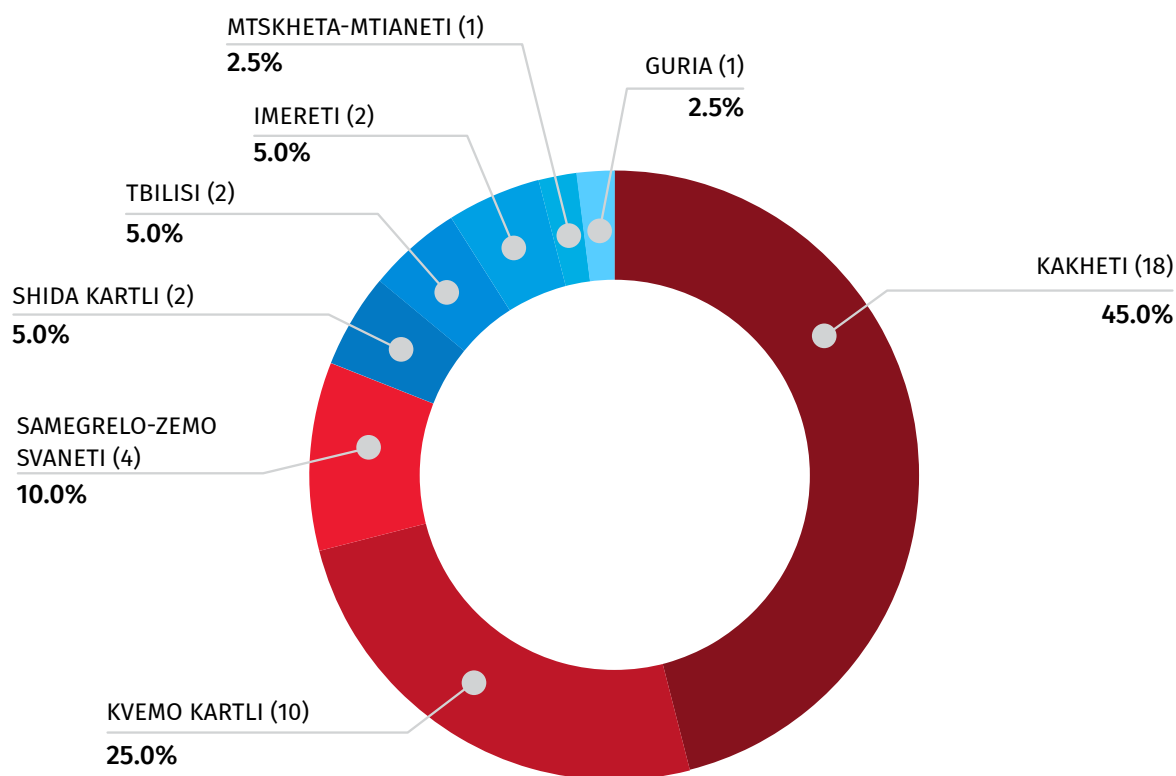
According to the survey results, the average daily load per storage (out of total storage capacity in percent) was 60.2 percent in October, 60.1 percent in November and 57.1 percent in December.

16.02.2022

ELEVATORS

The total number of active elevators in Georgia in the IV quarter of 2021 were 40 and most of them were located in Kakheti region (45.0 percent) while 25.0 percent of active elevators were located in Kvemo Kartli region, 10.0 percent in Samegrelo-Zemo Svaneti region, 5.0 percent in Shida Kartli, 5.0 percent in Tbilisi, 5.0 percent in Imereti, 2.5 percent in Mtskheta-Mtianeti and 2.5 percent in Guria region:

**ACTIVE ELEVATORS IN GEORGIA BY REGIONS,
IV QUARTER, 2021**



In the IV quarter of 2021, the service was provided to 5 customers. The number of producers and resellers, from whom the product were purchased, was 135 persons, while the average monthly number of persons employed in cold storage facilities equaled 700.

In total 106.9 thousand tons of products were stored in elevators during the IV quarter of 2021, 67.0 percent of which was wheat. The share of products purchased by the elevators for resale in the total amount of products stored in the elevators was 89.7 percent at the same period.

NATIONAL STATISTICS OFFICE OF GEORGIA

16.02.2022

Total amount of products sold by the elevators during the IV quarter of 2021 amounted 81.0 thousand tones (total cost – 99.8 million GEL), 57.7 percent of which was own production.

The biggest share among own production had wheat flour, which consist 81.7 percent of total own production sold by the elevators at the same period.

According to survey results, average daily load per storage (out of total capacity of storages in percent) amounted to 38.5 percent in October, 39.2 percent in November and 37.4 percent in December.

National Statistics Office of Georgia

CONTACT PERSONS:

Aleksandre Arabuli, Tel: 2 36 72 10 (200), E-mail: aarabuli@geostat.ge

Mariam Kavelashvili, Tel: 2 36 72 10 (020), E-mail: mkavelashvili@geostat.ge