



NATIONAL STATISTICS OFFICE OF GEORGIA

INFLATION RATE IN GEORGIA

FEBRUARY 2022



02.03.2022
www.geostat.ge

02.03.2022

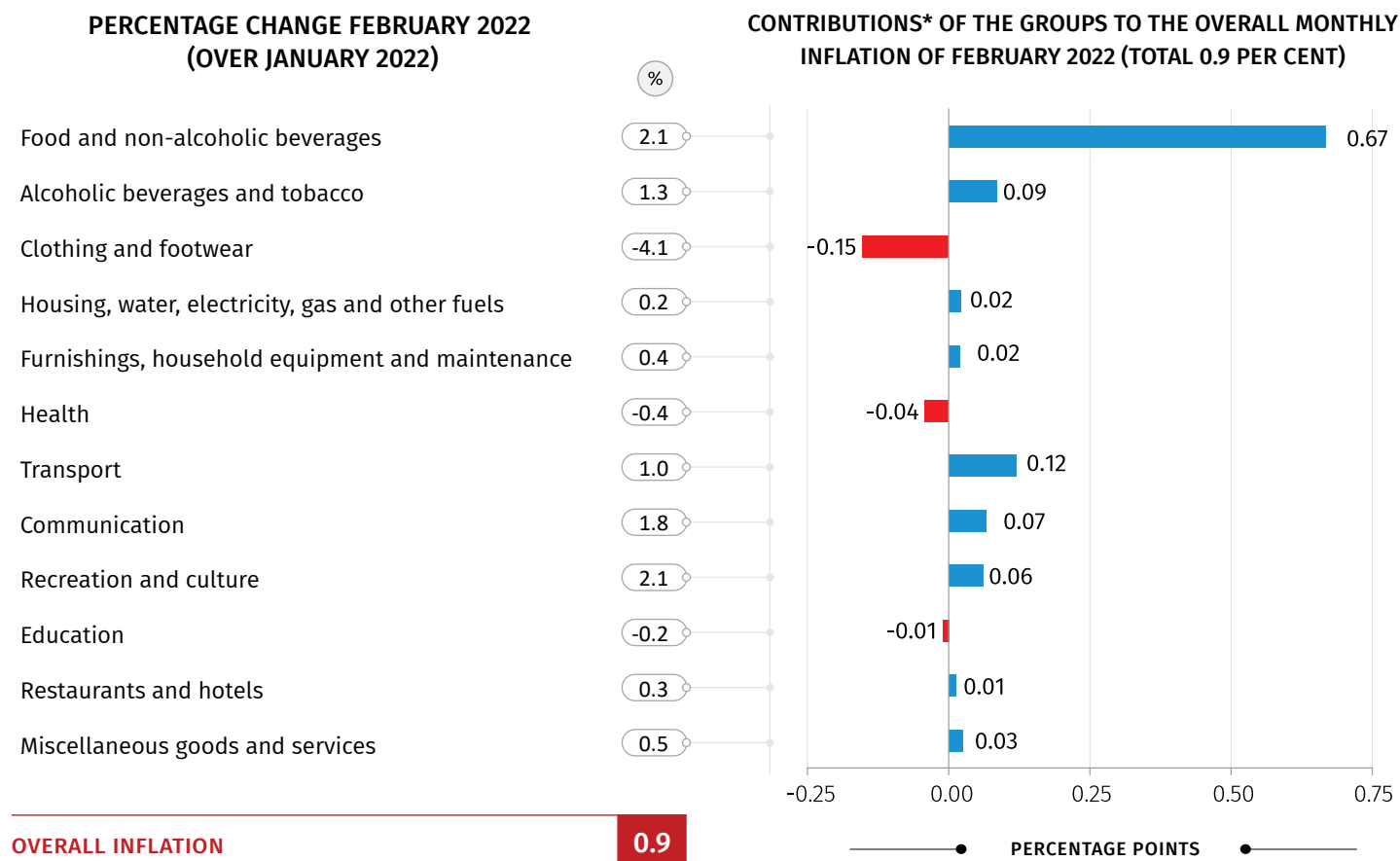
INFLATION RATE IN GEORGIA

FEBRUARY 2022

In February 2022 the Consumer Price Index increased by 0.9 percent compared to the previous month, while the annual inflation rate amounted to 13.7 percent.

With regard to the annual core inflation¹, the prices increased by 5.1 percent, while the annual core inflation without tobacco² also amounted to 5.1 percent.

The following table shows percentage changes in prices for the commodity groups of the consumer basket as well as the relevant contributions to the overall monthly inflation rate.



* Individual contributions may not sum up to the total due to rounding.

¹Core inflation is calculated by excluding the following groups of goods and services from the consumer basket: food and non-alcoholic beverages, energy, regulated tariffs, transport (specific tariffs).

²Core Inflation without tobacco is calculated by excluding the following groups of goods and services from the consumer basket: food and non-alcoholic beverages, tobacco; energy, regulated tariffs, transport (specific tariffs).

02.03.2022

The monthly inflation rate was mainly influenced by price changes for the following groups:

Food and non-alcoholic beverages: the prices for the group increased by 2.1 percent, contributing 0.67 percentage points to the overall monthly index change. The prices were higher for the following subgroups: vegetables (10.8 percent), mineral waters, soft drinks, fruit and vegetable juices (6.8 percent), sugar, jam, honey, chocolate and confectionery (3.1 percent), oils and fats (3.0 percent), coffee, tea and cocoa (2.7 percent), bread and cereals (1.7 percent), fish (1.4 percent). In the same period the prices were lower for milk, cheese and eggs (-2.7 percent);

Transport: the prices increased by 1.0 percent, contributing 0.12 percentage points to the monthly inflation rate. Within the group the prices mainly increased for transport services (3.8 percent);

Alcoholic beverages and tobacco: the prices were 1.3 percent higher, with the relevant contribution of 0.09 percentage points to the overall inflation rate. The prices increased for both alcoholic beverages (2.0 percent) and tobacco (0.5 percent);

Clothing and footwear: the prices for the group decreased by 4.1 percent, with the relevant contribution of -0.15 percentage points to the monthly inflation rate. Within the group, the prices were lower for both footwear (-7.4 percent) and clothing (-2.6 percent).

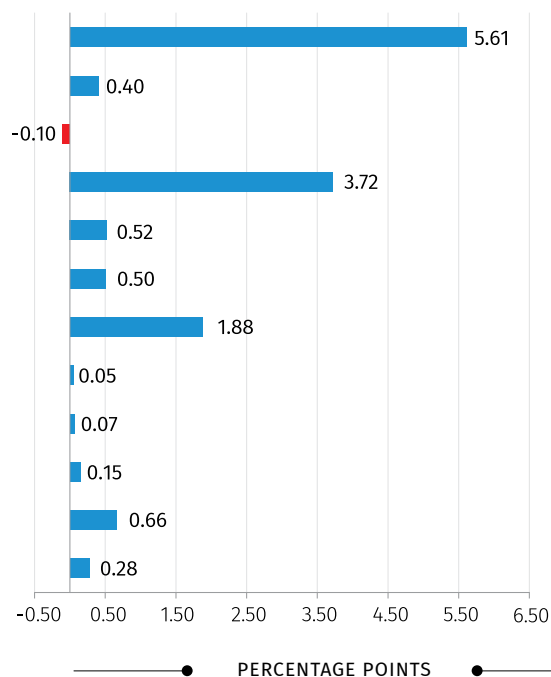
The following table shows percentage changes in prices for the commodity groups of the consumer basket, as well as the relevant contributions to the overall annual inflation rate in February 2022.

02.03.2022

PERCENTAGE CHANGE FEBRUARY 2022 (OVER FEBRUARY 2021)



CONTRIBUTIONS* OF THE GROUPS TO THE OVERALL ANNUAL INFLATION OF FEBRUARY 2022 (TOTAL 13.7 PER CENT)



OVERALL INFLATION

13.7

* Individual contributions may not sum up to the total due to rounding.

The annual inflation rate was mainly influenced by price changes for the following groups:

Food and non-alcoholic beverages: the prices in the group increased by 17.3 percent, contributing 5.61 percentage points to the overall annual inflation rate. Within the group the prices increased for the following subgroups: vegetables (34.0 percent), mineral waters, soft drinks, fruit and vegetable juices (23.4 percent), bread and cereals (20.8 percent), fish (18.2 percent), oils and fats (17.4 percent), sugar, jam, honey, chocolate and confectionery (15.6 percent), fruit and grapes (15.5 percent), milk, cheese and eggs (14.4 percent), meat (11.0 percent), coffee, tea and cocoa (10.4 percent);

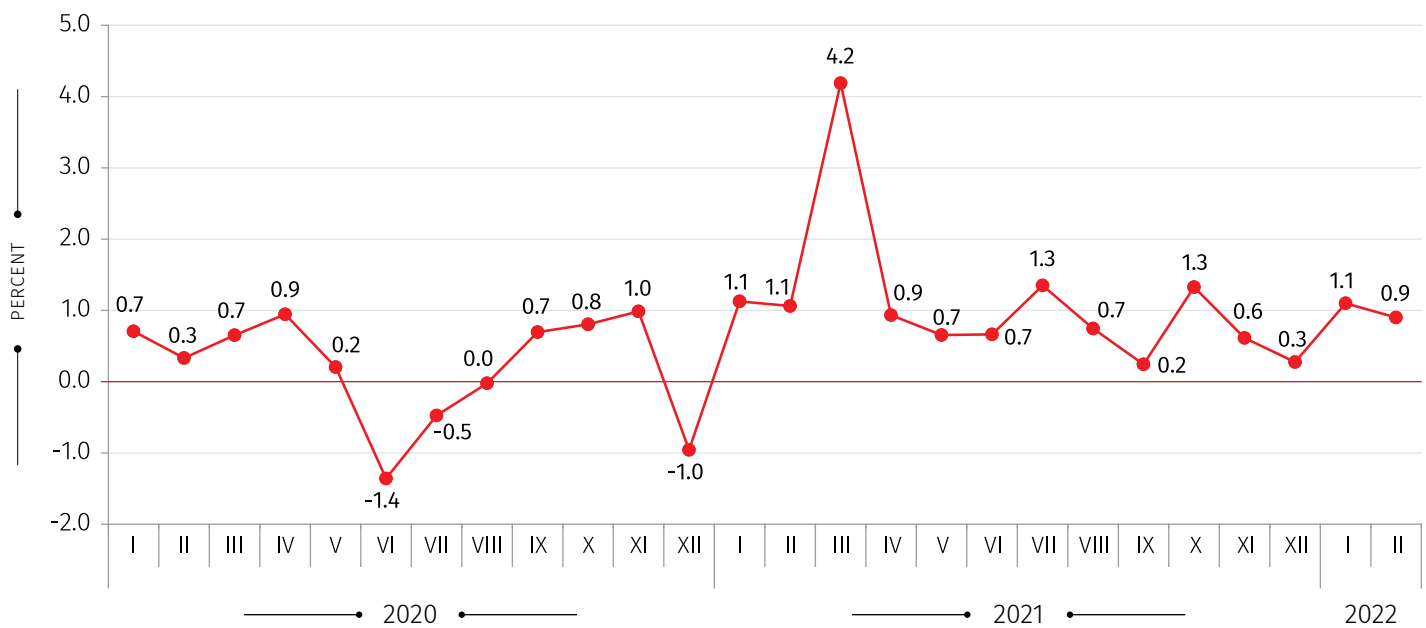
Housing, water, electricity, gas and other fuels: the prices for the group posted a 45.8 percent increase, which contributed 3.72 percentage points to the annual inflation rate. The prices were higher for the following subgroups: electricity, gas and other fuels (68.4 percent), water supply and miscellaneous services relating to the dwelling (58.0 percent), maintenance and repair of the dwelling (11.5 percent). In the same period prices were lower for actual rentals for housing (-2.9 percent);

NATIONAL STATISTICS OFFICE OF GEORGIA

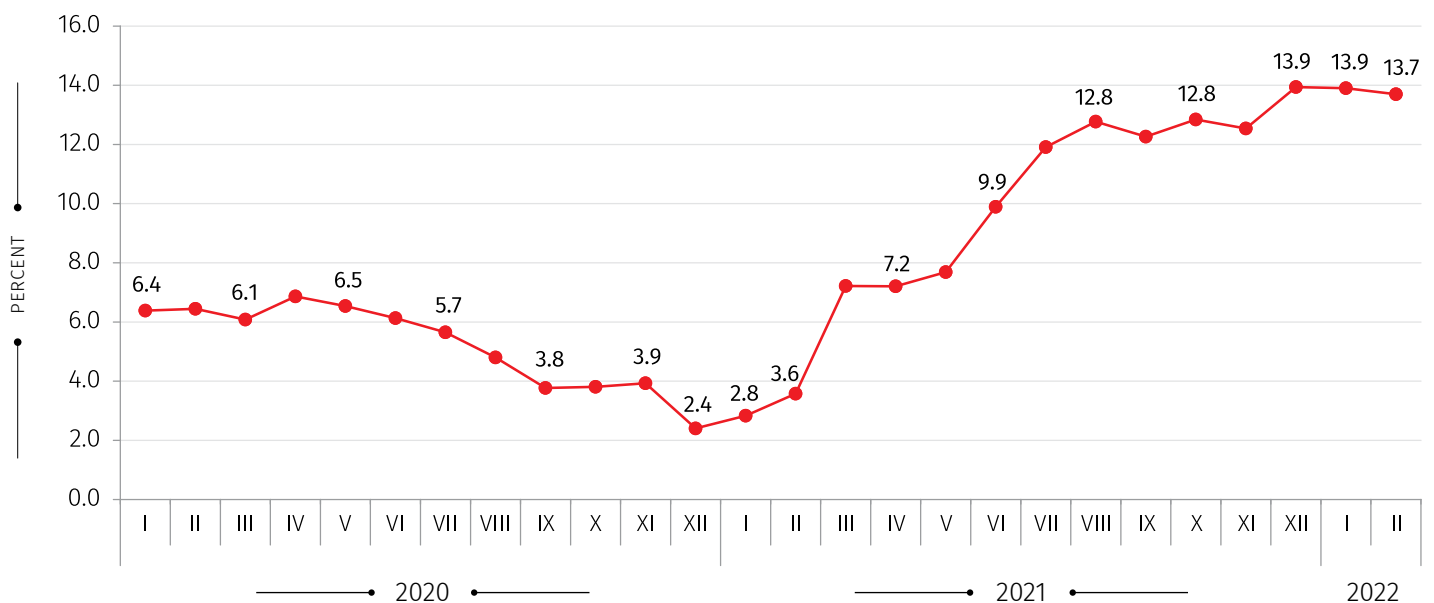
02.03.2022

Transport: the prices increased by 14.5 percent, contributing 1.88 percentage points to the annual inflation rate. Within the group the prices increased for operation of personal transport equipment (19.6 percent) and transport services (3.8 percent).

MONTHLY INFLATION



ANNUAL INFLATION RATE IN GEORGIA (YEAR-ON-YEAR CHANGE)

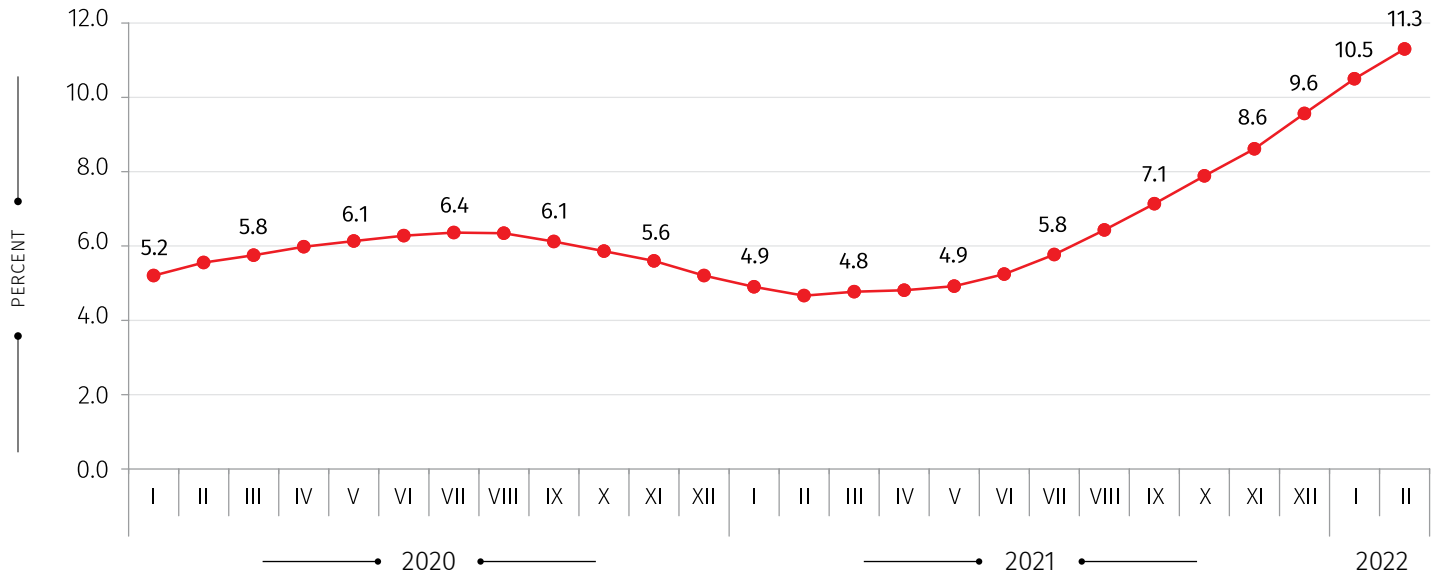


NATIONAL STATISTICS OFFICE OF GEORGIA

02.03.2022

AVERAGE INFLATION RATE

(12 MONTH AVERAGE OVER THE PREVIOUS 12 MONTH AVERAGE, PERCENTAGE CHANGE)



CONTACT PERSONS:

Giorgi Tetrauli,
Tel: (+995 32) 236 72 10 (400)
E-mail: gtetrauli@geostat.ge

Mariam Kavelashvili,
Tel: (+995 32) 236 72 10 (020).
E-mail: mkavelasvili@geostat.ge