





NATIONAL STATISTICS OFFICE OF GEORGIA

PRODUCER PRICE INDEX FOR INDUSTRIAL PRODUCTS IN GEORGIA 2022 FEBRUARY



21.03.2022

www.geostat.ge

21.03.2022

PRODUCER PRICE INDEX FOR INDUSTRIAL PRODUCTS IN GEORGIA

FEBRUARY 2022

In February 2022 the Producer Price Index for Industrial Products increased by 1.5 percent compared to the previous month, while compared to February 2021 the index growth amounted to 17.0 percent.

The prices for **products from mining and quarrying** increased by 1.9 percent **compared to January 2022**, resulting in a 0.15 percentage point contribution to the overall monthly PPI change. In the same period the prices for **manufactured products** increased by 1.3 percent, contributing 1.04 percentage points to the monthly index change. Within the group a noteworthy price increase was registered for basic metals (7.1 percent). Besides, the prices increased for **electricity, gas, steam and air conditioning** by 3.5 percent, contributing 0.29 percentage points to the monthly index change.

The **annual PPI** rate was mainly affected by price changes for the following products:

- **Products from mining and quarrying:** the prices were 2.5 percent higher, contributing 0.12 percentage points to the overall annual index change. Within the group the prices were higher for the subgroup of other mining and quarrying products (18.0 percent);
- **Manufactured products:** the prices increased by 22.5 percent, contributing 17.71 percentage points to the overall annual index growth. There was a notable increase in the prices for the following subgroups: food products (12.6 percent), chemicals and chemical products (189.6 percent) and basic metals (54.4 percent);
- **Electricity, gas, steam and air conditioning:** the annual price decrease amounted to 7.5 percent, which contributed -0.87 percentage points to the annual index growth;
- **Water supply, sewerage, waste management and remediation services:** the annual price increase amounted to 3.2 percent, which contributed 0.08 percentage points to the annual index growth.

NATIONAL STATISTICS OFFICE OF GEORGIA

21.03.2022

The following table presents the Producer Price Index (compared to the previous month and the corresponding month of the previous year) and the relevant contributions of the products to the changes in the overall index:

PRODUCER PRICE INDEX FOR INDUSTRIAL PRODUCTS IN GEORGIA FEBRUARY 2022

CODE	GROUPS	OVER JANUARY 2022	CONTRIBUTIONS* TO MONTHLY CHANGES	OVER FEBRUARY 2021	CONTRIBUTIONS* TO MONTHLY CHANGES
	TOTAL	101.5	1.48	117.0	17.05
B	Mining and quarrying	101.9	0.15	102.5	0.12
05	Coal and lignite	114.9	0.01	114.9	0.02
06	Crude petroleum and natural gas	115.6	0.02	173.1	0.14
07	Metal ores	101.2	0.07	95.8	-0.30
08	Other mining and quarrying products	103.0	0.04	118.0	0.26
C	Manufactured products	101.3	1.04	122.5	17.71
10	Food products	100.2	0.05	112.6	2.38
11	Beverages	101.7	0.32	98.7	-0.25
12	Tobacco products	100.0	0.00	100.0	0.00
13	Textiles	99.4	0.00	113.6	0.05
14	Wearing apparel	99.2	-0.01	104.3	0.07
15	Leather and related products	101.5	0.00	110.6	0.01
16	Wood and of products of wood and cork, except furniture; articles of straw and plaiting materials	103.8	0.02	132.6	0.28
17	Paper and paper products	102.7	0.02	130.0	0.28
18	Printing and recording services	103.9	0.03	87.2	-0.16
19	Coke and refined petroleum products	100.7	0.00	136.7	0.19
20	Chemicals and chemical products	100.2	0.01	289.6	6.55
21	Basic pharmaceutical products and pharmaceutical preparations	91.0	-0.16	86.9	-0.26
22	Rubber and plastic products	99.7	-0.01	118.2	0.55
23	Other non-metallic mineral products	101.8	0.15	108.1	0.79
24	Basic metals	107.1	0.56	154.4	5.93

* Individual contributions may not sum up to the total changes in the index due to rounding.

NATIONAL STATISTICS OFFICE OF GEORGIA

21.03.2022

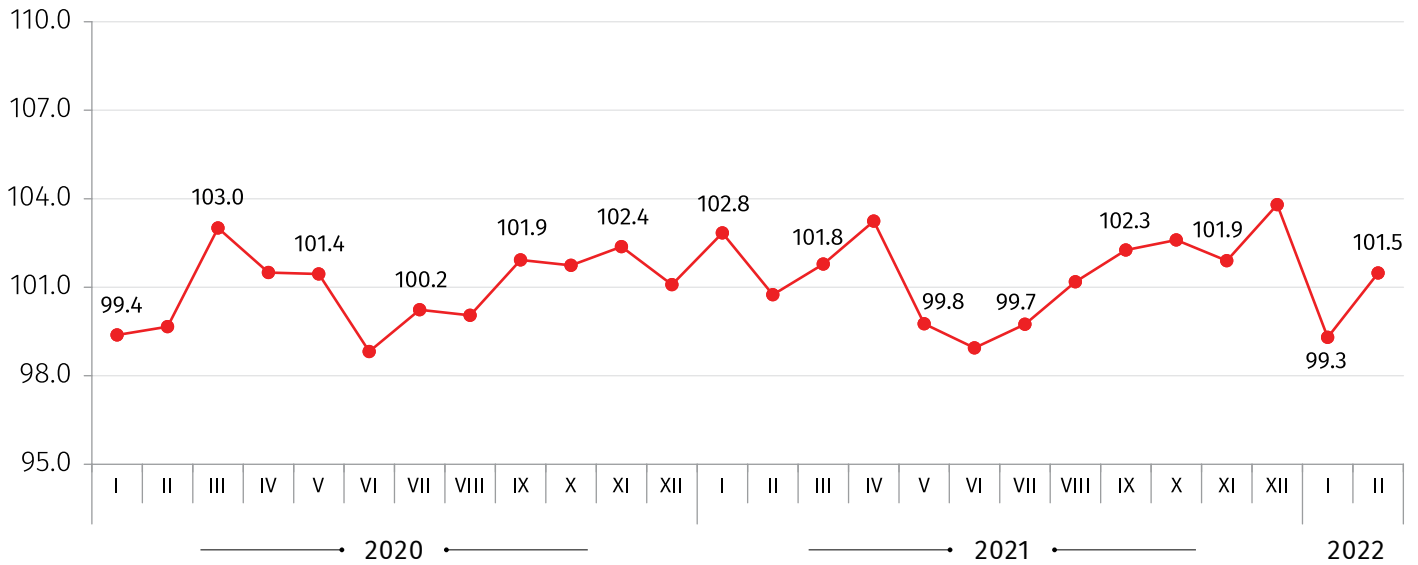
CODE	GROUPS	OVER JANUARY 2022	CONTRIBUTIONS* TO MONTHLY CHANGES	OVER FEBRUARY 2021	CONTRIBUTIONS* TO MONTHLY CHANGES
25	Fabricated metal products, except machinery and equipment	100.4	0.01	130.9	0.71
27	Electrical equipment	103.7	0.02	142.4	0.23
28	Machinery and equipment n.e.c.	105.0	0.00	118.2	0.02
30	Other transport equipment	100.0	0.00	76.8	-0.11
31	Furniture	100.7	0.01	124.3	0.31
32	Other manufactured goods	100.0	0.00	102.1	0.00
33	Repair and installation services of machinery and equipment	100.0	0.00	110.3	0.13
D	Electricity, gas, steam and air conditioning	103.5	0.29	92.5	-0.87
35	Electricity, gas, steam and air conditioning	103.5	0.29	92.5	-0.87
E	Water supply, sewerage, waste management and remediation services	100.3	0.01	103.2	0.08
36	Natural water, water treatment and supply services	100.0	0.00	101.8	0.03
38	Waste collection, treatment and disposal services; materials recovery services	100.9	0.01	106.1	0.05

* Individual contributions may not sum up to the total changes in the index due to rounding.

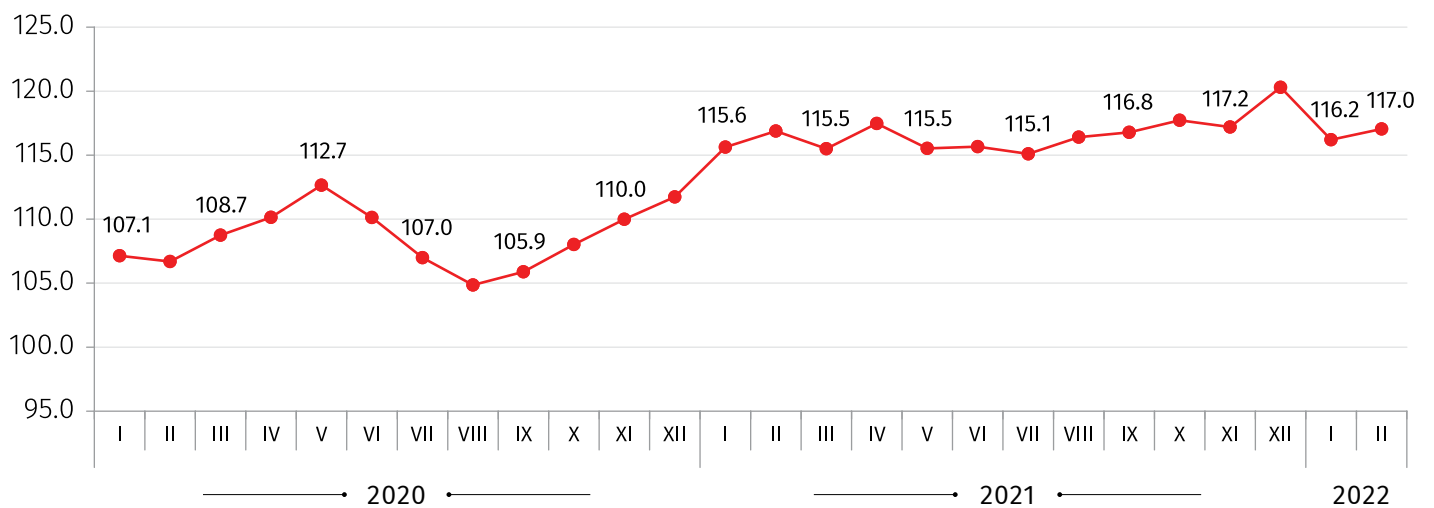
NATIONAL STATISTICS OFFICE OF GEORGIA

21.03.2022

PRODUCER PRICE INDEX FOR INDUSTRIAL PRODUCTS (PREVIOUS MONTH=100)



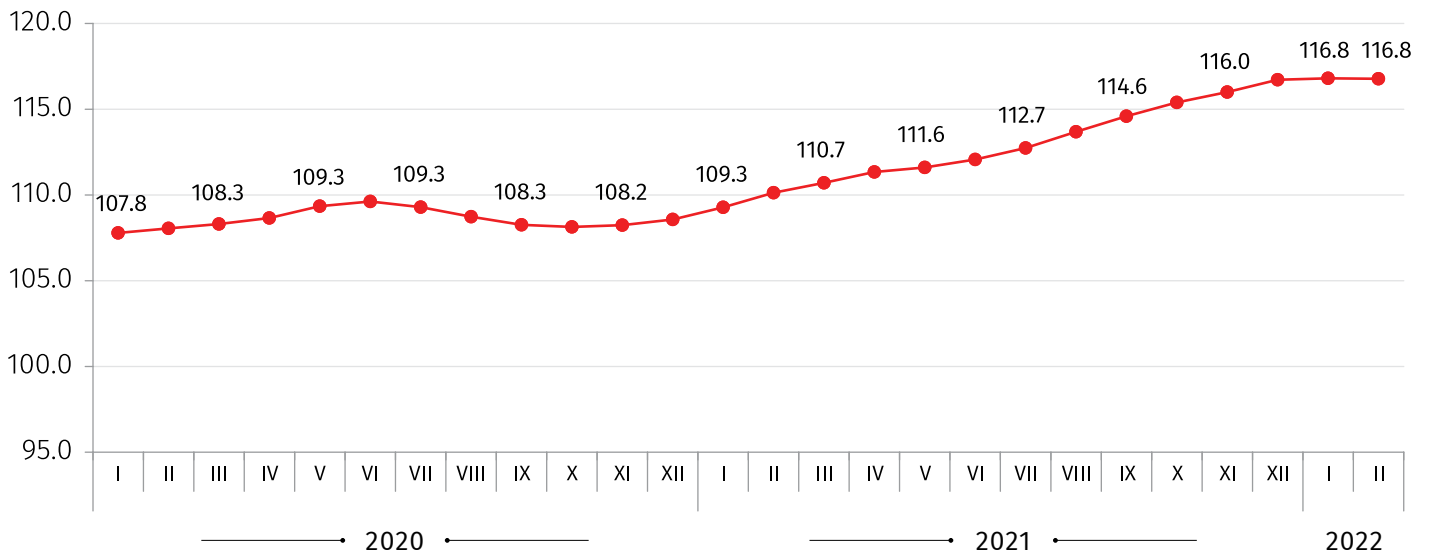
PRODUCER PRICE INDEX FOR INDUSTRIAL PRODUCTS (THE SAME MONTH OF THE PREVIOUS YEAR =100)



NATIONAL STATISTICS OFFICE OF GEORGIA

21.03.2022

PRODUCER PRICE INDEX FOR INDUSTRIAL PRODUCTS (12 MONTH AVERAGE OVER THE PREVIOUS 12 MONTH AVERAGE)



CONTACT PERSON:

Giorgi Tetrauli, Tel: (+995 32) 236 72 10 (400). E-mail: gtetrauli@geostat.ge

Mariam Kavelashvili. Tel: (+995 32) 236 72 10 (020). E-mail: mkavelashvili@geostat.ge