

**NATIONAL STATISTICS OFFICE OF GEORGIA**

# **SUMMARY OF VITAL STATISTICS IN GEORGIA 2021**



30.03.2022

## SUMMARY OF VITAL STATISTICS (BIRTHS, DEATHS, MARRIAGES, DIVORCES, 2021)<sup>1</sup>

### BIRTHS

The number of live births equaled 45 946 in 2021 (23 911 boys and 22 035 girls), registering a 1.2 percent decrease from the previous year.

TABLE №1

### NUMBER OF LIVE BIRTHS BY SEX

YEAR	BOTH SEXES	MALES	FEMALES	SEX RATIO AT BIRTH
2020	46 520	24 289	22 231	109.3
2021	45 946	23 911	22 035	108.5

In 2021, the largest number of live births was recorded in Tbilisi (14 979) while the smallest was in Racha-Lechkhumi and Kvemo Svaneti Region (263).

TABLE №2

### NUMBER OF LIVE BIRTHS BY REGIONS

REGION	2020	2021
<b>GEORGIA</b>	<b>46 520</b>	<b>45 946</b>
Tbilisi	15 271	14 979
Adjara A.R.	5 599	5 399
Guria	1 075	1 082
Imereti	5 873	5 879
Kakheti	3 828	3 790
Mtskheta-Mtianeti	926	1 014
Racha-Lechkhumi and Kvemo Svaneti	259	263
Samegrelo-Zemo Svaneti	3 286	3 203
Samtskhe-Javakheti	1 912	1 896
Kvemo Kartli	5 530	5 398
Shida Kartli	2 961	3 043

<sup>1</sup> Not including occupied territories

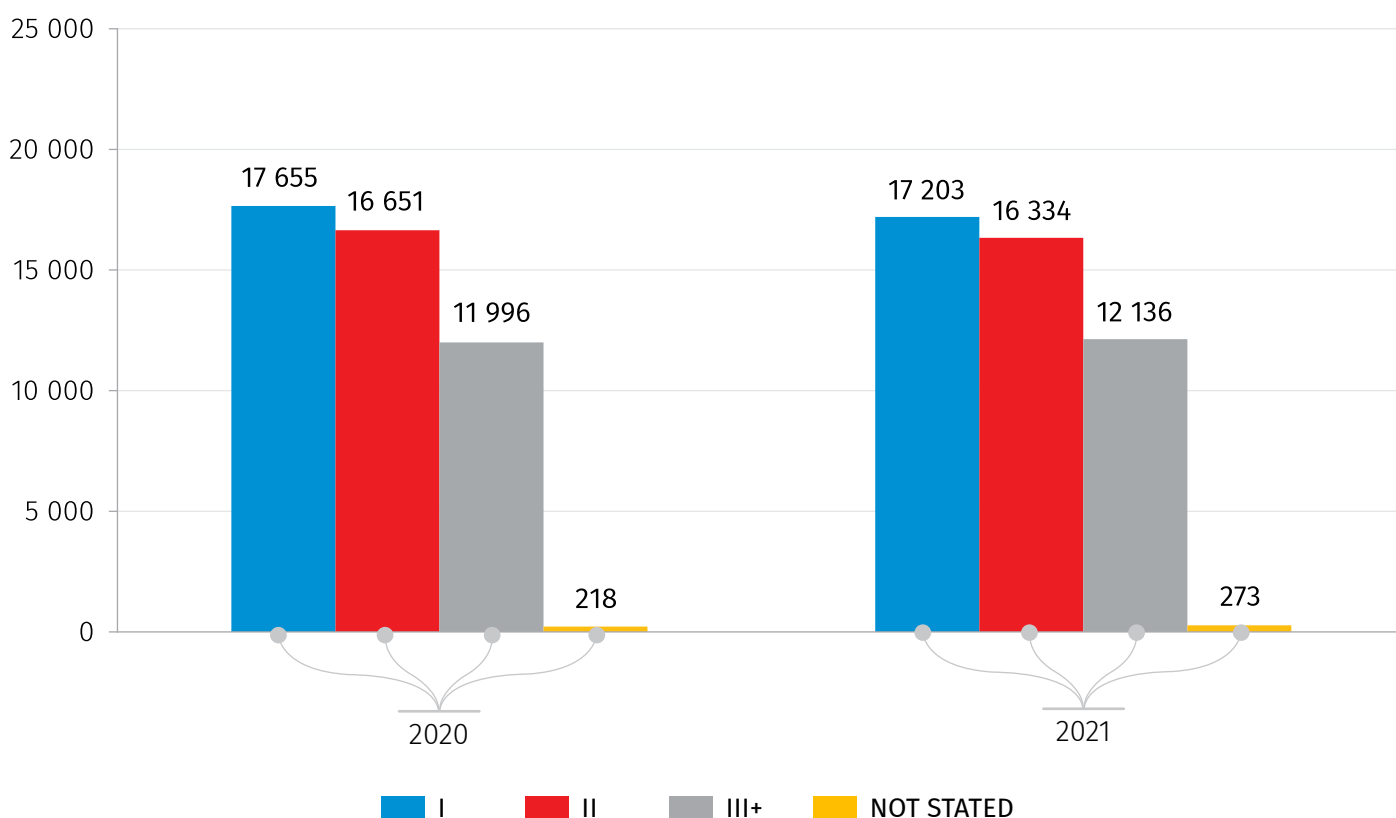
## NATIONAL STATISTICS OFFICE OF GEORGIA

30.03.2022

Compared to 2020, in 2021 the share of the first order births in total live births decreased from 38.0 percent to 37.4 percent. The share of the second child remained almost unchanged and equaled 35.6 percent, while the share of the third and next order births increased from 25.8 percent to 26.4 percent.

CHART №1

NUMBER OF LIVE BIRTHS BY ORDER

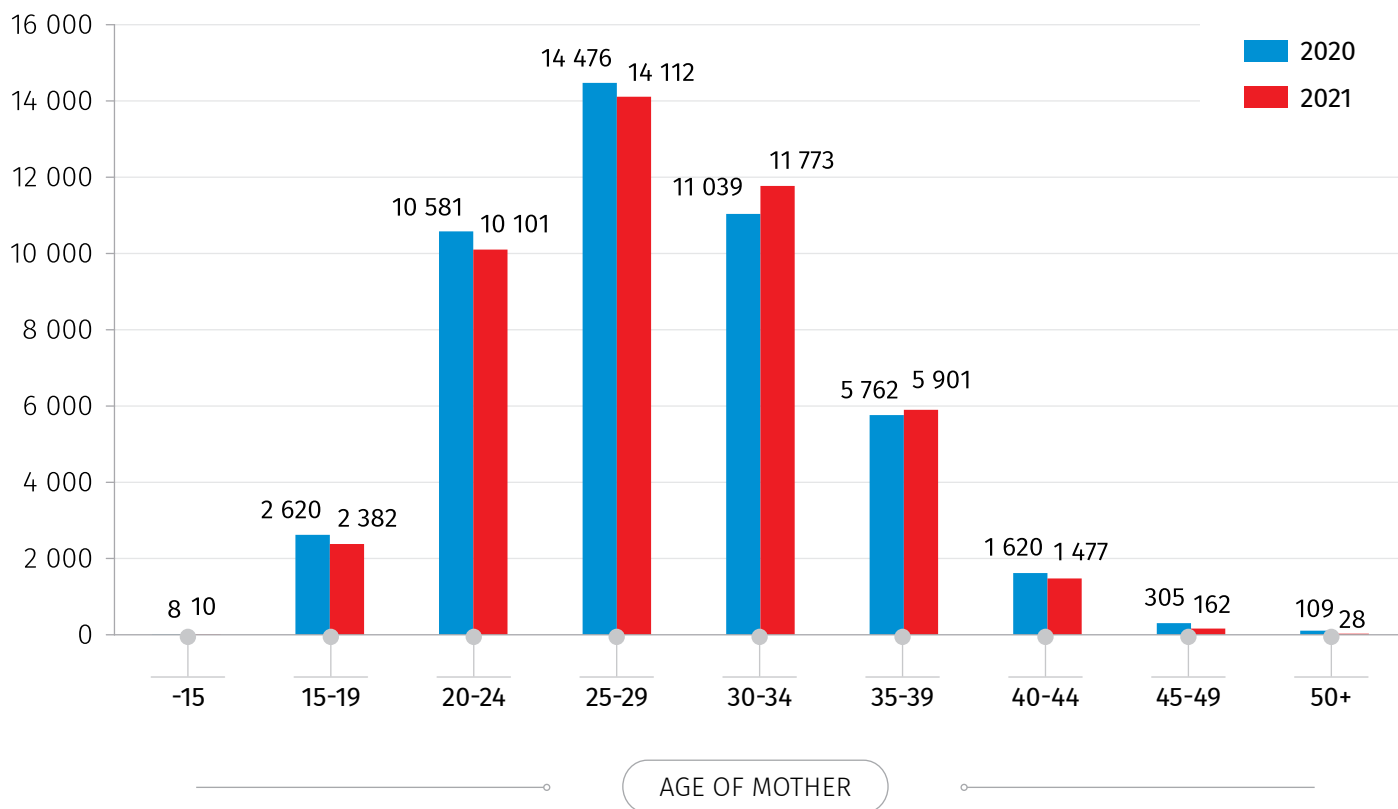


Compared to 2020, in 2021 the share of live births decreased for women aged less than 25 from 28.4 percent to 27.2 percent, and for women aged 40 years and older (from 4.4 percent to 3.6 percent), while increasing for women aged 25-39 (from 67.2 percent to 69.2 percent).

30.03.2022

CHART №2

## NUMBER OF LIVE BIRTHS BY AGE OF MOTHER



The mean age of mothers at first birth in 2021 equaled 26.2 years.

## NATIONAL STATISTICS OFFICE OF GEORGIA

30.03.2022

### DEATHS<sup>2</sup>

In 2021, the number of deaths increased by 18.5 percent in annual terms and totaled 59 906 persons. The largest number of deaths was recorded in Tbilisi (17 922) while the smallest was in Racha-Lechkhumi and Kvemo Svaneti Region (874).

TABLE №3

### NUMBER OF DEATHS BY REGIONS

REGION	2020	2021
<b>GEORGIA</b>	<b>50 537</b>	<b>59 906</b>
Tbilisi	13 878	17 922
Adjara A.R.	4 253	4 260
Guria	1 774	1 973
Imereti	8 589	10 000
Kakheti	4 544	5 533
Mtskheta-Mtianeti	1 409	1 718
Racha-Lechkhumi and Kvemo Svaneti	764	874
Samegrelo-Zemo Svaneti	4 946	5 578
Samtskhe-Javakheti	2 055	2 324
Kvemo Kartli	4 892	5 565
Shida Kartli	3 433	4 159

<sup>2</sup> According to the Statistical Work Programme 2022, number of Deaths by Causes (2021) will be published by the end of June, 2022.

## NATIONAL STATISTICS OFFICE OF GEORGIA

30.03.2022

According to the 2021 data, infant mortality rate (per 1 000 live births) equaled 9.0 ‰.

The under-5 mortality rate (per 1 000 live births) in 2021 totaled 10.0‰.

TABLE №4

### CHILD MORTALITY RATES (PER 1 000 LIVE BIRTHS) BY SEX, 2021

	BOTH SEXES	BOYS	GIRLS
Child mortality rate	9.0	9.5	8.5
Under-5 mortality rate	10.0	10.7	9.3

## NATIONAL STATISTICS OFFICE OF GEORGIA

30.03.2022

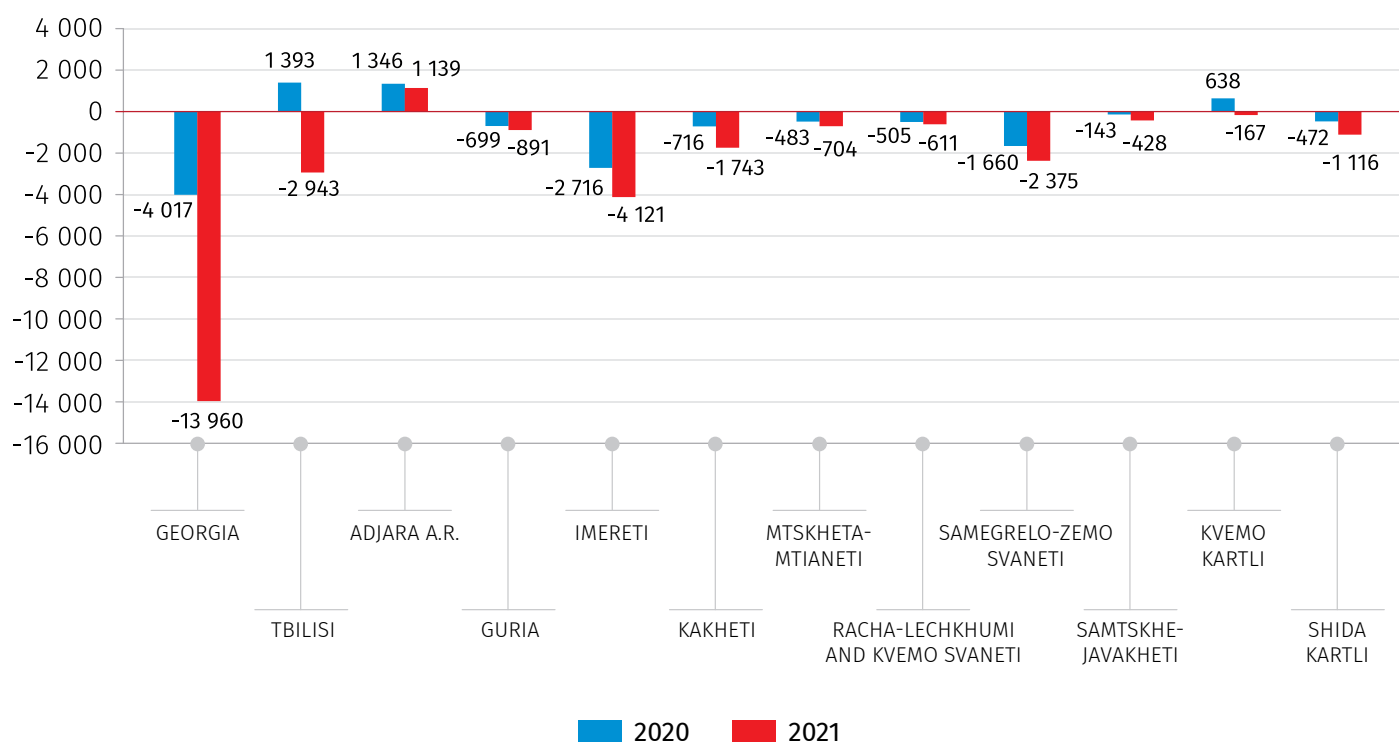
### NATURAL INCREASE

According to the 2021 data, the negative natural increase was stated in Georgia (the difference between the number of live births and the number of deaths) equaling -13 960.

A negative natural increase was registered in all regions except Adjara A.R.

CHART №3

### NATURAL INCREASE BY REGIONS



## NATIONAL STATISTICS OFFICE OF GEORGIA

30.03.2022

### MARRIAGES<sup>3</sup>

In 2021, 23 155 marriages have been registered, which is a 41.5 percent increase than the corresponding figure of the previous year.

The mean age of first marriage in 2021 equals 29.0 years for females and 31.5 years for males.

TABLE №5

### NUMBER OF REGISTERED MARRIAGES BY REGIONS

REGION	2020	2021
<b>GEORGIA</b>	<b>16 359</b>	<b>23 155</b>
Tbilisi	5 008	6 874
Adjara A.R.	1 761	2 262
Guria	448	571
Imereti	2 544	3 555
Kakheti	1 166	1 771
Mtskheta-Mtianeti	339	421
Racha-Lechkhumi and Kvemo Svaneti	146	196
Samegrelo-Zemo Svaneti	1 363	1 908
Samtskhe-Javakheti	788	1 069
Kvemo Kartli	1 740	3 030
Shida Kartli	1 056	1 498

<sup>3</sup> The number do not include marriages, when the both spouses are citizens of other countries and at the same time non-usual residents of Georgia

## NATIONAL STATISTICS OFFICE OF GEORGIA

30.03.2022

### DIVORCES

The number of divorces in 2021 equaled 10 654 increasing by 39.4 percent compared to the previous year.

TABLE №6

#### NUMBER OF REGISTERED DIVORCES BY REGIONS

REGION	2020	2021
<b>GEORGIA</b>	<b>7 643</b>	<b>10 654</b>
Tbilisi	2 894	3 826
Adjara A.R.	565	741
Guria	187	286
Imereti	1 316	1 831
Kakheti	505	772
Mtskheta-Mtianeti	134	183
Racha-Lechkhumi and Kvemo Svaneti	53	89
Samegrelo-Zemo Svaneti	694	969
Samtskhe-Javakheti	171	271
Kvemo Kartli	705	1 003
Shida Kartli	419	683

#### CONTACT PERSONS:

Shorena Tsiklauri, Tel.: 2 36 72 10 (601), E-mail: [shtsiklauri@geostat.ge](mailto:shtsiklauri@geostat.ge)

Mariam Kavelashvili, Tel.: 2 36 72 10 (020), E-mail: [mkavelashvili@geostat.ge](mailto:mkavelashvili@geostat.ge)