

NATIONAL STATISTICS OFFICE OF GEORGIA

19.04.2022

ANNEX №1

GEORGIAN EXTERNAL TRADE BY COUNTRIES IN JANUARY-MARCH 2022* (THSD. US DOLLARS)

	EXPORTS (FOB)	IMPORTS (CIF)	BALANCE
EXTERNAL TRADE – TOTAL	1 171 800.0	2 693 246.1	-1 521 446.1
Of which:			
EU COUNTRIES	208 604.6	596 566.3	-387 961.7
Austria	224.5	14 858.1	-14 633.6
Belgium	9 652.5	23 606.4	-13 953.9
Bulgaria	94 746.2	66 636.7	28 109.6
Croatia	51.6	2 286.2	-2 234.6
Cyprus	372.6	1 819.2	-1 446.6
Czech Republic	4 609.1	27 626.8	-23 017.6
Denmark	952.6	4 822.6	-3 870.0
Estonia	1 039.1	1 296.6	-257.5
Finland	259.0	3 704.6	-3 445.6
France	12 125.3	41 848.3	-29 723.0
Germany	16 368.1	110 544.3	-94 176.2
Greece	1 420.7	9 844.6	-8 423.9
Hungary	484.4	11 723.5	-11 239.1
Ireland	790.7	4 025.9	-3 235.2
Italy	15 753.5	54 688.6	-38 935.0
Latvia	1 833.9	6 444.6	-4 610.7
Lithuania (Lietuva)	8 998.9	9 230.1	-231.2
Luxembourg	-	249.5	-249.5
Malta	7.0	3 103.1	-3 096.1
Netherlands	4 617.4	44 901.0	-40 283.6
Poland	12 458.9	38 117.8	-25 658.9
Portugal	92.1	3 097.5	-3 005.4
Romania	16 045.8	61 220.9	-45 175.1
Slovakia	202.9	2 520.5	-2 317.6
Slovenia	38.7	6 777.6	-6 738.9
Spain	5 156.9	32 882.4	-27 725.6
Sweden	301.9	8 688.7	-8 386.8
CIS COUNTRIES	435 568.6	748 922.1	-313 353.5
Armenia	75 037.1	95 450.3	-20 413.1
Azerbaijan	125 358.6	230 040.2	-104 681.6
Belarus	14 283.7	12 879.3	1 404.4
Kazakhstan	23 715.0	5 743.4	17 971.6
Kyrgyzstan	6 164.6	561.5	5 603.1

NATIONAL STATISTICS OFFICE OF GEORGIA

19.04.2022

	EXPORTS (FOB)	IMPORTS (CIF)	BALANCE
Moldova	3 420.2	2 484.5	935.8
Russia	109 836.2	273 452.1	-163 615.9
Tajikistan	2 602.5	-	2 602.5
Turkmenistan	1 550.8	40 488.8	-38 938.0
Ukraine	49 421.6	80 237.6	-30 816.0
Uzbekistan	24 178.2	7 584.4	16 593.8
OTHER COUNTRIES	527 626.8	1 347 757.7	-820 130.9
Afghanistan	-	4.6	-4.6
Albania	0.3	126.8	-126.4
Algeria	3.0	-	3.0
Argentina	281.1	5 150.6	-4 869.6
Australia	300.2	298.5	1.7
Bahamas	-	6.9	-6.9
Bahrain	85.3	15.8	69.6
Bangladesh	-	453.6	-453.6
Belize	-	355.6	-355.6
Bhutan	89.5	-	89.5
Bosnia and Herzegovina	12.8	158.5	-145.7
Brazil	19.0	56 569.8	-56 550.8
Burkina Faso	158.5	-	158.5
Cambodia	-	6.6	-6.6
Canada	1 185.2	5 729.5	-4 544.3
Chile	0.2	52 909.9	-52 909.7
China	220 027.0	241 906.5	-21 879.5
Colombia	-	28.2	-28.2
Costa Rica	0.1	11.4	-11.2
Dominica	-	6.1	-6.1
Ecuador	34.6	6 969.3	-6 934.7
Egypt	1 968.3	5 977.5	-4 009.3
Faroe Islands	-	235.6	-235.6
Gabon	-	14 538.9	-14 538.9
Gambia	-	3.0	-3.0
Ghana	5 129.6	0.9	5 128.7
Honduras	79.7	-	79.7
Hong Kong SAR of China	1 021.5	49 440.5	-48 419.0
Iceland	2.0	1 706.6	-1 704.6
India	12 766.1	17 879.8	-5 113.7
Indonesia	0.9	44 305.5	-44 304.5
Iran	5 918.0	45 285.9	-39 368.0
Iraq	5 032.7	1 002.6	4 030.1

NATIONAL STATISTICS OFFICE OF GEORGIA

19.04.2022

	EXPORTS (FOB)	IMPORTS (CIF)	BALANCE
Israel	4 491.2	2 460.1	2 031.1
Japan	4 951.0	46 306.3	-41 355.4
Jordan	2 432.3	29.5	2 402.8
Kenya	212.7	117.0	95.7
Korea Republic of	2 646.5	16 646.6	-14 000.1
Kuwait	242.9	-	242.9
Lebanon	46.9	108.4	-61.4
Libya	719.0	-	719.0
Liechtenstein	-	74.2	-74.2
Macedonia (FYR)	83.5	1 176.1	-1 092.6
Malawi	-	229.8	-229.8
Malaysia	126.8	2 458.5	-2 331.7
Maldives	-	2.5	-2.5
Mali	1 496.8	-	1 496.8
Mauritania	411.4	-	411.4
Mexico	2 630.0	202.7	2 427.3
Mongolia	712.8	-	712.8
Montenegro	115.8	1 174.4	-1 058.5
Morocco	154.4	14.0	140.3
Mozambique	4 531.9	-	4 531.9
Myanmar	-	30.3	-30.3
Nepal	53.7	11.3	42.4
New Zealand	-	541.4	-541.4
Niger	0.2	-	0.2
Nigeria	52.6	16.3	36.3
Norway	1 022.0	3 115.2	-2 093.1
Oman	72.8	32.1	40.6
Pakistan	61.8	2 047.8	-1 986.0
Paraguay	-	1 530.9	-1 530.9
Peru	18 150.4	44.8	18 105.6
Philippines	353.7	20.0	333.7
Qatar	307.1	267.3	39.8
Reunion	-	18.9	-18.9
San Marino	-	91.0	-91.0
Saudi Arabia	3 311.2	984.3	2 326.9
Senegal	533.0	-	533.0
Serbia	94.8	20 553.7	-20 458.9
Seychelles	124.6	590.1	-465.5
Singapore	1 257.7	8 720.0	-7 462.3
Sint Maarten (Dutch part)	223.4	-	223.4





NATIONAL STATISTICS OFFICE OF GEORGIA

19.04.2022

	EXPORTS (FOB)	IMPORTS (CIF)	BALANCE
Somalia	26.6	-	26.6
South Africa	25.1	1 778.4	-1 753.3
Sri Lanka	1.2	401.3	-400.1
State of Palestine	12.9	-	12.9
Sudan	47.2	6.5	40.7
Switzerland	22 934.4	19 780.0	3 154.3
Syrian	130.8	157.4	-26.6
Taiwan Province of China	457.7	3 934.4	-3 476.7
Tanzania	3 726.7	369.5	3 357.2
Thailand	94.3	4 066.0	-3 971.7
Tunisia	33.3	59.7	-26.4
Turkey	99 230.1	463 181.7	-363 951.7
Uganda	481.0	-	481.0
United Arab Emirates	6 172.8	40 226.3	-34 053.5
United Kingdom	4 106.2	18 621.3	-14 515.2
United States	83 347.7	129 779.3	-46 431.6
Uruguay	-	2 319.3	-2 319.3
Venezuela	767.7	-	767.7
Viet Nam	259.8	2 304.2	-2 044.4
Virgin Islands British	-	71.7	-71.7
Zimbabwe	31.0	-	31.0

*Preliminary data.

19.04.2022

- Sources:**
-  LEPL Revenue Service of Ministry of Finance of Georgia;
 -  Georgian State Electrosystem JSC;
 -  Electrosystem Commercial Operator JSC;
 -  Georgian Gas Transportation Company LTD.

Explanation of symbols:

- Not applicable;
- 0.0 Negligible magnitude;
- * Data are preliminary and subject to revisions;
- ... Data are confidential

Notice:

1. The discrepancy between the totals and the sum in some cases can be explained by using rounded data;
2. Information does not cover the data of Simplified Customs Declarations (Form #4);
3. Information does not cover non-organized trade also occupied territories of Abkhazian Autonomous Republic and Tskhinvali region;
4. According to the international methodology there are some differences in coverage of trade flows between external merchandise trade statistics and customs statistics. Diplomatic temporary transit and analogous goods are excluded from the database of external merchandise trade statistics.

**THE PRELIMINARY DATA WILL BE REVISED ACCORDING TO THE GEOSTAT'S REVISION POLICY
(BASED ON THE REGULAR REVISION PRINCIPLE) AS A RESULT OF ADJUSTING
DATA BY RESPONDENTS/ADMINISTRATIVE SOURCES.**

CONTACT PERSONS:

Maka Kalandarishvili Tel.: (+995 32) 236 72 10 (300)

E-mail: mkalandarishvili@geostat.ge

Mariam Kavelashvili Tel.: (+995 32) 236 72 10 (020)

E-mail: mkavelashvili@geostat.ge