

## NATIONAL STATISTICS OFFICE OF GEORGIA

19.05.2022

ANNEX №1

### GEORGIAN EXTERNAL TRADE BY COUNTRIES IN JANUARY-APRIL 2022\* (THSD. US DOLLARS)

	EXPORTS (FOB)	IMPORTS (CIF)	BALANCE
<b>EXTERNAL TRADE – TOTAL</b>	<b>1 587 534.7</b>	<b>3 666 180.9</b>	<b>-2 078 646.2</b>
Of which:			
<b>EU COUNTRIES</b>	<b>275 050.0</b>	<b>836 217.3</b>	<b>-561 167.4</b>
Austria	663.5	22 185.1	-21 521.6
Belgium	12 361.1	36 348.6	-23 987.5
Bulgaria	128 994.9	87 298.9	41 696.0
Croatia	77.2	3 102.0	-3 024.9
Cyprus	396.7	2 042.8	-1 646.1
Czech Republic	5 121.5	37 305.9	-32 184.4
Denmark	1 097.0	6 531.7	-5 434.7
Estonia	1 416.7	2 301.3	-884.6
Finland	343.9	6 985.6	-6 641.7
France	15 310.1	57 035.3	-41 725.1
Germany	21 481.8	170 639.8	-149 158.0
Greece	1 877.2	12 042.0	-10 164.9
Hungary	647.7	15 921.9	-15 274.2
Ireland	903.5	4 626.4	-3 722.9
Italy	21 212.6	77 347.7	-56 135.1
Latvia	2 860.6	9 622.4	-6 761.8
Lithuania (Lietuva)	13 726.1	13 344.3	381.8
Luxembourg	-	2 337.9	-2 337.9
Malta	9.1	6 185.8	-6 176.7
Netherlands	7 075.3	57 009.3	-49 934.0
Poland	15 775.1	54 268.3	-38 493.2
Portugal	135.8	3 854.2	-3 718.5
Romania	16 378.5	77 322.1	-60 943.6
Slovakia	450.9	4 099.8	-3 648.9
Slovenia	46.8	9 383.0	-9 336.2
Spain	6 141.6	45 198.6	-39 056.9
Sweden	545.2	11 876.8	-11 331.7
<b>CIS COUNTRIES</b>	<b>594 635.2</b>	<b>1 019 323.6</b>	<b>-424 688.4</b>
Armenia	108 746.6	145 010.6	-36 264.0
Azerbaijan	168 394.6	276 956.1	-108 561.5
Belarus	17 206.6	19 293.3	-2 086.7
Kazakhstan	41 591.1	7 796.1	33 795.0
Kyrgyzstan	9 982.9	702.5	9 280.3

## NATIONAL STATISTICS OFFICE OF GEORGIA

19.05.2022

	EXPORTS (FOB)	IMPORTS (CIF)	BALANCE
Moldova	4 317.5	2 880.1	1 437.4
Russia	156 443.4	403 262.2	-246 818.8
Tajikistan	3 374.0	63.1	3 310.9
Turkmenistan	1 861.8	59 403.8	-57 542.0
Ukraine	52 965.8	92 996.4	-40 030.6
Uzbekistan	29 750.8	10 959.3	18 791.5
<b>OTHER COUNTRIES</b>	<b>717 849.6</b>	<b>1 810 640.0</b>	<b>-1 092 790.4</b>
Afghanistan	-	9.1	-9.1
Albania	0.3	162.4	-162.0
Algeria	3.0	-	3.0
Argentina	359.8	6 014.8	-5 655.0
Australia	440.4	331.6	108.8
Bahamas	-	6.9	-6.9
Bahrain	85.3	15.8	69.6
Bangladesh	-	1 227.2	-1 227.2
Belize	-	540.9	-540.9
Bhutan	89.5	-	89.5
Bosnia and Herzegovina	12.8	172.5	-159.7
Brazil	195.4	62 575.7	-62 380.3
Burkina Faso	158.5	-	158.5
Cambodia	-	7.5	-7.5
Canada	1 925.5	7 997.9	-6 072.3
Chile	0.2	58 674.2	-58 674.0
China	290 400.0	324 291.9	-33 891.9
Colombia	-	28.2	-28.2
Costa Rica	0.1	283.6	-283.5
Dominica	-	6.1	-6.1
Ecuador	34.6	9 754.5	-9 719.9
Egypt	2 010.3	8 404.1	-6 393.8
Ethiopia	34.7	-	34.7
Faroe Islands	-	318.8	-318.8
Gabon	-	14 538.9	-14 538.9
Gambia	-	3.0	-3.0
Ghana	6 604.2	0.9	6 603.3
Honduras	114.7	-	114.7
Hong Kong SAR of China	1 459.7	55 729.7	-54 270.0
Iceland	2.0	1 706.6	-1 704.6
India	13 025.5	25 198.1	-12 172.6
Indonesia	0.9	46 292.5	-46 291.5
Iran	8 724.6	60 035.5	-51 310.9

## NATIONAL STATISTICS OFFICE OF GEORGIA

19.05.2022

	EXPORTS (FOB)	IMPORTS (CIF)	BALANCE
Iraq	7 619.5	1 663.0	5 956.5
Israel	6 411.8	3 510.6	2 901.2
Japan	6 570.8	60 391.0	-53 820.2
Jordan	4 174.3	31.5	4 142.8
Kenya	214.2	136.3	77.8
Korea Republic of	5 428.3	23 181.1	-17 752.8
Kuwait	386.8	-	386.8
Lebanon	75.4	404.5	-329.1
Libya	1 227.0	-	1 227.0
Liechtenstein	-	90.1	-90.1
Malawi	-	279.0	-279.0
Malaysia	454.8	3 540.3	-3 085.5
Maldives	-	2.5	-2.5
Mali	2 111.9	-	2 111.9
Mauritania	411.4	-	411.4
Mexico	2 767.5	6 312.7	-3 545.2
Monaco	-	17.7	-17.7
Mongolia	1 016.4	-	1 016.4
Montenegro	115.8	1 174.4	-1 058.5
Morocco	209.3	14.0	195.3
Mozambique	4 531.9	226.3	4 305.5
Myanmar	-	30.3	-30.3
Nepal	223.2	11.3	211.9
New Zealand	-	837.5	-837.5
Niger	0.2	-	0.2
Nigeria	3 702.4	79.6	3 622.9
Northern Macedonia	90.0	1 415.8	-1 325.8
Norway	1 043.5	4 250.2	-3 206.7
Oman	131.0	32.1	98.8
Pakistan	61.8	2 738.7	-2 676.9
Paraguay	-	1 621.1	-1 621.1
Peru	62 446.3	44.8	62 401.5
Philippines	353.7	420.0	-66.3
Qatar	572.7	706.4	-133.7
Reunion	-	18.9	-18.9
San Marino	-	150.4	-150.4
Saudi Arabia	8 134.8	1 323.8	6 811.0
Senegal	533.0	-	533.0
Serbia	94.8	21 339.6	-21 244.8
Seychelles	124.6	599.6	-475.1





## NATIONAL STATISTICS OFFICE OF GEORGIA

19.05.2022

	EXPORTS (FOB)	IMPORTS (CIF)	BALANCE
Singapore	1 429.4	11 357.4	-9 928.0
Sint Maarten (Dutch part)	223.4	-	223.4
Somalia	26.6	-	26.6
South Africa	25.1	1 872.9	-1 847.8
Sri Lanka	1.2	790.4	-789.2
State of Palestine	12.9	-	12.9
Sudan	47.2	6.5	40.7
Switzerland	33 062.7	29 937.2	3 125.5
Syrian	130.8	207.3	-76.5
Taiwan Province of China	573.0	5 069.4	-4 496.5
Tanzania	3 726.7	376.9	3 349.8
Thailand	94.4	5 773.1	-5 678.7
Tunisia	33.3	59.7	-26.4
Turkey	128 485.6	637 782.9	-509 297.3
Uganda	481.0	-	481.0
United Arab Emirates	8 067.4	55 791.2	-47 723.9
United Kingdom	5 157.0	25 622.7	-20 465.7
United States	88 012.2	205 437.7	-117 425.5
Uruguay	-	2 875.2	-2 875.2
Venezuela	767.7	-	767.7
Viet Nam	540.0	6 683.7	-6 143.7
Virgin Islands British	-	71.7	-71.7
Zimbabwe	31.0	-	31.0

\*Preliminary data.

19.05.2022

- Sources:**
-  LEPL Revenue Service of Ministry of Finance of Georgia;
  -  Georgian State Electrosystem JSC;
  -  Electrosystem Commercial Operator JSC;
  -  Georgian Gas Transportation Company LTD.

**Explanation of symbols:**

- Not applicable;
- 0.0 Negligible magnitude;
- \* Data are preliminary and subject to revisions;
- ... Data are confidential

**Notice:**

1. The discrepancy between the totals and the sum in some cases can be explained by using rounded data;
2. Information does not cover the data of Simplified Customs Declarations (Form #4);
3. Information does not cover non-organized trade also occupied territories of Abkhazian Autonomous Republic and Tskhinvali region;
4. According to the international methodology there are some differences in coverage of trade flows between external merchandise trade statistics and customs statistics. Diplomatic temporary transit and analogous goods are excluded from the database of external merchandise trade statistics.

**THE PRELIMINARY DATA WILL BE REVISED ACCORDING TO THE GEOSTAT'S REVISION POLICY  
(BASED ON THE REGULAR REVISION PRINCIPLE) AS A RESULT OF ADJUSTING  
DATA BY RESPONDENTS/ADMINISTRATIVE SOURCES.**

**CONTACT PERSONS:**

Maka Kalandarishvili Tel.: (+995 32) 236 72 10 (300)

E-mail: [mkalandarishvili@geostat.ge](mailto:mkalandarishvili@geostat.ge)

Mariam Kavelashvili Tel.: (+995 32) 236 72 10 (020)

E-mail: [mkavelashvili@geostat.ge](mailto:mkavelashvili@geostat.ge)