

NATIONAL STATISTICS OFFICE OF GEORGIA

**INDICATORS OF THE
LABOUR FORCE
(EMPLOYMENT AND
UNEMPLOYMENT)
I QUARTER, 2022**



NATIONAL STATISTICS OFFICE OF GEORGIA

20.05.2022

INDICATORS OF THE LABOUR FORCE (EMPLOYMENT AND UNEMPLOYMENT)

I QUARTER, 2022 YEAR

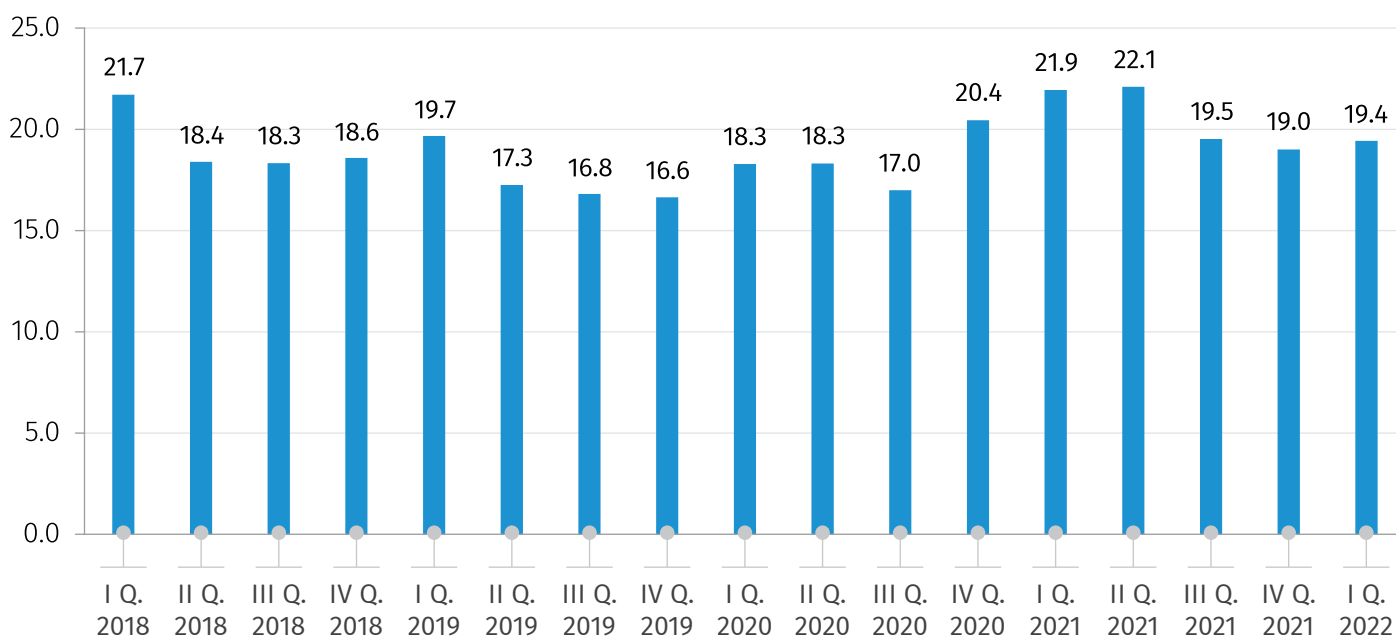
In the I quarter of 2022, the unemployment rate in Georgia decreased by 2.5 percentage points compared to the corresponding period of the previous year and equaled 19.4 percent.

The chart below presents the unemployment rate by quarters of 2018-2022 years.

CHART №1

UNEMPLOYMENT RATE IN GEORGIA

(%)



NATIONAL STATISTICS OFFICE OF GEORGIA

20.05.2022

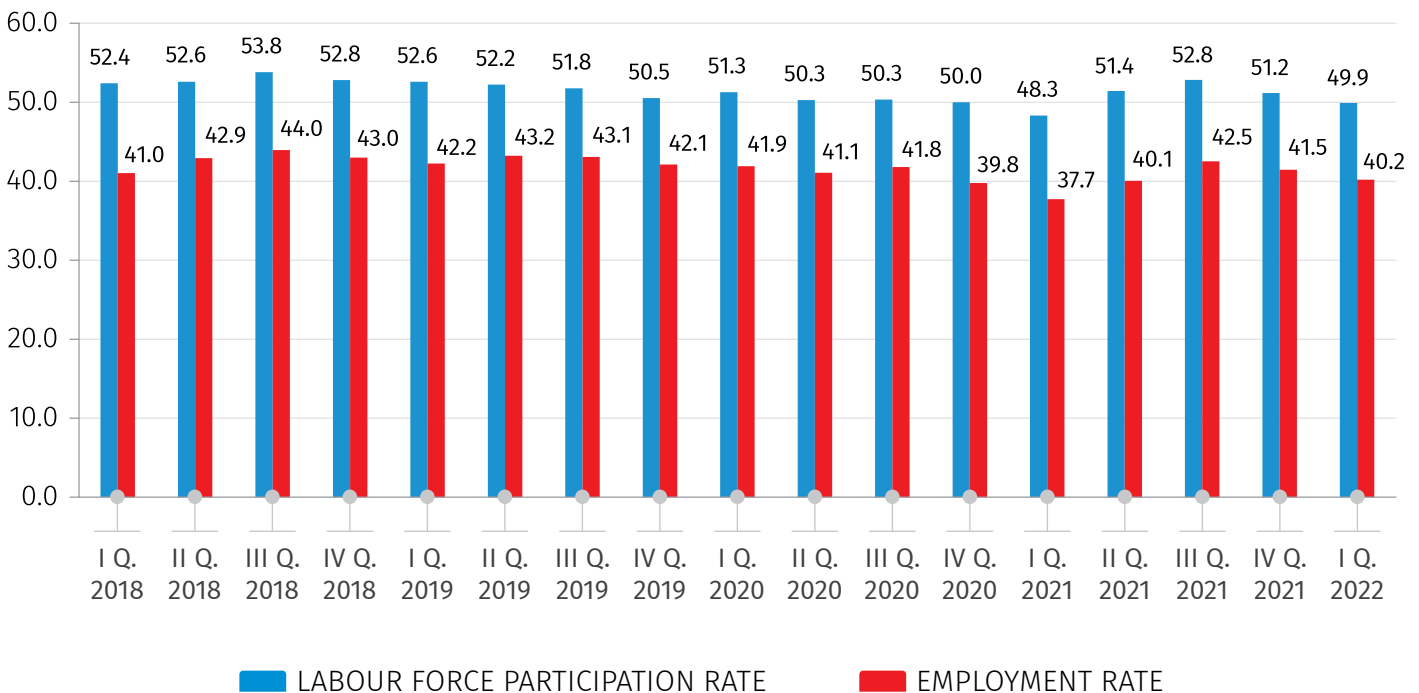
In the I quarter of 2022, the labour force participation rate (share of the labour force in total population aged 15 and older) increased by 1.6 percentage points compared to the corresponding period of the previous year and became 49.9 percent, while the employment rate increased by 2.5 percentage points and amounted to 40.2 percent. The Labour force participation rate in urban settlements increased by 0.8 percentage points and by 2.7 percentage points in rural settlements compared to the previous year. The employment rate in urban settlements as well as in rural areas increased by 2.2 and 2.9 percentage points respectively.

The chart below presents the labour force participation rate and employment rate by quarters of 2018-2022 years.

CHART №2

LABOUR FORCE PARTICIPATION RATE AND EMPLOYMENT RATE

(%)



NATIONAL STATISTICS OFFICE OF GEORGIA

20.05.2022

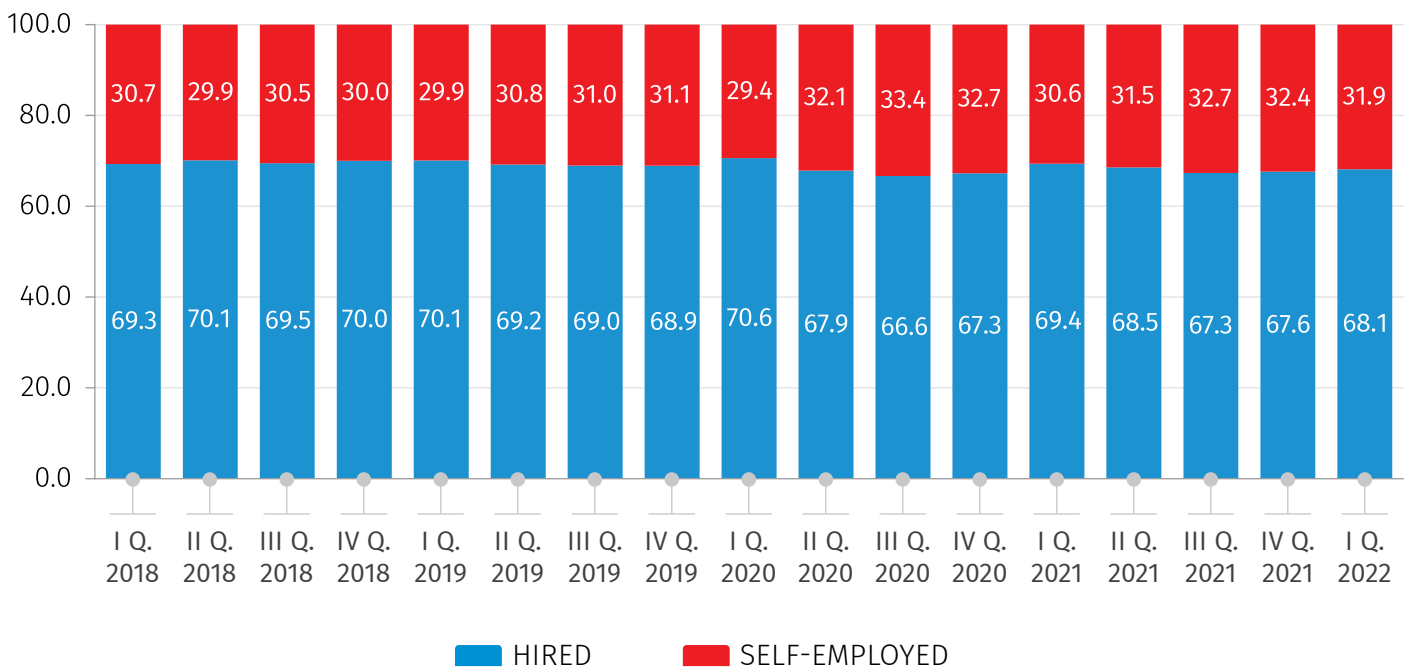
In the I quarter of 2022, the share of hired employees among employed persons was 68.1 percent, which is 1.2 percentage points lower compared to the corresponding period of the previous year.

The chart below presents the distribution of employed by status in employment for 2018-2022 years.

CHART №3

DISTRIBUTION OF EMPLOYED BY STATUS IN EMPLOYMENT

(%)



NATIONAL STATISTICS OFFICE OF GEORGIA

20.05.2022

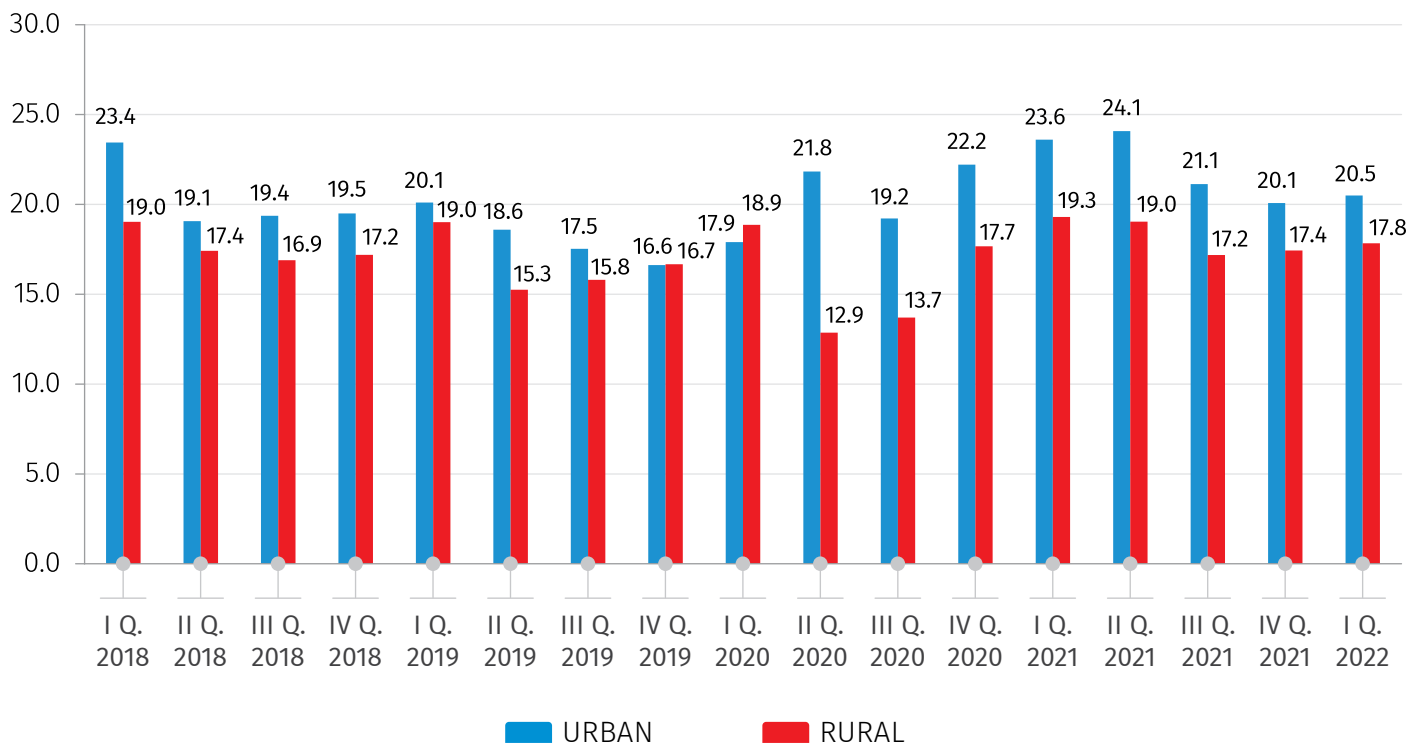
In the I quarter of 2022, the unemployment rate in urban settlements decreased by 3.1 percentage points compared to the corresponding period of the previous year, while in rural settlements it decreased by 1.5 percentage points.

The chart below presents the unemployment rate in urban-rural areas and quarters of 2018-2022 years.

CHART №4

UNEMPLOYMENT RATE BY URBAN-RURAL AREAS

(%)



NATIONAL STATISTICS OFFICE OF GEORGIA

20.05.2022

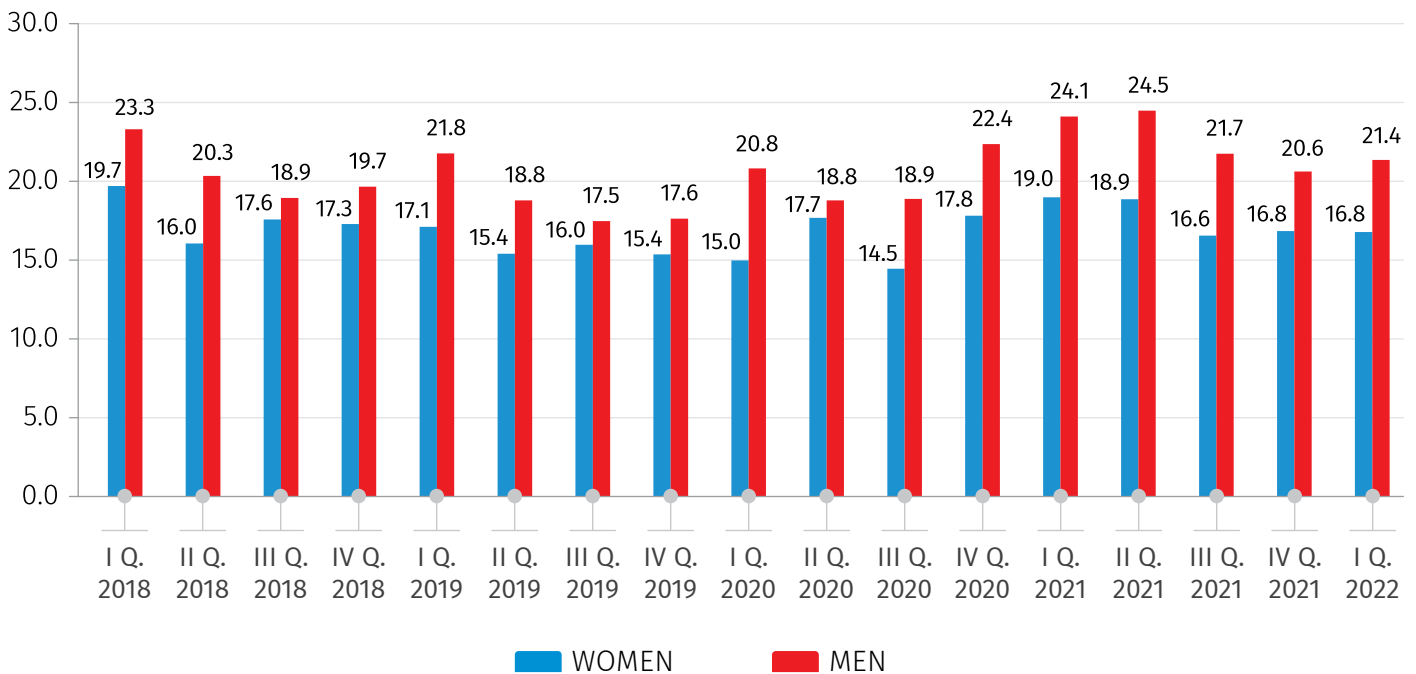
Traditionally, the unemployment rate is higher for men than for women. In the I quarter of 2022, compared to the corresponding period of the previous year, this indicator decreased for women by 2.2 percentage points, while it decreased by 2.7 percentage points for men.

The chart below presents the unemployment rate by sex and quarters of 2018-2022 years.

CHART №5

UNEMPLOYMENT RATE BY SEX

(%)



NATIONAL STATISTICS OFFICE OF GEORGIA

20.05.2022

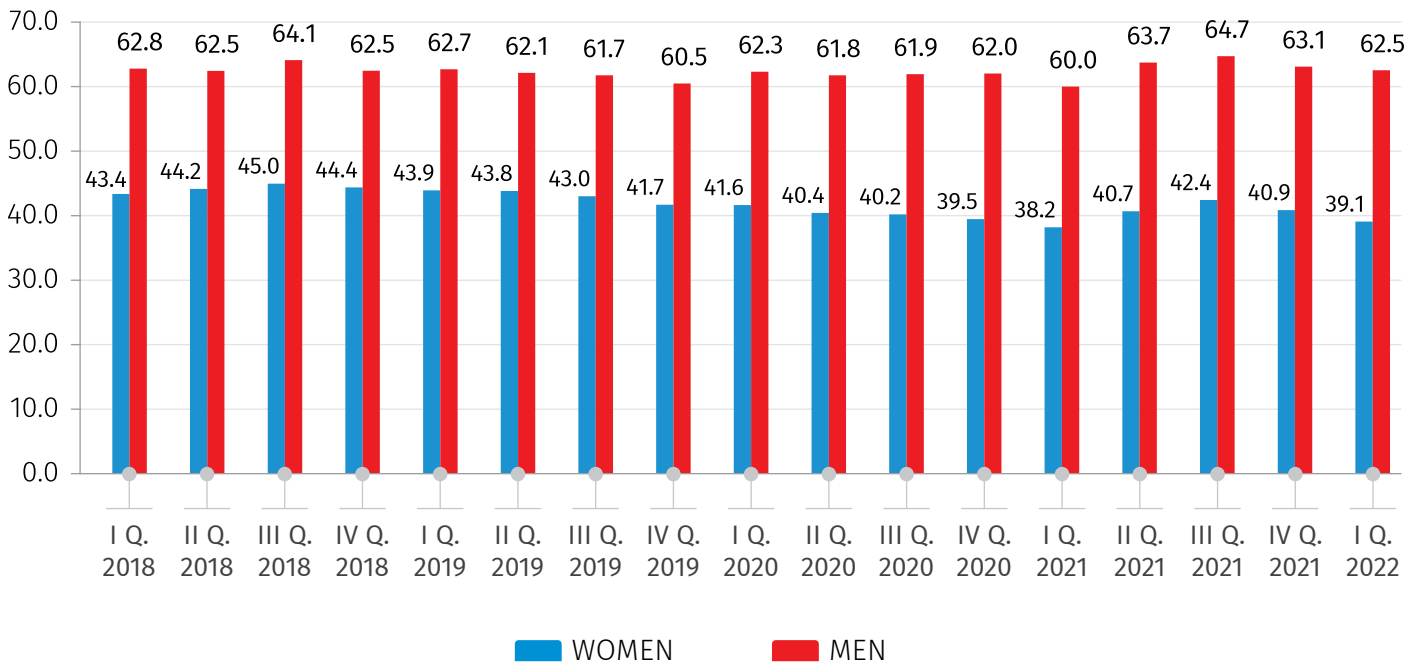
The labour force participation rate is higher for men than for women. In the I quarter of 2022, the indicator for women was 39.1 percent and for men – 62.5 percent. The labour force participation rate for women increased by 0.9 percentage points, while for men it increased by 2.5 percentage points, compared to the corresponding period of the previous year.

The chart below presents the labour force participation rate by sex and quarters of 2018-2022 years.

CHART №6

LABOUR FORCE PARTICIPATION RATE BY SEX

(%)



NATIONAL STATISTICS OFFICE OF GEORGIA

20.05.2022

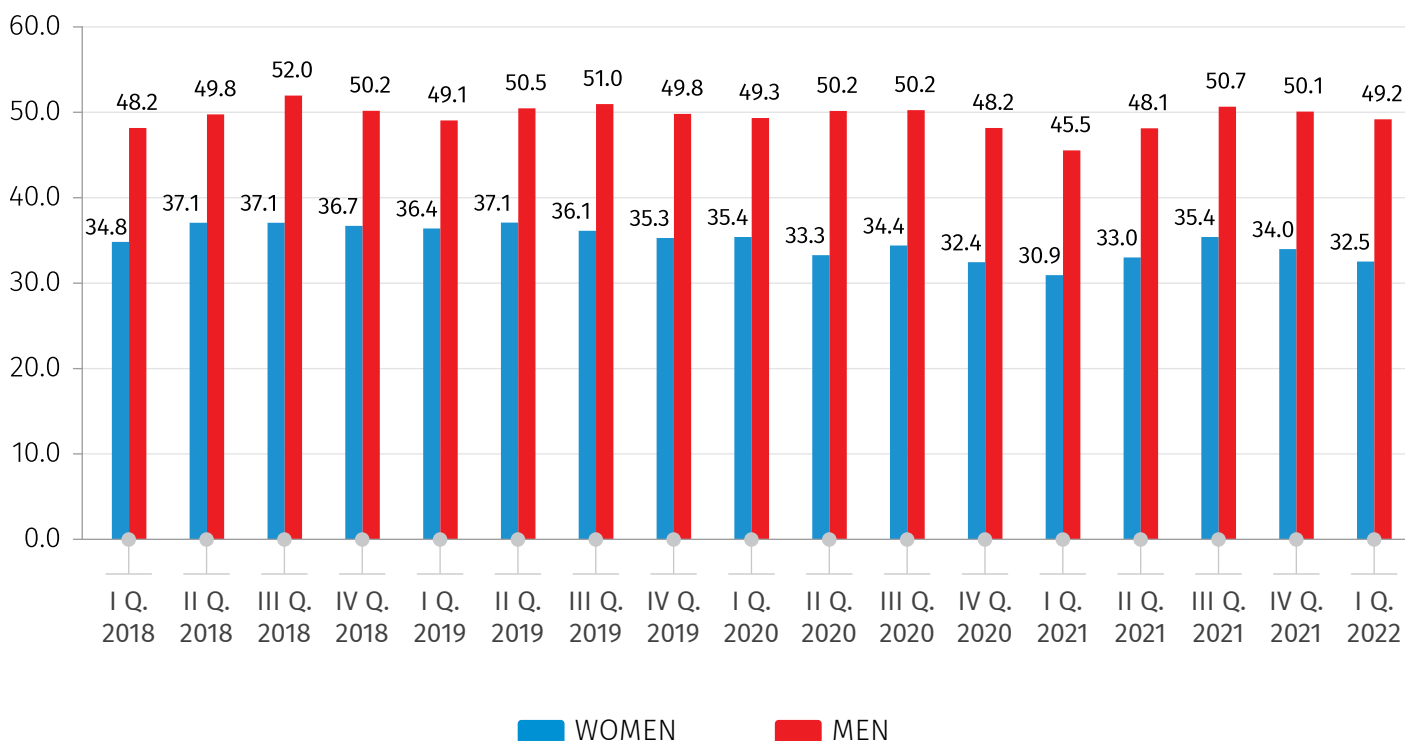
In the I quarter of 2022, the employment rate for women as well as for men increased by 1.6 and 3.6 percentage points, respectively compared to the corresponding period of the previous year.

The chart below illustrates the employment rate by sex and quarters of 2018-2022 years.

CHART №7

EMPLOYMENT RATE BY SEX

(%)



CONTACT PERSONS:

Vasil Tsakadze, Tel.: (+995 32) 236 72 10 (600), E-mail: vtsakadze@geostat.ge

Mariam Kavelasvili. Tel.: (+995 32) 236 72 10 (020), E-mail: mkavelashvili@geostat.ge