

**NATIONAL STATISTICS OFFICE OF GEORGIA**

# **INFLATION RATE IN GEORGIA**

## **MAY 2022**



## NATIONAL STATISTICS OFFICE OF GEORGIA

03.06.2022

### INFLATION RATE IN GEORGIA, MAY 2022

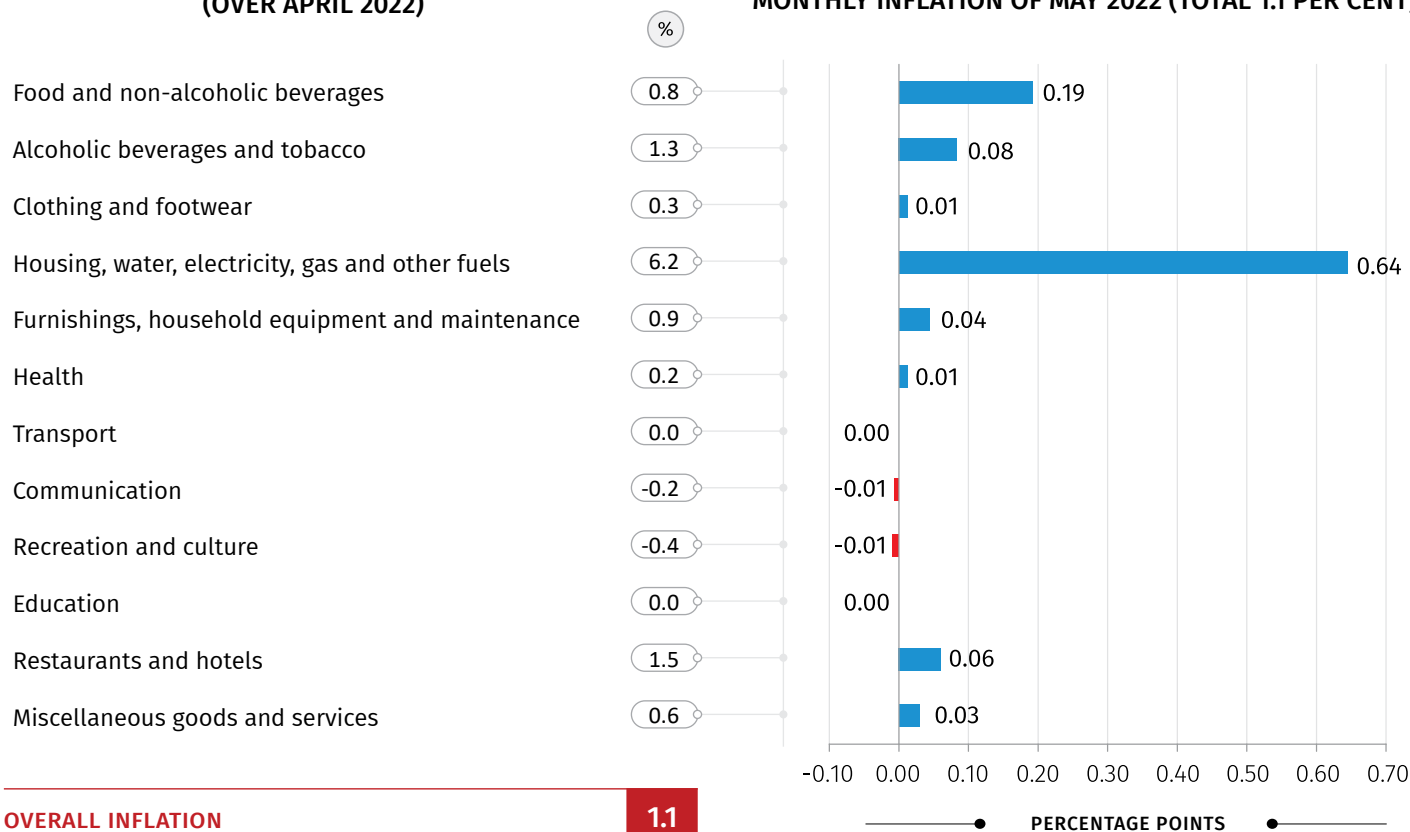
In May 2022 the Consumer Price Index increased by 1.1 percent compared to the previous month, while the annual inflation rate amounted to 13.3 percent.

With regard to the annual core inflation<sup>1</sup>, the prices increased by 5.9 percent, while the annual core inflation without tobacco<sup>2</sup> amounted to 6.7 percent.

The following table shows percentage changes in prices for the commodity groups of the consumer basket as well as the relevant contributions to the overall monthly inflation rate.

#### PERCENTAGE CHANGE MAY 2022 (OVER APRIL 2022)

#### CONTRIBUTIONS OF THE GROUPS TO THE OVERALL MONTHLY INFLATION OF MAY 2022 (TOTAL 1.1 PER CENT)



\* Individual contributions may not sum up to the total due to rounding.

<sup>1</sup>Core inflation is calculated by excluding the following groups of goods and services from the consumer basket: food and non-alcoholic beverages, energy, regulated tariffs, transport (specific tariffs).

<sup>2</sup>Core Inflation without tobacco is calculated by excluding the following groups of goods and services from the consumer basket: food and non-alcoholic beverages, tobacco; energy, regulated tariffs, transport (specific tariffs).

03.06.2022

The monthly inflation rate was mainly influenced by price changes for the following groups:

**Housing, water, electricity, gas and other fuels:** the prices for the group increased by 6.2 percent, contributing 0.64 percentage points to the overall monthly inflation rate. The prices increased for the following subgroups: actual rentals for housing (20.6 percent), maintenance and repair of the dwelling (0.3 percent);

**Food and non-alcoholic beverages:** the prices for the group increased by 0.8 percent, contributing 0.19 percentage points to the overall monthly inflation rate. The prices increased for the following subgroups: fruit and grapes (13.0 percent), bread and cereals (4.8 percent), fish (1.8 percent), oils and fats (1.6 percent), mineral waters, soft drinks, fruit and vegetable juices (1.2 percent). At the same time, prices decreased for the subgroup of milk, cheese and eggs (-4.5 percent);

**Alcoholic beverages and tobacco:** the prices increased by 1.3 percent, contributing 0.08 percentage points to the overall index change. The prices increased for alcoholic beverages (2.0 percent) and for tobacco products (0.3 percent);

The following table shows percentage changes in prices for the commodity groups of the consumer basket, as well as the relevant contributions to the overall annual inflation rate in May 2022.

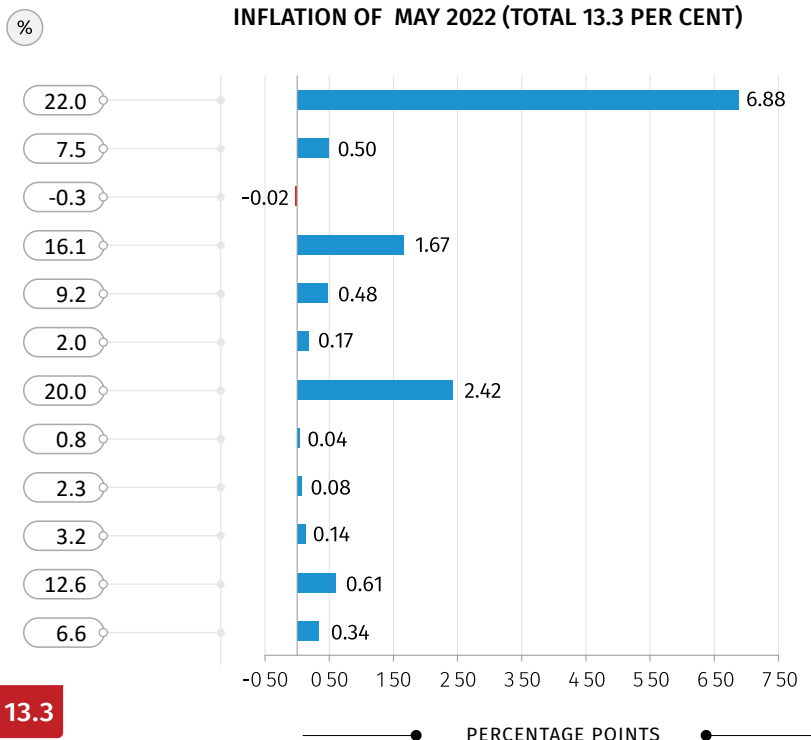
# NATIONAL STATISTICS OFFICE OF GEORGIA

03.06.2022

## PERCENTAGE CHANGE MAY 2022 (OVER MAY 2021)

Food and non-alcoholic beverages	22.0
Alcoholic beverages and tobacco	7.5
Clothing and footwear	-0.3
Housing, water, electricity, gas and other fuels	16.1
Furnishings, household equipment and maintenance	9.2
Health	2.0
Transport	20.0
Communication	0.8
Recreation and culture	2.3
Education	3.2
Restaurants and hotels	12.6
Miscellaneous goods and services	6.6

## CONTRIBUTIONS OF THE GROUPS TO THE OVERALL ANNUAL INFLATION OF MAY 2022 (TOTAL 13.3 PER CENT)



\* Individual contributions may not sum up to the total due to rounding.

The annual inflation rate was mainly influenced by price changes for the following groups:

**Food and non-alcoholic beverages:** the prices in the group increased by 22.0 percent, contributing 6.88 percentage points to the overall annual inflation rate. Within the group the prices increased for the following subgroups: vegetables (51.1 percent), bread and cereals (34.5 percent), mineral waters, soft drinks, fruit and vegetable juices (23.5 percent), fruit and grapes (23.3 percent), fish (19.4 percent), oils and fats (17.7 percent), coffee, tea and cocoa (16.8 percent), milk, cheese and eggs (16.0 percent), sugar, jam, honey, chocolate and confectionery (15.4 percent) and meat (9.6 percent);

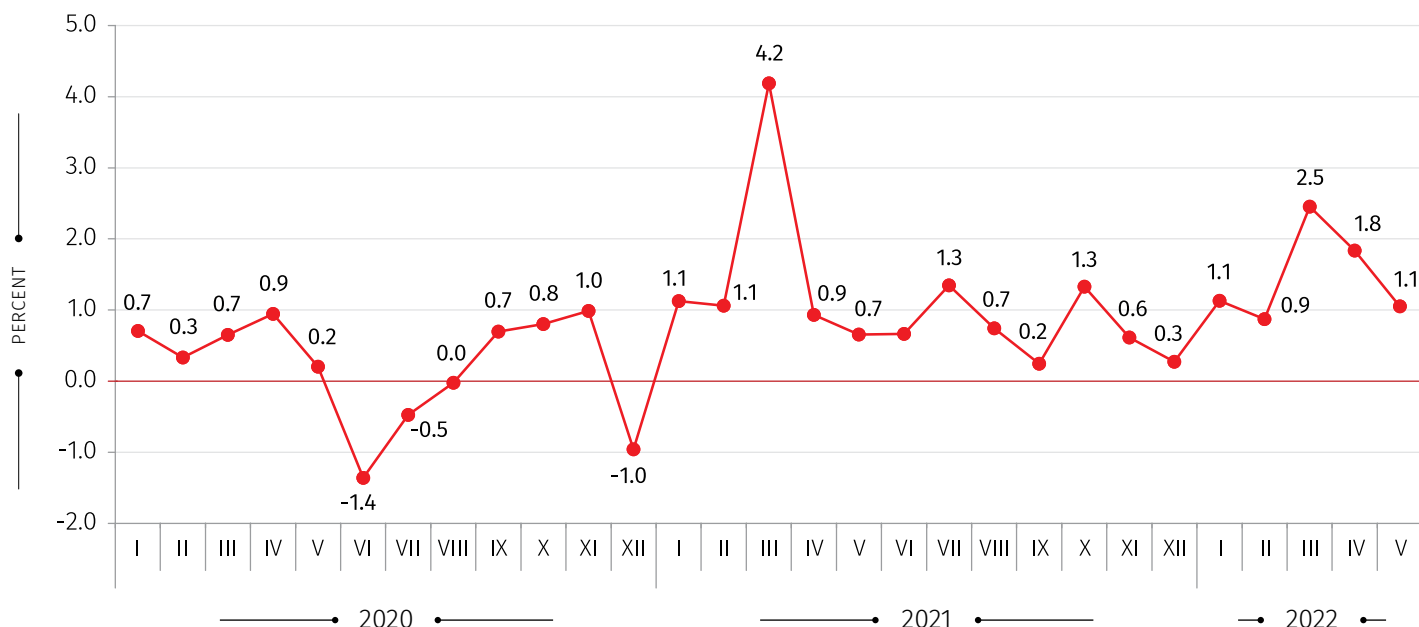
**Transport:** the prices increased by 20.0 percent, contributing 2.42 percentage points to the overall index growth. Within the group the prices increased for operation of personal transport equipment (25.2 percent), transport services (12.9 percent) and purchase of vehicles (3.0 percent);

**Housing, water, electricity, gas and other fuels:** the prices for the group posted a 16.1 percent increase, which contributed 1.67 percentage points to the annual inflation rate. The prices were higher for the following subgroups: actual rentals for housing (28.2 percent), maintenance and repair of the dwelling (13.6 percent) and electricity, gas and other fuels (11.2 percent).

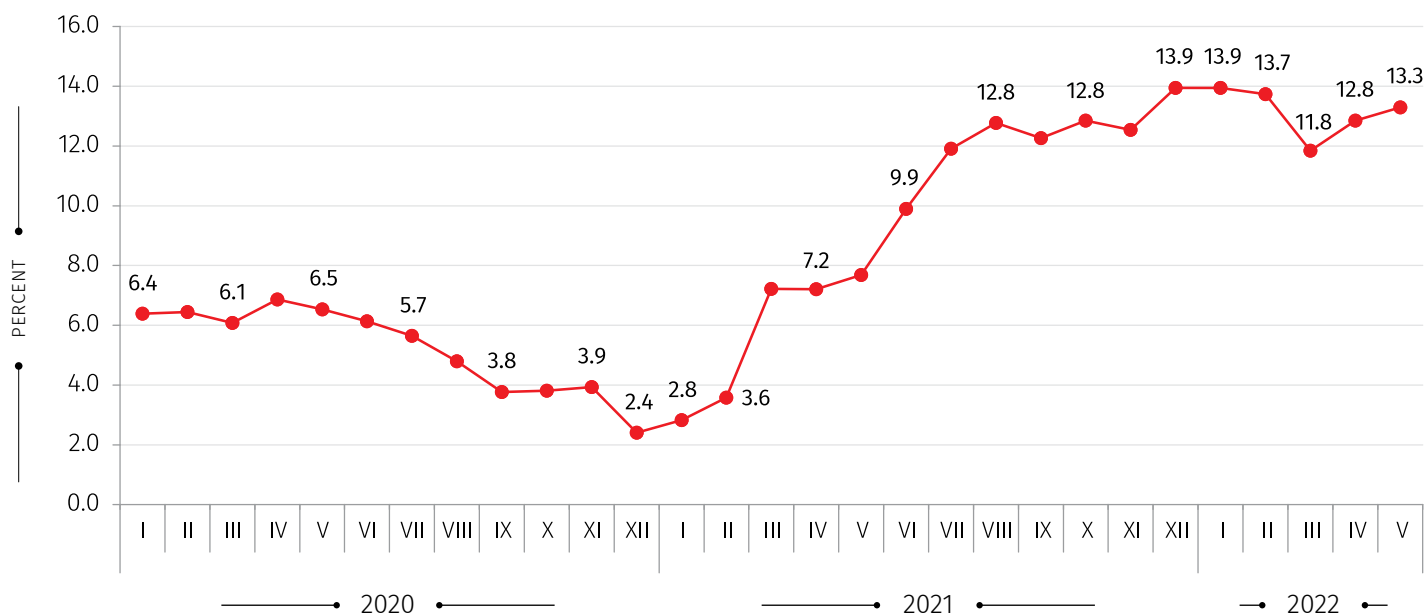
# NATIONAL STATISTICS OFFICE OF GEORGIA

03.06.2022

## MONTHLY INFLATION



## ANNUAL INFLATION RATE IN GEORGIA (YEAR-ON-YEAR CHANGE)

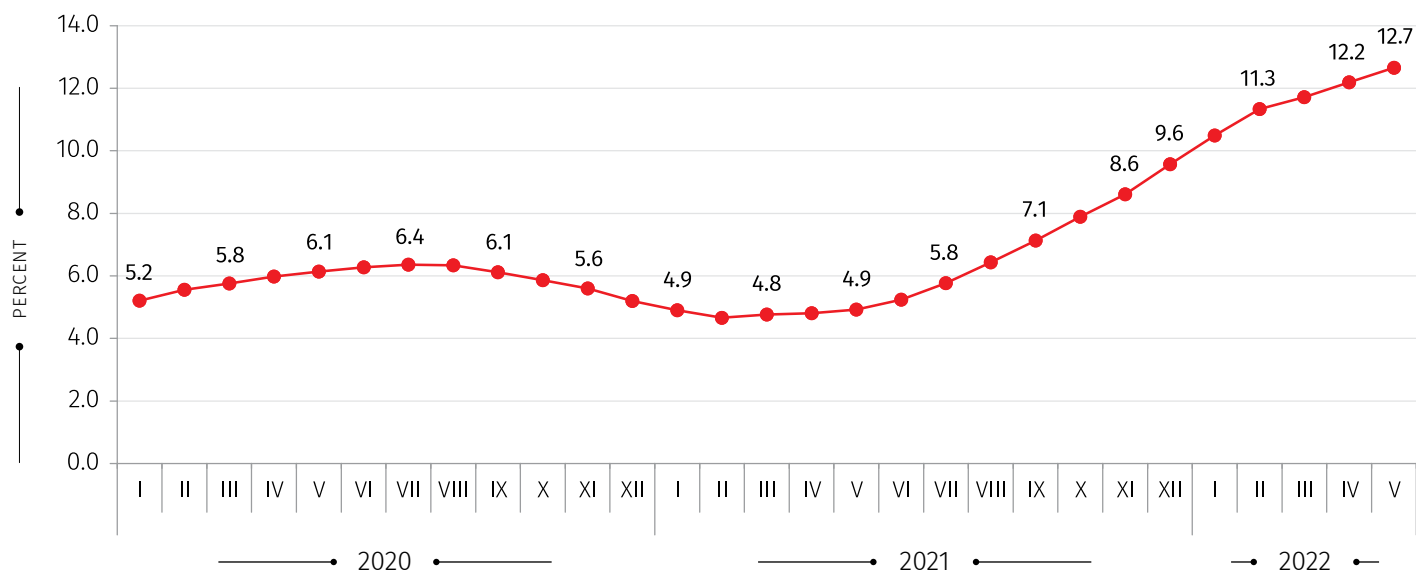


## NATIONAL STATISTICS OFFICE OF GEORGIA

03.06.2022

### AVERAGE INFLATION RATE

(12 MONTH AVERAGE OVER THE PREVIOUS 12 MONTH AVERAGE, PERCENTAGE CHANGE)



#### CONTACT PERSONS:

Giorgi Tetrauli

Tel: (+995 32) 236 72 10 (400)

E-mail: [gtetrauli@geostat.ge](mailto:gtetrauli@geostat.ge)

Mariam Kavelashvili

Tel: (+995 32) 236 72 10 (020).

E-mail: [mkavelasvili@geostat.ge](mailto:mkavelasvili@geostat.ge)