



NATIONAL STATISTICS OFFICE OF GEORGIA

**EXTERNAL MERCHANDISE TRADE
OF GEORGIA
JANUARY-MAY 2022
(EXPRESS DATA)**



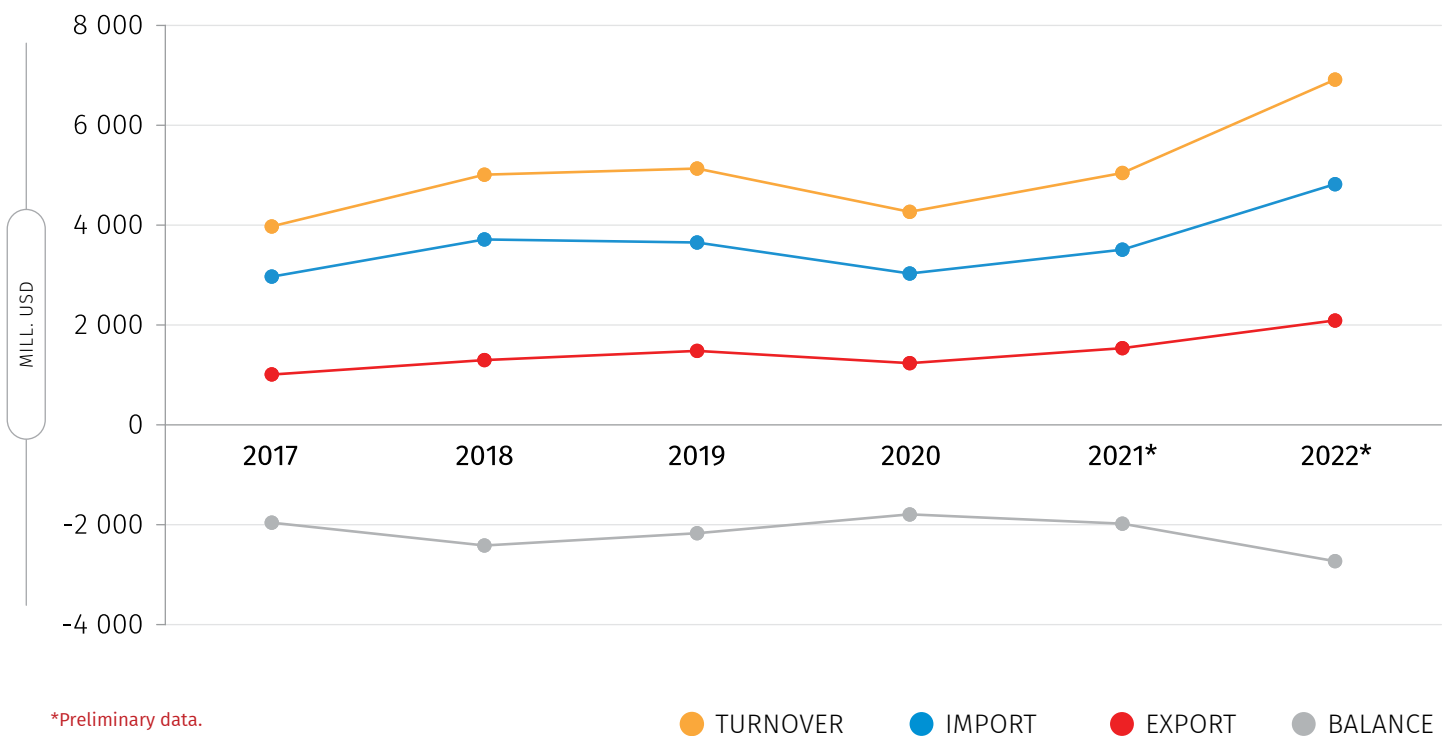
NATIONAL STATISTICS OFFICE OF GEORGIA

13.06.2022

EXTERNAL MERCHANDISE TRADE OF GEORGIA IN JANUARY-MAY 2022 (EXPRESS RELEASE)

External Merchandise Trade (excluding non-declared trade) of Georgia amounted to USD 6 913.3 million in January-May 2022, 37.0 percent higher year-on-year. The value of export increased by 36.2 percent reaching USD 2 091.9 million, while the import increased by 37.3 percent and amounted to USD 4 821.4 million. The trade deficit equaled USD 2 729.5 million and its share in trade turnover constituted 39.5 percent.

EXTERNAL MERCHANDISE TRADE TENDENCIES OF GEORGIA IN JANUARY-MAY 2017-2022



The table below shows dynamics of the external merchandise trade statistics indicators in 2017-2022.

NATIONAL STATISTICS OFFICE OF GEORGIA

13.06.2022

EXTERNAL MERCHANDISE TRADE OF GEORGIA IN 2017-2022 (MILLION US DOLLARS)

YEAR	MONTH	EXPORTS	IMPORTS	TURNOVER	BALANCE
2017	YEAR	2 745.7	8 057.2	10 802.9	-5 311.4
	January	177.2	500.0	677.3	-322.8
	February	180.2	595.2	775.4	-415.0
	March	221.7	624.6	846.3	-402.8
	April	212.2	601.8	814.0	-389.6
	May	216.0	646.1	862.1	-430.0
	June	236.3	653.4	889.7	-417.2
	July	213.5	653.7	867.2	-440.3
	August	237.3	715.2	952.5	-478.0
	September	258.8	699.5	958.2	-440.7
	October	264.6	748.8	1 013.4	-484.1
	November	237.9	769.2	1 007.1	-531.3
December	290.0	849.7	1 139.7	-559.7	
2018	YEAR	3 379.7	9 361.8	12 741.5	-5 982.1
	January	222.8	608.8	831.5	-386.0
	February	224.1	651.5	875.6	-427.4
	March	292.9	867.2	1 160.1	-574.3
	April	230.1	755.7	985.8	-525.6
	May	325.1	830.8	1 155.9	-505.7
	June	309.9	799.1	1 109.0	-489.2
	July	280.5	816.1	1 096.5	-535.6
	August	277.9	789.5	1 067.3	-511.6
	September	302.6	739.0	1 041.6	-436.4
	October	304.6	894.4	1 198.9	-589.8
	November	277.6	768.0	1 045.6	-490.4
December	331.6	841.9	1 173.5	-510.2	
2019	Year	3 798.4	9 519.2	13 317.6	-5 720.8
	January	236.5	620.6	857.1	-384.0
	February	265.2	671.0	936.2	-405.7
	March	325.9	786.7	1 112.6	-460.9
	April	311.0	779.0	1 090.0	-468.0
	May	340.7	793.8	1 134.5	-453.1
	June	310.4	738.6	1 049.0	-428.2
	July	324.0	812.0	1 136.0	-488.1
	August	316.1	797.3	1 113.4	-481.2
	September	305.5	804.3	1 109.8	-498.7
	October	319.6	924.4	1 244.0	-604.8
	November	347.6	818.4	1 166.0	-470.9
December	396.0	973.2	1 369.1	-577.2	

NATIONAL STATISTICS OFFICE OF GEORGIA

13.06.2022


YEAR	MONTH	EXPORTS	IMPORTS	TURNOVER	BALANCE
2020	YEAR	3 343.4	8 052.9	11 396.3	-4 709.4
	January	267.9	645.4	913.3	-377.5
	February	262.6	704.5	967.2	-441.9
	March	249.5	670.9	920.4	-421.4
	April	222.5	478.4	700.9	-256.0
	May	234.4	529.4	763.8	-295.0
	June	268.5	609.0	877.4	-340.5
	July	274.6	727.6	1 002.1	-453.0
	August	292.5	664.9	957.3	-372.4
	September	331.3	750.2	1 081.5	-418.9
	October	312.9	729.3	1 042.2	-416.4
	November	301.1	721.3	1 022.5	-420.2
	December	325.7	822.0	1 147.6	-496.3
2021*	YEAR	4 242.3	10 105.1	14 347.4	-5 862.8
	January	224.5	561.7	786.2	-337.2
	February	267.7	648.4	916.1	-380.8
	March	325.7	775.0	1 100.7	-449.4
	April	377.7	756.3	1 134.0	-378.6
	May	340.0	770.1	1 110.1	-430.2
	June	350.7	863.7	1 214.4	-513.1
	July	386.3	882.6	1 268.9	-496.2
	August	335.1	868.5	1 203.7	-533.4
	September	373.6	958.4	1 332.0	-584.8
	October	411.2	936.2	1 347.4	-525.0
	November	430.4	1 033.4	1 463.7	-603.0
	December	419.5	1 050.7	1 470.1	-631.2
2022*	Year	2 091.9	4 821.4	6 913.3	-2 729.5
	January	331.3	800.8	1 132.2	-469.5
	February	429.0	1 018.7	1 447.7	-589.6
	March	411.4	925.6	1 337.0	-514.2
	April	415.7	957.0	1 372.7	-541.3
	May	504.4	1 119.3	1 623.7	-614.9

*Preliminary data.

NATIONAL STATISTICS OFFICE OF GEORGIA


13.06.2022

Detailed data on external merchandise trade of Georgia will be published on 20 June, 2022.

SOURCES:  LEPL Revenue Service of Ministry of Finance of Georgia;

 Georgian State Electrosystem, JSC;

 Georgian Gas Transportation Company, LTD;

 Electricity System Commercial Operator, JSC.

NOTICE: The discrepancy between the totals and the sum in some cases can be explained by using rounded data.

CONTACT PERSONS:

Maka Kalandarishvili, Tel.: (+995 32) 236 72 10 (300)

E-mail: mkalandarishvili@geostat.ge

Mariam Kavelashvili, Tel.: (+995 32) 236 72 10 (020)

E-mail: mkavelashvili@geostat.ge